jota
SWITZERLAND

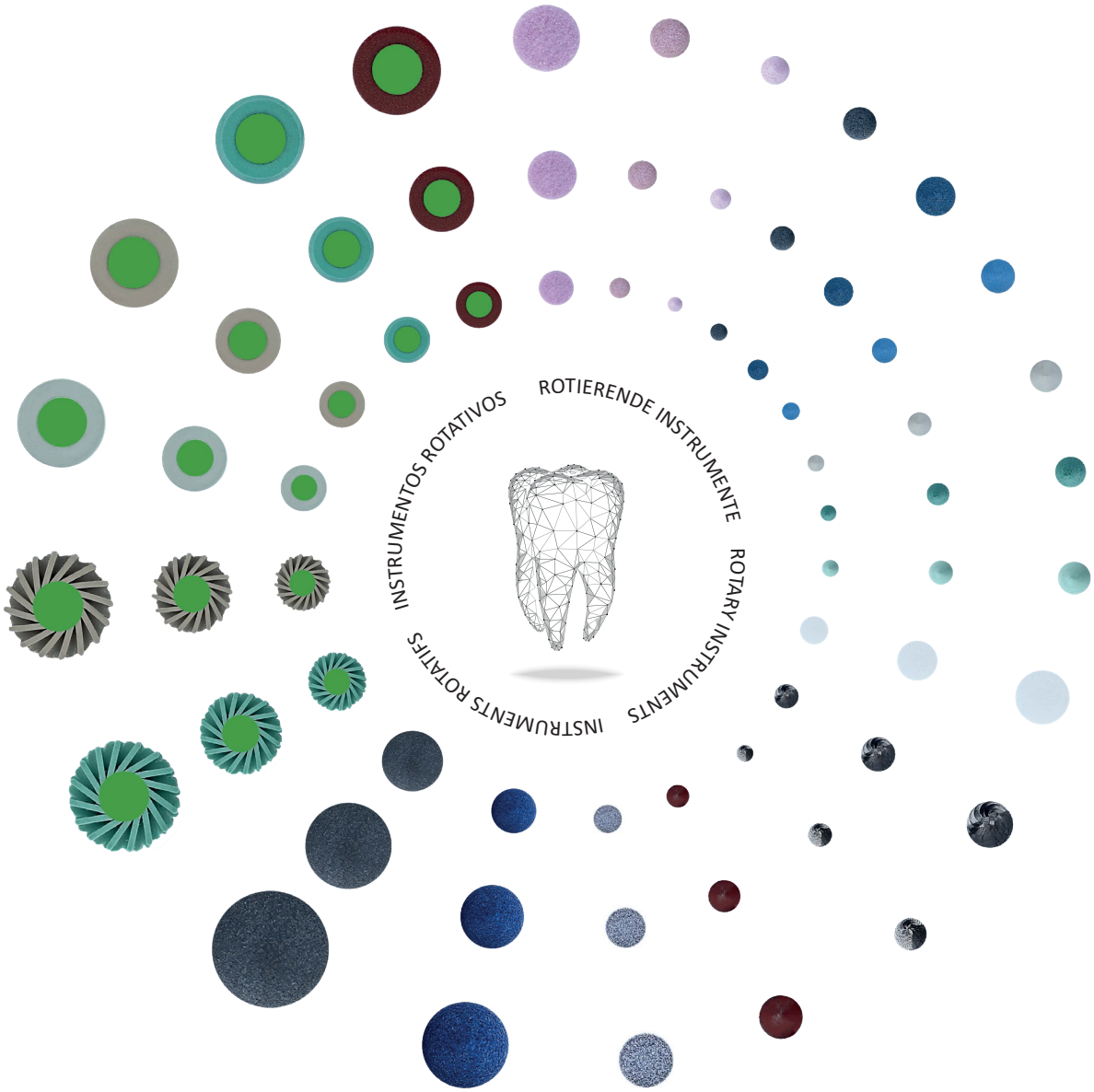

DENTAL CATALOGUE EDITION II

VORWORT

PREFACE | PRÉFACE | PREFACIO

Mit der Neuauflage des JOTA Kataloges - Edition II - erhalten Sie eine verbesserte Übersicht über unsere knapp 2'600 Rotierenden Instrumente. Übersichtlichkeit und Verständlichkeit wurden deutlich verbessert und mit den beiden Flip-Over Seiten, erhalten Sie wertvolle Unterstützung in der Suche nach dem passenden Instrument. Unsere kontinuierlichen Markt- und Anwendungsanalysen sowie die daraus resultieren Entwicklungsprojekte führen zu zahlreichen Neuheiten. Diese sind als solche speziell gekennzeichnet und damit im Katalog leicht zu finden. Die sehr beliebten Applikationsübersichten sind nach neuesten Erkenntnissen und mit Hilfe von Opinion Leadern überprüft und ergänzt worden, sodass Sie sich auf aktuelles Knowhow abstützen können. Die Qualität, die Performance und die Sicherheit für Patienten und Anwender sind uns ein besonderes Anliegen und wir erfüllen höchste Ansprüche. Das bildet die Basis dafür, dass Sie Ihre ausgewiesene Fach-Kompetenz auf die Patienten und/oder die Laborarbeit übertragen können und perfekte Resultate erzielen. Wir setzen Alles daran, Ihre Erwartungen an Produkte und Dienstleistungen auch weiterhin umfassend zu erfüllen.

Benjamin Schleicher, CEO

With the new JOTA catalogue, edition II, you will receive a completely redesigned overview of our nearly 2,600 rotating instruments. Clarity and comprehensibility have been significantly improved and with the two flip-over pages combined with the cover, you receive valuable support in your search for the right instrument. Our continuous market and application analyses as well as the resulting development projects lead to numerous innovations. These are specially marked as such and thus easy to find in the catalogue. The very popular application overviews have been reviewed and supplemented according to the latest findings and with the help of opinion leaders, so that you can rely on up-to-date know-how. Quality, performance and safety for patients and users are of particular concern to us and we meet the highest standards. This forms the basis for you to be able to transfer your proven expertise to patients and/or laboratory work and achieve perfect results. We do everything in our power to continue to meet your expectations of our products and services.

Benjamin Schleicher, CEO

Avec le nouveau catalogue JOTA, édition II, vous disposez d'un aperçu entièrement remanié de nos quelque 2'600 instruments rotatifs. La lisibilité et la compréhension ont été significativement améliorées et, grâce aux deux pages flip-over combinées à la couverture, vous bénéficiez d'une aide précieuse dans la recherche de l'instrument adéquat. Nos analyses continues du marché et des applications ainsi que les projets de développement qui en résultent sur de nombreuses nouveautés. Celles-ci sont spécialement marquées comme telles et donc faciles à trouver dans le catalogue. Les aperçus des applications, très appréciés, ont été vérifiés et complétés selon les dernières connaissances et avec l'aide de leaders d'opinion, afin que vous pouvez vous appuyer sur un know how courant. La qualité, la performance et la sécurité pour les patients et les utilisateurs nous tiennent particulièrement à cœur et nous répondons aux exigences les plus élevées. C'est la base pour que vous puissiez transférer vos compétences professionnelles reconnues aux patients et/ou au travail de laboratoire et obtenir des résultats impeccables. Nous nous engageons à tout pour continuer à répondre à vos besoins en ce qui concerne les produits et les services.

Benjamin Schleicher, CEO

Con el nuevo catálogo JOTA edición II, obtendrá una visión general completamente rediseñada de nuestros casi 2.600 instrumentos rotatorios. La claridad y facilidad de interpretación se han mejorado notablemente y, con la tapa plegable, recibirá un valioso apoyo en la búsqueda del instrumento adecuado. Nuestros continuos análisis del mercado y de las aplicaciones, así como los proyectos de desarrollo resultantes, dan lugar a numerosas innovaciones. Las mismas están fácilmente identificables y, por lo tanto, son fáciles de encontrar en el catálogo. Las guías de aplicación de cada familia de productos se han revisado y completado según los últimos descubrimientos y contando con el apoyo de líderes de opinión, lo que permite contar con conocimientos actualizados. La calidad, el rendimiento y la seguridad para los pacientes y los profesionales nos preocupan especialmente y por este motivo cumplimos con las normas de seguridad más estrictas. Esto constituye la base para que pueda transferir su experiencia probada a los pacientes y/o al trabajo de laboratorio y así lograr resultados perfectos. Haremos todo lo que esté a nuestro alcance para seguir superando sus expectativas en relación nuestros productos y servicios.

Benjamin Schleicher, CEO

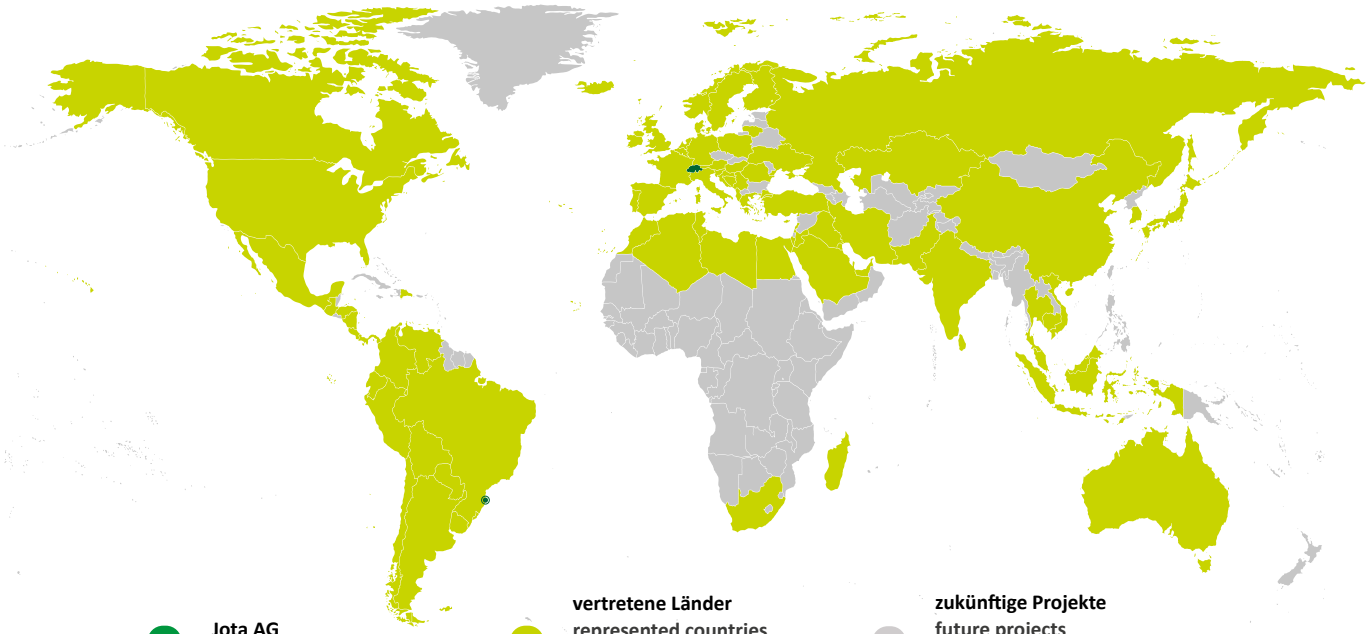

Jota AG
Jota do Brasil

vertretene Länder
represented countries
pays représentés
países representados

zukünftige Projekte
future projects
futurs projets
proyectos futuros

ALLGEMEINE INFORMATIONEN | GENERAL INFORMATION | INFORMATIONS GÉNÉRAL | INFORMACIÓN GENERAL

1 Vorwort
Preface
Préface
Prefacio

4 REF Nummer
REF Number
Numéro REF
Número REF

5 Verpackung
Package
Emballage
Embalaje

Hinweis: Nicht alle Produkte, die in diesem Katalog gezeigt werden, sind in allen Ländern erhältlich.

Note: Not all products contained in this catalogue are available in all countries.

Remarque: Les produits présentés dans ce catalogue ne sont pas tous disponibles dans tous les pays.

Nota: No todos los productos en este catálogo son disponibles en todos los países.

6 - 45	Diamantinstrumente Diamond Instruments	Instruments diamantés Instrumentos de diamante
46 - 63	Hartmetallinstrumente Carbide instruments	Instruments en carbure Instrumentos de carburo
64 - 67	Stahlinstrumente Steel instruments	Instruments en acier Instrumentos de acero
68 - 81	Schleifkörper Abrasives	Abrasifs Abrasivos
82 - 107	Polierer & Bürsten Prophylaxe Polishers & Brushes Prophylaxe	Polissoirs & Brosses Profilaxis Pulidores & Cepillos Profilaxis
108 - 125	Chirurgie Surgery	Chirurgie Cirugía
150 - 173	Kits | Zubehör Kits | Accessories	Kits | Accessoires Kits | Accesorios
174 - 191	Diamantinstrumente Diamond Instruments	Instruments diamantés Instrumentos de diamante
192 - 217	Hartmetallinstrumente Carbide instruments	Instruments en carbure Instrumentos de carburo
218 - 225	Stahlinstrumente Steel instruments	Instruments en acier Instrumentos de acero
226 - 259	Schleifkörper Abrasives	Abrasifs Abrasivos
260 - 293	Polierer & Bürsten Polishers & Brushes	Polissoirs & Brosses Pulidores & Cepillos
294 - 308	Kits | Zubehör Kits | Accessories	Kits | Accessoires Kits | Accesorios
310 - 319	Drehzahlempfehlung Hinweise zur Wiederaufbereitung Recommended speed Instructions for reconditioning	Vitesse de rotation recommandée Instructions pour le retraitement Número de revoluciones recomendadas Indicaciones sobre la reutilización

In 3 Schritten zur Bestellung

HOW TO ORDER IN 3 STEPS I COMMENT COMMANDER EN 3 ÉTAPES I 3 PASOS PARA UN PEDIDO

833

Ei
egg

Turbine I Friction Grip

FIGURE	SHANK	REF	Ø					
833	FG	806 314 277 524		014	016	018	021	023
833SG	FG	806 314 277 544			016	018		023
833G	FG	806 314 277 534		014	016	018		023
833F	FG	806 314 277 514	012	014	016	018	021	023
833EF	FG	806 314 277 504		014	016	018		023
833UF	FG	806 314 277 494						023
		L mm	2,8	2,8	3,4	3,4	4,2	4,2
			5	5	5	5	5	5
		APPLICATION						

1
- DE Figur + Körnung
- EN Figure + Grain
- FR Figure + Grain
- ES Figura + Grano

2
- DE Schaft
- EN Shank
- FR Tige
- ES Mango

3
- DE Durchmesser
- EN Diameter
- FR Diamètre
- ES Diámetro

JOTA Matchcode

833EF.FG.014

833EF	FG	014
DE Figur + Körnung	+ Schaft	+ Durchmesser
EN Figure + Grain	+ Shank	+ Diameter
FR Figure + Grain	+ Tige	+ Diamètre
ES Figura + Grano	+ Mango	+ Diámetro

1

FIGURE — Wählen Sie die Figur Nummer und Körnung des gewünschten Instruments aus
FIGURE — Choose the figure number and grain of the requested instrument
FIGURE — Sélectionnez le numéro de figure et le grain de l'instrument souhaité
FIGURA — Seleccione el número de figura y el grano del instrumento deseado

2

SCHAFT — Wählen Sie die Schaftart des gewünschten Instruments aus
SHANK — Choose the shank type of the requested instrument
TIGE — Choisissez le type de tige de l'instrument demandé
MANGO — Elija el tipo de mango del instrumento solicitado

3

DURCHMESSER — Wählen Sie die Arbeitsteilgröße des gewünschten Instruments aus
DIAMETER — Choose the working part size of the requested instrument
DIAMÈTRE — Sélectionnez la taille de la pièce de travail de l'instrument souhaité
DIÁMETRO — Seleccione el tamaño del elemento de trabajo del instrumento deseado

Eine Verpackungseinheit kann mehrere Instrumente enthalten
One packaging unit may contain several instruments
Une unité de conditionnement peut contenir plusieurs instruments
Una unidad de embalaje puede contener varios instrumentos

REF NUMMER
REF NUMBER

	A	B | C	D	E	F
DE	Werkstoff des Arbeitsteils	Schaftart und Gesamtlänge	Form des Arbeitsteils	Besondere Eigenschaften der Instrumentengruppe	Grösster Durchmesser des Arbeitsteils in 1/10 mm
EN	Material of working part	Shank type and total length	Shape of working part	Special characteristics of instrument group	Biggest diameter of working part in 1/10 mm
FR	Matériau de la pièce de travail	Type de tige et longueur totale	Forme de la pièce de travail	Caractéristiques particulières de la groupe d'instruments	Le plus grand diamètre de la pièce de travail en 1/10 mm
ES	Material de la parte activa	Tipo e vástago y longitud total	Forma de la parte activa	Características específicas de grupo de instrumentos	Diámetro mayor de la parte activa en 1/10 mm

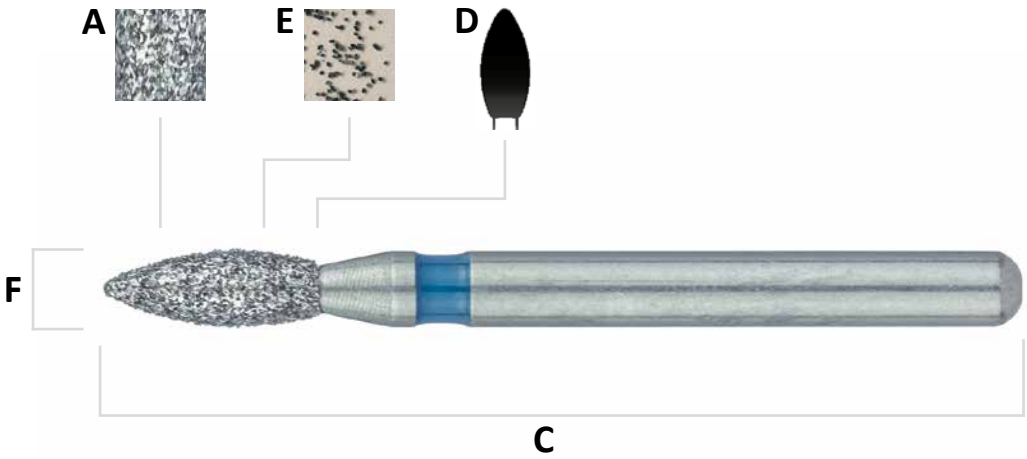

DE	Beispiel	Diamant	FG	Ei	Korngrösse mittel	018
EN	Example	Diamond	FG	egg	medium grain size	018
FR	Exemple	Diamant	FG	œuf	grosseur de grain moyen	018
ES	Ejemplo	Diamante	FG	huevo	tamaño granular mediano	018
		806	314	277	524	018
		REF: 806 314 277 524 018				

SCHAFTARTEN
TYPES OF SHANK

HANDSTÜCK | STRAIGHT HANDPIECE (HP) | PIÈCE À MAIN | PIEZA DE MANO

103	HP S	Ø 2,35 mm
104	HP	Ø 2,35 mm
105	HP L	Ø 2,35 mm
106	HP XL/H70	Ø 2,35 mm
107	H95	Ø 2,35 mm
108	H25	Ø 2,35 mm

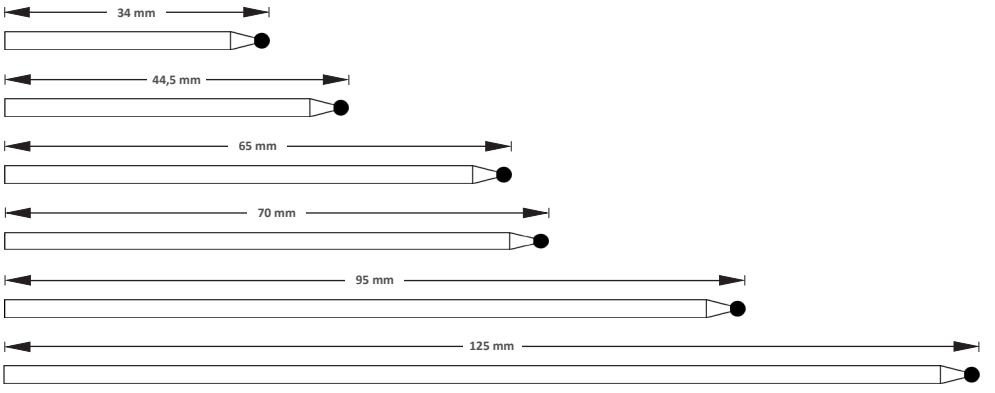

WINKELSTÜCK | RIGHT ANGLE (RA) | CONTRE ANGLE | CONTRÁNGULO

204	RA	Ø 2,35 mm
205	RA L	Ø 2,35 mm
206	RA XL	Ø 2,35 mm
207	RA XXL	Ø 2,35 mm

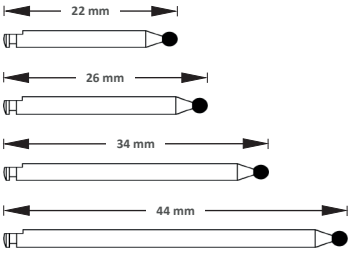

TURBINE | FRICTION GRIP (FG) | TURBINE | TURBINA

313	FG S	Ø 1,60 mm
314	FG	Ø 1,60 mm
315	FG L	Ø 1,60 mm
316	FG XL	Ø 1,60 mm
317	FG XXL	Ø 1,60 mm

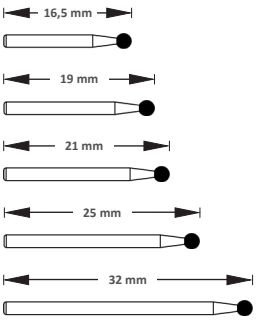

900 UNMONTIERT | UNMOUNTED (UM) | NON MONTÉE | NO MONTADO

DE	Die Gesamtlängen der Instrumente können je nach Konstruktionstyp länger oder kürzer ausfallen.
EN	The total lenghts of instrument can be longer or shorter according to type of construction.
FR	Les longueurs totales peuvent êtres plus longues ou plus courtes selon du type de construction.
ES	Las longitudes totales de los instrumentos pueden ser más largas ó más cortas según tipo de construcción.

VERPACKUNG
PACKAGE

DE	› Die praktische Blisterverpackung mit Einzelabriss schützt die Instrumente. › Alle Informationen zu Figur, Grösse, REF-Nummer und empfohlener Drehzahl sind übersichtlich dargestellt.
EN	› The instruments are protected by practical blister packaging with single tear-off. › All information on on figure, size, REF number and recommended speed are clearly shown.
FR	› Les instruments sont protegé par un blister pratique avec ouverture individuelle. › Toutes les informations sur la référence, la taille, le numéro REF et la vitesse sont disposées clairement.
ES	› Los instrumentos están protegidos por un práctico embalaje de apertura individual. › Todas las informaciones sobre figura, tamaño, número REF y número de revoluciones recomendadas están claramente expuestas.

	A	B	C	D	E	F	G	H
DE	Matchcode	Figur Nummer	Schaft	Durchmesser	HIBC-Code (REF, LOT, Verpackung)	REF-Nummer	Empfohlene Drehzahl	Lot-Nummer
EN	Match Code	Figure-Number	Shank	Diameter	HIBC Code (REF, LOT, Package)	REF-Number	Recommended speed	Lot-Number
FR	Match-Code	Numéro de figure	Tige	Diamètre	Code HIBC (REF, LOT, Emballage)	Numéro REF	Vitesse de rotation recommandé	Numéro Lot
ES	Matchcode	Número de Figura	Vástago	Diámetro	Código HIBC (REF, LOT, Embalaje)	Número REF	Número de revoluciones recomendadas	Número de lote

Diamantinstrumente

Diamond instruments | Instruments diamantés | Instrumentos de diamante



Typen und Formen 8-9
EN Types and shapes
FR Types et formes
ES Tipos y formas

Anwendungen 10-16
EN Applications
FR Utilisations
ES Aplicaciones

Standard Diamanten 17-37
EN Standard diamonds
FR Diamants standard
ES Diamantes estándar

Degranulationsbohrer 37
EN Degranulation drill
FR Fraise de dégranulation
ES Taladro de degranulación

USA Restauratives Konzept 37-38
EN USA restorative concept
FR Concept USA réparateur
ES Concepto de restauración EE.UU.

Mikro Diamanten 38-39
EN Micro diamonds
FR Diamants micro
ES Diamantes micro

Zirkon Diamanten 40-41
EN Zirconia diamonds
FR Diamants zircones
ES Diamantes circones

Speed Diamanten 42-44
EN Speed diamonds
FR Diamants speed
ES Diamantes speed

(CE) DIAMANTEN 44-45
EN CE diamonds
FR Diamants CE
ES Diamantes CE

Schwarzer Ring EN Black ring FR Bague noire ES Anillo negro		**super grob** super coarse super gros super grueso	SG	544		150 - 180 µm	**Grobes Vorschleifen** Coarse pre-grinding Dégrossissage trés grossier Desbaste super rápido
Grüner Ring EN Green ring FR Bague vert ES Anillo verde		**grob** coarse gros grueso	G	534		120 - 150 µm	**Vorschleifen** Pre-grinding Dégrossissage Desbaste rápido
Blauer Ring EN Blue ring FR Bague bleue ES Anillo azul		**mittel** medium moyen mediano		524		90 - 106 µm	**Universelles Schleifen** Universal grinding Abrasion universelle Abrasión universal
Roter Ring EN Red ring FR Bague rouge ES Anillo rojo		**fein** fine fin fino	F	514		38 - 45 µm	**Glätten** Burnishing Lissage Suavizado
Gelber Ring EN Yellow ring FR Bague jaune ES Anillo amarillo	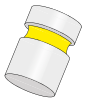	**extra fein** extra fine extra fin extra fino	EF	504		20 - 30 µm	**Vorfinieren (Komposit)** Prefinishing (composites) Prépolissage (composites) Pre-acabado (resinas)
Weisser Ring EN White ring FR Bague blanche ES Anillo blanco		**ultra fein** ultra fine ultra fin ultra fino	UF	494		12 - 22 µm	**Endfinieren (Komposit)** Final finishing (composites) Finition finale (composites) Acabado final (resinas)
Blauer & Weisser Ring EN Blue & White ring FR Bague bleue et blanche ES Anillo azul y blanco		**Zirkonia Diamanten** Zirconia Diamonds Zirconium Diamants Diamantes de circonio					**Zirkonoxid bearbeiten** Processing zirconium oxide Travailler l'oxyde de zirconium Procesado del óxido de circonio

HYGIENE

TYPEN UND FORMEN
TYPES AND SHAPES

801	801L	802	802L	802K	389	805	806	807	808	808L	808R	808RL
P. 17	P. 17	P. 17	P. 17	P. 17	P. 18	P. 18	P. 18	P. 18	P. 18	P. 18	P. 19	P. 19

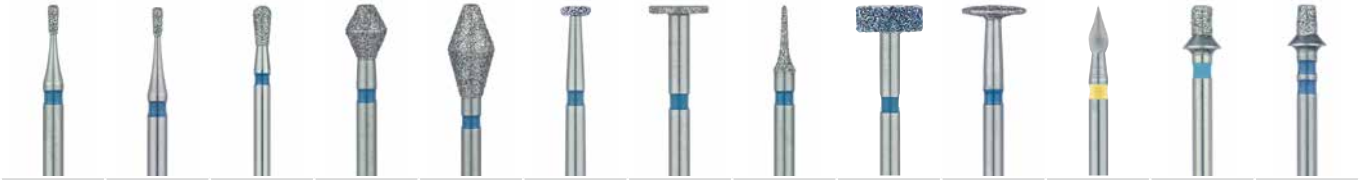

809	809A	809R	811	811L	815	818	820	822	825	827	828	828T
P. 19	P. 19	P. 19	P. 19	P. 20	P. 20	P. 20	P. 20	P. 20	P. 20	P. 21	P. 21	P. 21

829	830	830L	831	833	833.FGL	833K	833L	834	835	836	837	837L
P. 21	P. 22	P. 22	P. 22	P. 22	P. 22	P. 22	P. 23	P. 23	P. 23	P. 23	P. 23	P. 24

837XL	838	838L	839	839R	840	841	842	845	845R	846	846KR	846R
P. 24	P. 24	P. 24	P. 24	P. 24	P. 25	P. 25	P. 25	P. 25	P. 25	P. 25	P. 26	P. 26

847	847KR	847R	848	848R	849	849L	850	851	851L	852	852L	854
P. 26	P. 26	P. 26	P. 26	P. 27	P. 27	P. 27	P. 27	P. 27	P. 27	P. 28	P. 28	P. 28

855	855L	857	858	859	859L	860	861	862	863	863K	863L	865L
P. 28	P. 28	P. 28	P. 29	P. 29	P. 29	P. 29	P. 30	P. 30	P. 30	P. 30	P. 30	P. 30

866	867	868	869	869L	870	872	873	877	878	879	880	881
P. 31	P. 31	P. 31	P. 31	P. 31	P. 31	P. 32	P. 32	P. 32	P. 32	P. 32	P. 32	P. 33

882	883	884	885	886	888	888L	889L	890	890L	893	893H	894
P. 33	P. 33	P. 33	P. 33	P. 33	P. 34	P. 34	P. 34	P. 34	P. 34	P. 34	P. 35	P. 35

895	897R	898	899	907	908	909	508	525	526	558	852GF	801LD
P. 35	P. 35	P. 35	P. 35	P. 36	P. 36	P. 36	P. 36	P. 36	P. 36	P. 37	P. 37	P. 37

WD203	WD204	WD560	137	138	194	271	277	295	540	697	698	Z801L
P. 37	P. 38	P. 38	P. 38	P. 38	P. 38	P. 38	P. 39	P. 39	P. 39	P. 39	P. 39	P. 40

Z833	Z850	Z863	Z838L	Z801	Z818	830P	837P	837RP	847P	850P	852P	855P
P. 40	P. 40	P. 40	P. 40	P. 41	P. 41	P. 42	P. 42	P. 42	P. 42	P. 42	P. 42	P. 43



862P	863P	868P	869P	878P	879P	880P	808D	808LD	837D	837LD	847D	848D
P. 43	P. 43	P. 43	P. 43	P. 43	P. 44	P. 44	P. 44	P. 44	P. 45	P. 45	P. 45	P. 45

BREAKING CONTACT

Anwendungen
Application, Utilisation, Aplicación

DE	**Bearbeiten von Kontaktstellen** Eine dünne Nadel- oder Flammenform ist optimal um die interproximalen Kontaktbereiche während der Kronenpräparation zu bearbeiten
EN	**Breaking Contact** Thin needle- or flame shaped diamonds are ideal to break the interproximal contact during crown preparation
FR	**Aménagement des points de contact** Une forme d'aiguille ou une forme de flamme fine sont optimales pour travailler au niveau des points de contact proximaux lors de la préparation pour couronne
ES	**Eliminación de puntos de contacto** Diamantes en forma de aguja o llama, por su formato fino, son ideales para la eliminación de los puntos de contacto interproximal durante la preparación de una corona

858	859	859L	862P	863P	872	873	888	898
P. 29	P. 29	P. 29	P. 43	P. 43	P. 32	P. 32	P. 34	P. 35

TRIMMING & FINISHING

DE	**Formen und Finieren** › Instrumente zur Konturierung der Zahnoberflächen › Ästhetische Formgebung › Letztes Finieren vor dem Polieren
EN	**Trimming & Finishing** › Instruments for contouring tooth surfaces › Aesthetic trimming › Finishing before polishing
FR	**Usinage et finition** › Instruments pour le contour des surfaces dentaires › Façonnage esthétique › Ultime finition avant polissage
ES	**Desgaste & Acabado** › Instrumentos para contornear superficies dentales › Desgaste Estético › Acabado antes del pulido

820	829	852GF	862	863	888L	889L	895	827	855L	865L
P. 20	P. 21	P. 37	P. 30	P. 30	P. 34	P. 34	P. 35	P. 21	P. 28	P. 30

890	890L	898
P. 34	P. 34	P. 35

INLAY / ONLAY PREPARATION

DE	**Inlay / Onlay** Diamanten mit abgeflachter Spitze und runden Kanten, zur Gestaltung von abgerundeten, internen Winkel, für Keramik oder Komposit Inlay- und Onlay-Präparationen
EN	**Inlay / Onlay** Flat end diamonds with a rounded edges create rounded internal angles for ceramic or composite Inlay and Onlay preparation
FR	**Inlay / Onlay** Diamonds avec sommets aplatis et bords arrondis pour créer des angles internes arrondis pour des preparations Inlay et Onlay en céramique ou en composite
ES	**Inlay / Onlay** Diamantes con la punta aplanada y bordes redondados para la preparación de Inlay y Onlay en cerámica o composite

836	837	839	839R	840	841	842	845	845R	846	846R	846KR
P. 23	P. 23	P. 24	P. 24	P. 25	P. 25	P. 25	P. 25	P. 25	P. 25	P. 26	P. 26

849	854	855	880	897R	855P	880P	808LD	WD203
P. 27	P. 28	P. 28	P. 32	P. 35	P. 43	P. 44	P. 44	P. 37

SHOULDER

DE

Schulter Präparation
Konische oder zylindrische Diamanten zur Präparation einer Schulter mit 90° Abschluss

EN

Shoulder
Tapered or cylindrical diamonds create a shoulder preparation with a 90° margin

FR

Préparation de l'épaulement
Instruments diamantés coniques ou cylindriques pour la préparation d'un épaulement à 90°

ES

Preparación del hombro
Diamantes cónicos o cilíndricos para la preparación de hombros con un margen de 90°

835	836	837	837P	837L	837XL	847P	854	846	847	848	845
P. 23	P. 23	P. 23	P. 42	P. 24	P. 24	P. 42	P. 28	P. 25	P. 26	P. 26	P. 25

DE

Modifizierte Schulter
› Zylindrische oder konische Diamanten mit flacher Stirnseite und abgerundeten Kanten
› Bei der Schulterpäparation entsteht ein 90° Abschluss bei dem der innere Winkel abgerundet ist
› Diese Präparation wird bevorzugt für Vollkeramikkronen.

EN

Modified Shoulder
› Flat end tapered or parallel diamonds with a rounded corner
› Creates a modified shoulder with a preparation with a rounded internal angle and a 90° margin
› This preparation is preferred for full ceramic crowns

FR

Épaulement modifié
› Instruments diamantés coniques ou cylindriques à bout plat et angles arrondis
› Lors de la préparation de l'épaulement une ligne de finition à 90° est obtenue avec un angle interne arrondi
› Cette préparation est préférable pour les couronnes tout-céramique

ES

Hombro modificado
› Diamantes cónicos, cilíndricos borde plano y cilíndricos borde redondeado
› Con esta preparación se crea un hombro modificado con un ángulo interno redondeado y un margen de 90°
› Esta preparación es la preferida para las coronas totalmente cerámicas

837RP	840	841	842	848R	847R	847KR	897R	WD204
P. 42	P. 25	P. 25	P. 25	P. 27	P. 26	P. 26	P. 35	P. 38

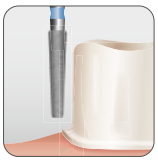

BEVEL

DE

Abgeschrägte Kante
› Diese Präparation wird für Verblendkeramik Resataurationen oder Goldkronen verwendet
› Es entsteht ein 45°- 60° Winkel

EN

Bevel
› This preparation is used for metal ceramic crowns or cast gold crowns
› It creates a 45°- 60° angle

FR

Limite chanfreinée
› Cette préparation est utilisée pour les restaurations céramométalliques ou les couronnes en or
› Il forme un angle de 45°- 60°

ES

Bisel
› Esta preparación se utiliza en restauraciones para cerámicas de revestimiento o coronas de oro
› Forma un ángulo de 45°- 60°

868P	884	885	886
P. 43	P. 33	P. 33	P. 33

CHAMFER

DE

Hohlkehle
› Zylindrische oder konische Diamanten mit runder Stirn welche eine Hohlkehle ergeben
› Diese Präparation wird bevorzugt für Verblendkeramikrestaurationen und Vollkeramikkronen

EN

Chamfer
› Round end tapered or cylindrical diamond instruments create a chamfered preparation
› This preparation is preferred for veneering ceramic restorations and all-ceramic crowns

FR

Congé arrondi
› Instruments diamantés coniques ou cylindriques à bout arrondi réalisant un congé arrondi
› Cette préparation est préférable pour le recouvrement des restaurations en céramique et des couronnes tout-céramique

ES

Chamfer
› Los diamantes cilíndricos y cónicos, ambos de borde redondeado, dan lugar a la formación del chamfer
› Esta preparación es la preferida para el recubrimiento de restauraciones cerámicas y coronas totalmente cerámicas

508	837RP	838	838L	849	850	851	851L	852	852L	852P
P. 36	P. 42	P. 24	P. 24	P. 27	P. 27	P. 27	P. 27	P. 28	P. 28	P. 42

850P	855P	857	880	881	882	883	837D	837LD	847D	848D
P. 42	P. 43	P. 28	P. 32	P. 33	P. 33	P. 33	P. 45	P. 45	P. 45	P. 45

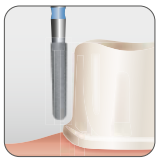

DE

Modifizierte Hohlkehle
Diese Präparation bietet ideale Voraussetzungen zum Scannen bei CAD/CAM Bearbeitung oder auch um präzise Abdrücke zu erhalten

EN

Modified Chamfer
Provides ideal contour and shape for optimal interpretation by the scanning devices used in CAD/CAM fabrication or to take a precise impression

FR

Congé arrondi modifié
Cette préparation crée les conditions idéales pour le scannage utilisé dans le procédé de production CAD/CAM ou pour obtenir des empreintes précises

ES

Chamfer Modificado
Esta preparación ofrece un contorno y forma ideal, para el escaneado mediante preparaciones en CAD/CAM, o también para una toma de impresiones precisa

866	867	868	869	869L	869P	877	878	878P	879	879P
P. 31	P. 31	P. 31	P. 31	P. 31	P. 43	P. 32	P. 32	P. 43	P. 32	P. 44

FEATHER EDGE

DE

Fliessende/Auslaufende Kante
Diese Präparation wird oft zur Herstellung von Edelstahl oder Goldkronen verwendet

EN

Feather Edge
Mainly used for design of stainless steel or cast gold crowns

FR

Limite en bec de flûte
Utilisée pour la préparation en vue de couronnes en acier ou en or

ES

Canto de pluma
Esta preparación se utiliza para la fabricación de coronas de acero inoxidable o coronas de oro

860	861	862	862P	863	863K	863L	863P	888	889L
P. 29	P. 30	P. 30	P. 43	P. 30	P. 30	P. 30	P. 43	P. 34	P. 34

OCCLUSAL / LINGUAL REDUCTION

DE

Okkluses/ Linguale Reduktion
› Eine anatomisch präparierte Kaufläche bietet genügend Platz und ermöglicht eine einheitliche Schichtstärke der Restauration
› Die Football- und Radformen eignen sich zur Herstellung der Lingualen Konkavität bei der Kronenpräparation

EN

Occlusal/Lingual Reduction
› An anatomically prepared occlusal surface provides adequate clearance and uniform thickness of the restoration
› Football and wheel shape diamonds reproduce lingual concavity in crown preparation

FR

Réduction occlusale/lingual
› Une surface occlusale préparée de manière anatomique offre suffisamment d'espace et permet d'obtenir une épaisseur régulière de la restauration
› Les formes football et roue sont adaptées pour la réalisation de la concavité linguale lors de la préparation pour couronne

ES

Reducción oclusal/lingual
› Una superficie oclusal anatómicamente preparada ofrece un espacio suficiente y facilita un espesor uniforme en la restauración
› Las formas de balón de fútbol y de ruedas son apropiadas para la reproducción de la concavidad lingual en la preparación de la corona

525	526	806	808D	808LD	811	811L	815	818	822	825
P. 36	P. 36	P. 18	P. 44	P. 44	P. 19	P. 20	P. 20	P. 20	P. 20	P. 20

830	830P	831	833	833K	833L	870	893	894	899	907	909
P. 22	P. 42	P. 22	P. 22	P. 22	P. 23	P. 31	P. 34	P. 35	P. 35	P. 36	P. 36

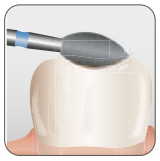

MARGIN REFINEMENT

DE

Randverfeinerung
› Nacharbeiten der Stufe für eine bessere Passung der Krone
› Glätten der Bodenfläche bei Inlay und Onlay Präparationen

EN

Margin Refinement
› Reworking the step for a better fit of the crown
› Smoothing of the base surface for inlay and onlay preparations

FR

Retouche des limites
› Retravailler l'étape pour un meilleur ajustement de la couronne
› Lissage de la surface inférieure pour les préparations d'inlay et d'onlay

ES

Afinamiento del margen
› Reformar el escalón para un mejor ajuste de la corona
› Alisado de la superficie inferior para la preparación de inlays y onlays

839	839R
P. 24	P. 24

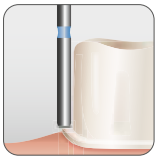

PARADONTAL TREATMENT

DE

Parodontalbehandlung
› Plaque-Entfernung in den sub- und supragingivalen Bereichen
› Wurzeloberfläche polieren
› Entfernen von Zahnstein

EN

Paradontal Treatment
› Plaque removal in the sub- and supragingival areas
› Polishing the rootsurface
› Calcus removal

FR

Retouche des limites
› Élimination de la plaque dentaire dans les zones sous- et supra-gingivales
› Polir la surface des racines
› Enlever le calcul

ES

Afinamiento del margen
› Eliminación de la placa en las zonas sub y supragingivales
› Polir la superficie de la raíz
› Retirar el càlculo

830LF	830LEF	830LUF	849LF	849LEF	849LUF	855LF	890F	890EF	890UF
P. 22	P. 22	P. 22	P. 27	P. 27	P. 27	P. 28	P. 34	P. 34	P. 34

890LF	890LEF
P. 34	P. 34

PREPARATION

DE

Präparationen – Runde Diamanten
Werden oft zur Kronenpräparation, zur Tiefenmarkierung, zum okklusalen Abtragen, zur Wurzelkanalfreilegung, sowie zur Kavitätenpräparation verwendet

EN

Preparation – Round Diamonds
Frequently used for crown preparation, to cut depth guides, occlusal rest preparation, endodontic access and cavity preparation

FR

Préparations – Diamants Ronds
Souvent utilisés pour la préparation pour couronnes, pour le marquage de la profondeur, pour la réduction occlusale, pour le dégagement des entrées canalaires ainsi que la préparation de cavités

ES

Preparaciones – Diamantes Redondos
Frecuentemente utilizados para la preparación de coronas, para la marcación de profundidad, para la abrasión oclusal, acceso al canal radicular y preparación de cavidades

801	801L	802	802K	802L	389	808D	865L
P. 17	P. 17	P. 17	P. 17	P. 17	P. 18	P. 44	P. 30

DE

Präparationen – Umgekehrte Kegel
Werden zur Gestaltung der anatomischen Okklusalfäche bei Restaurationen, sowie zur schnellen Entfernung von alten Restaurationen verwendet

EN

Preparation – Inverted Cone
Used for recreation of occlusal anatomy on restorations and rapid removal of obsolete restorations

FR

Préparations – Cônes Renversés
Utilisés pour l'aménagement d'une surface occlusale anatomique pour les restaurations ainsi que pour la dépose rapide d'anciennes restaurations

ES

Preparación – Cono Invertido
Se utiliza para la recreación de la superficie oclusal anatómica así como también para la eliminación rápida de antiguas restauraciones

805	806	807	808	808L	808R	808RL	809	809A	809R	870
P. 18	P. 18	P. 18	P. 18	P. 18	P. 19	P. 19	P. 19	P. 19	P. 19	P. 31

SPECIAL DIAMONDS

DE

Spezialdiamanten
› Anatomische Okklusalflächen präparieren und finieren
› Schneidekanten abrunden und finieren
› Okklusale konturieren und finieren

EN

Special diamonds
› Anatomic occlusal preparation and finishing
› Rounding off and finishing incisal edges
› Finishing and contouring occlusal surface

FR

Diamantes spéciales
› Préparer et finir les surfaces occlusales anatomiques
› Arrondissement et finition des bords incisifs
› Contour et finition des surfaces occlusales

ES

Diamantes especiales
› Preparar y terminar las superficies oclusales anatómicas
› Redondeo y acabado de los bordes incisales
› Contorno y acabado de las superficies oclusales

525	525F	525EF	526	526F	526EF	820F	827	829	829F	830F
P. 36	P. 36	P. 36	P. 36	P. 36	P. 36	P. 20	P. 21	P. 21	P. 21	P. 22

855L	889LF	890F	890LF	893	893F	893H	895	898	899
P. 28	P. 34	P. 34	P. 34	P. 34	P. 34	P. 35	P. 35	P. 35	P. 35

MICRO DIAMONDS

DE

Mikro Diamanten
› Speziell zur Unterstützung der konservativen Behandlungsmethoden entwickelt
› Ermöglichen aufgrund ihres kleinen Arbeitsteils und des schlanken Halses einen präzisen Materialabtrag
› Minimal erforderliches Bearbeiten der Kavität um möglichst viel der gesunden Zahnsubstanz zu erhalten

EN

Micro diamonds
› Special to improve conservative preparation design
› Precise material removal due to small working part and slender neck
› Minimally invasive shaping of cavities and maximum conservation of health tooth structure

FR

Diamants micro
› Développés spécialement pour les méthodes de traitement conservatrices
› Permettent, en raison de la petite partie travaillante et du fin col, un enlèvement précis du matériau
› Préparation à minima de la cavité afin de conserver le mieux possible la substance dentaire saine

ES

Diamantes micro
› Especiales para tratamientos conservadores y mínimamente invasivos
› Remoción mínima y precisa del material, debido a su parte activa pequeña y cuello delgado
› Preparaciones cavitarias mínimamente invasivas, las cuales permiten la conservación de la estructura dental sana

137	138	194	271	277	295	540	697	698
P. 38	P. 38	P. 38	P. 38	P. 39	P. 39	P. 39	P. 39	P. 39

ENDODONTIC SAFE END

DE

Endodontiediamanten mit Sicherheitsspitze
› Instrument mit einer nicht schneidenden Spitze (Ausnahme 389)
› Zur sicheren Erweiterung der Pulpakammer

EN

Endodontic Safe End
› Safe tip – Instruments with a non-cutting end (except 389)
› To expand pulp chamber safely

FR

Diamants endodontiques avec bout de sécurité
› Instrument à extrémité mousse (except 389)
› Pour l'élargissement de la chambre pulpaire en toute sécurité

ES

Diamantes para endodoncia con punta de seguridad
› Instrumento con punta inactiva (no cortante) (excepto 389)
› Para una ampliacion segura de la cámara pulpar

802K	851	851L	857	863K	389
P. 17	P. 27	P. 27	P. 28	P. 30	P. 18

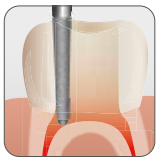

DEPTH CUTTING

DE	**Tiefenmarkierung** › Tiefenmarkierungen werden für Kronen-, Veneer oder Onlay Präparationen benötigt › Mittels einem Tiefenmarkierer wird eine ausreichende jedoch nicht unnötige Reduzierung erzielt
EN	**Depth Cutting** › Depth cuts may be used for crown, Veneer or Onlay preparation › Depth guides insure adequate but not too much tooth reduction
FR	**Marquage de la profondeur** › Les saignées pour le marquage de la profondeur sont nécessaires pour la préparation de couronnes, facettes ou onlays › À l'aide d'un tel instrument pour marquage une réduction suffisante mais non excessive pourra être obtenue
ES	**Marcación de la profundidad de corte** › Las marcas de profundidad son necesarias para las preparaciones con coronas, carillas o incrustaciones Onlay › Mediante un marcador de profundidad se consigue una reducción dental adecuada no excesiva

815	818	828	828T	834	907	908	909	WD560
P. 20	P. 20	P. 21	P. 21	P. 23	P. 36	P. 36	P. 36	P. 38

CROWN CUTTER

DE	**Kronentrenner** Perfekt zum Schneiden und Trennen von Kronen aller Keramikrestaurationen
EN	**Crown cutter** Perfect for cutting and separating crowns of all ceramic restorations
FR	**Séparateur de couronne** Parfait pour couper et séparer les couronnes de toutes les restaurations en céramique
ES	**Separador de corona** Perfecto para cortar y separar coronas de todas las restauraciones de cerámica

850SG	849SG	Z850	Z838L	Z833	Z863	Z818	850P	852P	837D	837LD
P. 27	P. 27	P. 40	P. 40	P. 40	P. 40	P. 41	P. 42	P. 42	P. 45	P. 45

ENDO ACCESS

DE	Endo Zugang durch Keramikrestaurationen
EN	Endo access through ceramic restorations
FR	Accès endo à travers les restaurations en céramique
ES	Acceso a Endo a través de restauraciones de cerámica

Z801L	801LG	Z801	808D	808LD
P. 40	P. 17	P. 41	P. 44	P. 44

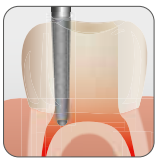

STANDARD DIAMANTEN
STANDARD DIAMONDS

801

kugelförmig (rund)
spherical (round)

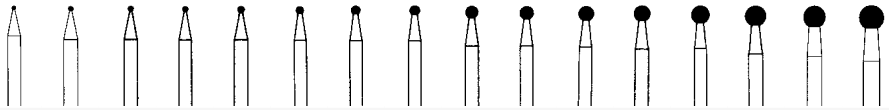

FG = Turbine | Friction Grip

FIGURE	SHANK	REF	Ø															
801	FG	806 314 001 524	007	008	009	010	012	014	016	018	021	023	025	027	029	033	035	042
801SG	FG	806 314 001 544						014	016	018	021	023	025		029			
801G	FG	806 314 001 534			009	010	012	014	016	018	021	023	025	027	029			
801F	FG	806 314 001 514	007	008		010	012	014	016	018	021	023	025		029	033		
801EF	FG	806 314 001 504					012	014	016	018	021	023	025		029			
801	FGS	806 313 001 524			009	010	012	014	016									
801	FGXL	806 316 001 524				010	012	014	016	018		023						
801SG	FGXL	806 316 001 544						014	016	018		023			029			
801G	FGXL	806 316 001 534						014	016	018		023						
	RA = Winkelstück | Right Angle																	
801	RA	806 204 001 524		008	009	010	012	014	016	018	021	023		027		033		
801G	RA	806 204 001 534						014	016									
801F	RA	806 204 001 514							016	018		023				033		
801EF	RA	806 204 001 504										023						
			5	5	5	5	5	5	5	5	5	5	5	5	5	2	2	2
		APPLICATION																

801L

rund, extra langer Hals
spherical, extra long neck



Turbine | Friction Grip

FIGURE	SHANK	REF	Ø			
801L	FG	806 314 697 524	010	012	014	016
801LG	FG	806 314 697 534	010	012	014	016
			5	5	5	5
		APPLICATION				

802

rund, mit Ansatz
spherical, with collar

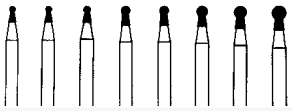

Turbine | Friction Grip

FIGURE	SHANK	REF	Ø							
802	FG	806 314 002 524	009	010	012	014	016	018	021	023
802G	FG	806 314 002 534		010	012	014	016			
		L mm	3,0	3,0	3,0	3,5	3,5	3,5	4,0	4,0
			5	5	5	5	5	5	5	5
		APPLICATION								

802L

rund, konischer Ansatz, lang
spherical, conical collar, long

Turbine | Friction Grip

FIGURE	SHANK	REF	Ø		
802LG	FG	806 314 494 534	012	016	019
		L mm	10,0	10,0	10,0
			5	5	5
		APPLICATION			

802K

konisch mit Kugel, Seite schneidend
conical with ball, side cutting

Turbine | Friction Grip

FIGURE	SHANK	REF	Ø
802KG	FG	806 314 551 534	014
802KG	FGL	806 315 551 534	014
		L mm	8,3
			5
		APPLICATION	

389

rund, konischer Ansatz, lang

spherical, conical collar, long

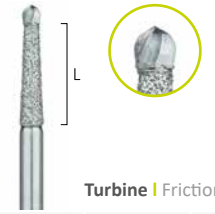

Turbine I Friction Grip

FIGURE	SHANK	REF	Ø	
389	FGXL	806 316 494 020	012	014
		L mm	8,0	8,0
			5	5
		APPLICATION		

DE	Kugelförmig I Hartmetall I Schneidend
EN	Spherical I Tungsten Carbide I Cutting
FR	Spérique I Carbure I Tranchant
ES	Esférica I Cuerpo de Diamante I Cabeza de Carburo

805

umgekehrter Kegel

inverted conical



Turbine I Friction Grip

FIGURE	SHANK	REF	Ø						
805	FG	806 314 012 524	009	010	012	014	016	018	021
805SG	FG	806 314 012 544				014	016		
805G	FG	806 314 012 534		010	012	014	016	018	
805F	FG	806 314 012 514		010		014			
805	FGS	806 313 012 524			012				
	Winkelstück I Right Angle								
805	RA	806 204 012 524			012		016		
805G	RA	806 204 012 534			012	014	016		
		L mm	0,9	1,0	1,5	1,5	1,5	2,3	2,3
			5	5	5	5	5	5	5
		APPLICATION							

806

umgekehrter Kegel, mit Ansatz

inverted conical, with collar

Turbine I Friction Grip

FIGURE	SHANK	REF	Ø					
806	FG	806 314 019 524	009	010	012	014	016	018
806G	FG	806 314 019 534		010	012	014	016	
		L mm	2,5	2,5	3,0	3,0	3,0	3,2
			5	5	5	5	5	5
		APPLICATION						

807

umgekehrt, konisch

inverted conical

Turbine I Friction Grip

FIGURE	SHANK	REF	Ø			
807	FG	806 314 225 524	012	014	016	018
807G	FG	806 314 225 534		014	016	018
		L mm	3,5	3,5	4,2	5,0
			5	5	5	5
		APPLICATION				

808

Stirn konvex, Kante rund

convex end, rounded edges

Turbine I Friction Grip

FIGURE	SHANK	REF	Ø				
808	FG	806 314 233 524	009	010	012	014	016
808SG	FG	806 314 233 544				014	
808G	FG	806 314 233 534		010	012	014	016
808	FGS	806 313 233 524		010			
		L mm	2,7	2,7	2,7	3,0	3,0
			5	5	5	5	5
		APPLICATION					

808L

Stirn konvex, Kante rund, lang

convex end, rounded edges, long

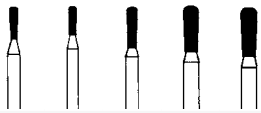

Turbine I Friction Grip

FIGURE	SHANK	REF	Ø				
808L	FG	806 314 234 524	010	012	014	016	018
808LSG	FG	806 314 234 544			014	016	
808LG	FG	806 314 234 534		012	014	016	018
808LF	FG	806 314 234 514		012	014		
		L mm	4,0	4,0	5,0	5,0	5,0
			5	5	5	5	5
		APPLICATION					

808R

Birne
pear

Turbine I Friction Grip

FIGURE	SHANK	REF	Ø		
808R	FG	806 314 237 524	012	014	016
		L mm	2,5	2,5	2,7
			5	5	5
		APPLICATION			

808RL

Birne
pear

Turbine I Friction Grip

FIGURE	SHANK	REF	Ø			
808RL	FG	806 314 238 524	012	014	016	018
808RLSG	FG	806 314 238 544		014	016	
808RLG	FG	806 314 238 534	012	014	016	018
808RLF	FG	806 314 238 514	012	014		
		L mm	4,0	5,0	5,0	5,0
			5	5	5	5
		APPLICATION				

809

Stirn konvex, Kante rund, kurz
convex end, rounded edge, short

Turbine I Friction Grip

FIGURE	SHANK	REF	Ø		
809	FG	806 314 232 524	008	009	010
		L mm	2,0	2,0	2,0
			5	5	5
		APPLICATION			

809A

Stirn konvex, Kante rund, kurz
convex end, rounded edge, short

Turbine I Friction Grip

FIGURE	SHANK	REF	Ø
809A	FG	806 314 232 524	A08
		L mm	2,0
			5
		APPLICATION	

809R

Stirn konvex, Kante rund
convex end, rounded edge

Turbine I Friction Grip

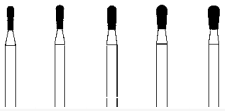

FIGURE	SHANK	REF	Ø				
809R	FG	806 314 237 524 H	010	012	014	016	018
809RSG	FG	806 314 237 544 H		012	014	016	018
809RG	FG	806 314 237 534 H	010	012	014	016	
809RF	FG	806 314 237 514 H	010	012	014		
		L mm	3,7	3,7	3,7	3,7	3,7
			5	5	5	5	5
		APPLICATION					

811

Doppelkegel, symmetrisch, kurz
barrel short

Turbine I Friction Grip

FIGURE	SHANK	REF	Ø
811	FG	806 314 038 524	033
811SG	FG	806 314 038 544	033
811G	FG	806 314 038 534	033
811F	FG	806 314 038 514	033
		L mm	4,0
			2
		APPLICATION	

811L

Doppelkegel, symmetrisch, lang
barrel long

Turbine I Friction Grip

FIGURE	SHANK	REF	Ø
811L	FG	806 314 039 524	037
811LSG	FG	806 314 039 544	037
811LG	FG	806 314 039 534	037
		L mm	7,0
			2
		APPLICATION	

815

Rad
wheel

Turbine I Friction Grip

FIGURE	SHANK	REF	Ø			
815	FG	806 314 042 524	018	022	023	026
		L mm	0,5	1,2	0,6	1,2
		D mm (Depth)	0,1	0,3	0,35	0,5
			5	5	5	5
		APPLICATION				

818

Rad
wheel

Turbine I Friction Grip

FIGURE	SHANK	REF	Ø	
818	FG	806 314 041 524	035	045
		L mm	0,6	0,6
		D mm (Depth)	0,95	1,45
			2	2
		APPLICATION		

820

Interdentalbohrer
bur interdental

Turbine I Friction Grip

FIGURE	SHANK	REF	Ø		
820	FG	806 314 465 524		016	
820F	FG	806 314 465 514		016	031
820EF	FG	806 314 465 504	014	016	
820EF	FG	806 314 466 504			031
		L mm	5,0	5,0	4,0
			5	5	5
		APPLICATION			

822

Rad
wheel

Turbine I Friction Grip

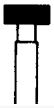

FIGURE	SHANK	REF	Ø
822	FG	806 314 042 524	050
		L mm	2,0
		D mm (Depth)	1,7
			2
		APPLICATION	

825

Linse
lens

Turbine I Friction Grip

FIGURE	SHANK	REF	Ø
825	FG	806 314 304 524	023
		L mm	0,6
		D mm (Depth)	0,72
			5
		APPLICATION	

827

Zwiebel
onion

Turbine I Friction Grip

FIGURE	SHANK	REF	Ø
827EF	FG	806 314 464 504	018
		L mm	4,0
			5
		APPLICATION	

828T*

NEW PRODUCT

Konisch
conical

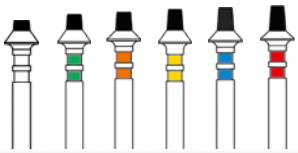

Turbine I Friction Grip

FIGURE	SHANK	REF	Ø					
828TW	FGS	806 313 501 524	017					
828TG	FGS	806 313 501 524		017				
828TO	FGS	806 313 501 524			017			
828TY	FGS	806 313 501 524				017		
828TB	FGS	806 313 501 524					017	
828TR	FGS	806 313 501 524						017
		L mm	1,0	1,5	1,8	2,0	2,2	2,4
			5	5	5	5	5	5
		APPLICATION						

828*

Zylindrisch

Entwickelt mit / developed with
Dr. N. Kometas DMD, PA, Daytona Beach

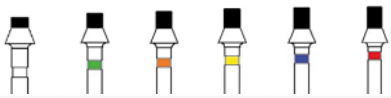

Turbine I Friction Grip

FIGURE	SHANK	REF	Ø						REF	Ø					
828W	FGL	806 315 501 524	009						806 315 500 524	017					
828G	FG	806 314 501 524		009					806 314 500 524		017				
828O	FG	806 314 501 524			009				806 314 500 524			017			
828Y	FG	806 314 501 524				009			806 314 500 524				017		
828B	FG	806 314 501 524					009		806 314 500 524					017	
828R	FG	806 314 501 524						009	806 314 500 524						017
		L mm	1,0	1,5	1,8	2,0	2,2	2,4		1,0	1,5	1,8	2,0	2,2	2,4
			5	5	5	5	5	5		5	5	5	5	5	5
		APPLICATION													

OKKUSALE REDUKTION zu 828T und 828
OCCUSAL REDUCTION to 828T and 828

Tiefe Depth	Anwendung Indications
1,0 mm	Oberkiefer Frontzahnbereich, lingual und axial, Monolithisches, opakes Zirkonoxid Maxillary anterior lingual and axial, Monolithic opaque Zirconia
1,5 mm	Monolithisches, opakes Zirkonoxid Monolithic opaque Zirconia
1,8 mm	Monolithisches, transluzentes Zirkonoxid Monolithic translucent Zirconia
2,0 mm	Geschichtete Keramik, Monolithische Keramik, Inzisale Reduktion,Lithium Disilikat Layered porcelain, Monolithic porcelain, Incisal reduction, lithium disilicate
2,2 mm	Geschichtete Keramik, 0,7 mm Kern + 1.5 mm Veneer Layered Porcelain, 0.7 mm Core + 1.5 mm Veneer
2,4 mm	Geschichtete Keramik, Inzisale Reduktion Layered porcelain, Incisal reduction
*	Nur für ausgewählte Länder For selected countries only

829

konisch konkave Stirn
conical concave tip

Turbine I Friction Grip

FIGURE	SHANK	REF	Ø
829	FG	806 314 463 524	027
829F	FG	806 314 463 514	027
		L mm	1,6
			5
		APPLICATION	

830

Knospe, schlank
bud, slender

Turbine | Friction Grip

FIGURE	SHANK	REF	Ø				
830	FG	806 314 257 524	016	018	021	023	025
830SG	FG	806 314 257 544	016	018		023	
830G	FG	806 314 257 534	016	018		023	025
830F	FG	806 314 257 514	016	018	021	023	
830EF	FG	806 314 257 504	016	018	021	023	
830UF	FG	806 314 257 494	016				
	Winkelstück | Right Angle						
830F	RA	806 204 257 514				023	
830EF	RA	806 204 257 504				023	
		L mm	4,5	4,5	5,0	5,0	5,0
			5	5	5	5	5
		APPLICATION					

830L

Knospe, schlank, langer Hals
bud, slender, long neck

Winkelstück | Right Angle

FIGURE	SHANK	REF	Ø
830LF	RAL	806 205 258 514	014
830LEF	RAL	806 205 258 504	014
830LUF	RAL	806 205 258 494	014
830LF	RAXL	806 206 258 514	014
830LEF	RAXL	806 206 258 504	014
830LUF	RAXL	806 206 258 494	014
		L mm	5,0
			5
		APPLICATION	

831

Knospe
bud

Turbine | Friction Grip

FIGURE	SHANK	REF	Ø	
831	FG	806 314 254 524	016	018
831SG	FG	806 314 254 544	016	018
831G	FG	806 314 254 534	016	018
831F	FG	806 314 254 514	016	018
831EF	FG	806 314 254 504	016	018
	Winkelstück | Right Angle			
831G	RA	806 204 254 534	016	
		L mm	3,5	3,5
			5	5
		APPLICATION		

833

Ei
egg

Turbine | Friction Grip

FIGURE	SHANK	REF	Ø					
833	FG	806 314 277 524		014	016	018	021	023
833SG	FG	806 314 277 544			016	018		023
833G	FG	806 314 277 534		014	016	018		023
833F	FG	806 314 277 514	012	014	016	018	021	023
833EF	FG	806 314 277 504		014	016	018		023
833UF	FG	806 314 277 494						023
	Winkelstück | Right Angle							
833F	RA	806 204 277 514						023
		L mm	2,8	2,8	3,4	3,4	4,2	4,2
			5	5	5	5	5	5
		APPLICATION						

833.FGL

Ei
egg

Turbine | Friction Grip

FIGURE	SHANK	REF	Ø
833	FGL	806 315 277 524	023
833G	FGL	806 315 277 534	023
833F	FGL	806 315 277 514	023
		L mm	4,2
			5
		APPLICATION	

833K

Ei
egg

Turbine | Friction Grip

FIGURE	SHANK	REF	Ø
833KSG	FG	806 314 272 544	024
		L mm	4,2
			5
		APPLICATION	

833L

Ei, lang
egg, long

Turbine | Friction Grip

FIGURE	SHANK	REF	Ø
833L	FG	806 314 278 524	018
		L mm	5,0
			5
		APPLICATION	

834

Instrument zur Tiefenmarkierung
instrument for depth marking

Turbine | Friction Grip

FIGURE	SHANK	REF	Ø		
834	FG	806 314 552 524	016	018	021
		L mm	6,0	6,0	6,0
		Marking Depth mm	0,30	0,40	0,50
			5	5	5
		APPLICATION			

835

zylindrisch, Seite und Stirn schneidend
cylindrical, side and end cutting

Turbine | Friction Grip

FIGURE	SHANK	REF	Ø							
835	FG	806 314 108 524	007	008	009	010	012	014	016	018
835SG	FG	806 314 108 544				010	012			
835G	FG	806 314 108 534		008	009	010	012	014	016	
835F	FG	806 314 108 514			009			014		
835	FGS	806 313 108 524		008	009	010	012			
	Winkelstück | Right Angle									
835	RA	806 204 108 524		008		010	012	014		
		L mm	3,0	3,0	3,0	3,5	3,5	3,5	3,5	3,5
			5	5	5	5	5	5	5	5
		APPLICATION								

836

Seite und Stirn schneidend
side and end cutting

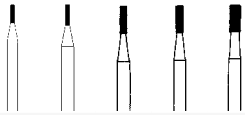

Turbine | Friction Grip

FIGURE	SHANK	REF	Ø				
836	FG	806 314 109 524	008	010	012	014	018
836G	FG	806 314 109 534		010	012	014	
		L mm	4,0	4,0	4,0	4,0	4,0
			5	5	5	5	5
		APPLICATION					

837

Seite und Stirn schneidend
side and end cutting

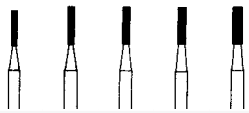

Turbine | Friction Grip

FIGURE	SHANK	REF	Ø				
837	FG	806 314 110 524		012	014	016	018
837SG	FG	806 314 110 544		012	014	016	
837G	FG	806 314 110 534	010	012	014	016	018
837F	FG	806 314 110 514		012	014		
837G	FGS	806 313 110 534			014		
		L mm	6,0	6,0	6,0	6,0	6,0
			5	5	5	5	5
		APPLICATION					

837L

Seite und Stirn schneidend, lang
side and end cutting, long

Turbine I Friction Grip

FIGURE	SHANK	REF	Ø			
837L	FG	806 314 111 524	010	012	014	016
837LSG	FG	806 314 111 544		012	014	016
837LG	FG	806 314 111 534	010	012	014	016
837LF	FG	806 314 111 514		012	014	016
		L mm	8,0	8,0	8,0	8,0
			5	5	5	5
		APPLICATION				

837XL

Seite und Stirn schneidend, extra lang
side and end cutting, extra long

Turbine I Friction Grip

FIGURE	SHANK	REF	Ø	
837XL	FG	806 314 112 524	012	014
837XLG	FG	806 314 112 534		014
		L mm	10,0	10,0
			5	5
		APPLICATION		

838

Stirn rund
end hemispherical

Turbine I Friction Grip

FIGURE	SHANK	REF	Ø				
838	FG	806 314 138 524	008	009	010	012	014
838G	FG	806 314 138 534			010	012	014
838F	FG	806 314 138 514				012	
		L mm	4,0	4,0	4,0	4,0	4,0
			5	5	5	5	5
		APPLICATION					

838L

Stirn rund, lang
end hemispherical, long

Turbine I Friction Grip

FIGURE	SHANK	REF	Ø			
838L	FG	806 314 140 524	010	012	014	016
838LG	FG	806 314 140 534		012	014	
838LF	FG	806 314 140 514		012		
		L mm	6,0	6,0	6,0	6,0
			5	5	5	5
		APPLICATION				

NEW PRODUCT

839

nur Stirn schneidend
end cutting only

Turbine I Friction Grip

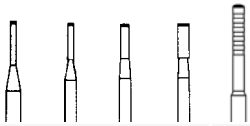

FIGURE	SHANK	REF	Ø				
839	FG	806 314 150 524	010	012	014	016	
839	FGXL	806 316 150 524					012
		L mm	0,2	0,2	0,2	0,2	0,2
			5	5	5	5	5
		APPLICATION					

839R

nur Stirn schneidend, Kante rund
end cutting only, rounded edge

Turbine I Friction Grip

FIGURE	SHANK	REF	Ø
839R	FG	806 314 179 524	012
		L mm	0,2
			5
		APPLICATION	

840

zylindrisch, Kante rund
cylindrical, rounded edge

Turbine I Friction Grip

FIGURE	SHANK	REF	Ø			
840	FG	806 314 156 524	008	010	012	014
840SG	FG	806 314 156 544		010	012	
840G	FG	806 314 156 534		010	012	014
		L mm	3,0	4,0	4,0	4,0
			5	5	5	5
		APPLICATION				

841

zylindrisch, Kante rund
cylindrical, rounded edge

Turbine I Friction Grip

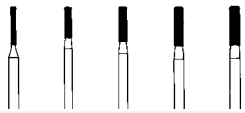

FIGURE	SHANK	REF	Ø				
841	FG	806 314 157 524	008	010	012	014	016
841SG	FG	806 314 157 544			012	014	
841G	FG	806 314 157 534			012	014	
841F	FG	806 314 157 514	008	010	012		
841EF	FG	806 314 157 504			012		
		L mm	6,0	6,0	6,0	6,0	6,0
			5	5	5	5	5
		APPLICATION					

842

zylindrisch, Kante rund
cylindrical, rounded edge

Turbine I Friction Grip

FIGURE	SHANK	REF	Ø			
842	FG	806 314 158 524	012	014	016	
842SG	FG	806 314 158 544	012	014	016	018
842G	FG	806 314 158 534	012	014	016	018
842F	FG	806 314 158 514	012	014	016	
		L mm	8,0	8,0	8,0	8,0
			5	5	5	5
		APPLICATION				

845

konisch, kegelstumpfförmig
conical, truncated conical

Turbine I Friction Grip

FIGURE	SHANK	REF	Ø						
845	FG	806 314 168 524	007	008	009	010	012	014	016
845G	FG	806 314 168 534				010	012	014	
		L mm	3,0	3,0	3,0	4,0	4,0	4,0	4,0
			5	5	5	5	5	5	5
		APPLICATION							

845R

konisch, Kante rund
conical, rounded edge

Turbine I Friction Grip

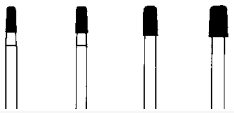

FIGURE	SHANK	REF	Ø			
845R	FG	806 314 544 524	016	018	021	025
845RSG	FG	806 314 544 544		018		025
845RF	FG	806 314 544 514		018		025
		L mm	4,0	4,0	4,0	4,0
			5	5	5	5
		APPLICATION				

846

konisch
conical

Turbine I Friction Grip

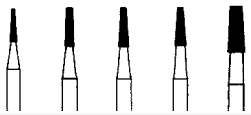

FIGURE	SHANK	REF	Ø				
846	FG	806 314 171 524	012	014	016	018	025
846SG	FG	806 314 171 544					025
846G	FG	806 314 171 534	012		016		025
846F	FG	806 314 171 514					025
		L mm	6,0	6,0	6,0	6,0	7,0
			5	5	5	5	5
		APPLICATION					

846KR

konisch, Kante abgerundet
conical, rounded edge

Turbine I Friction Grip

FIGURE	SHANK	REF	Ø			
846KR	FG	806 314 562 524			023	025
846KRF	FG	806 314 562 514	018	021		025
		L mm	3,6	3,6	3,9	3,6
			5	5	5	5
		APPLICATION				

846R

konisch, Kante rund
conical, rounded edge

Turbine I Friction Grip

FIGURE	SHANK	REF	Ø	
846R	FG	806 314 545 524	016	018
846RSG	FG	806 314 545 544	016	
846RG	FG	806 314 545 534	016	018
846RF	FG	806 314 545 514	016	018
		L mm	6,0	6,0
			5	5
		APPLICATION		

847

konisch, kegelstumpfförmig
conical, truncated conical



Turbine I Friction Grip

FIGURE	SHANK	REF	Ø				
847	FG	806 314 172 524	012	014	016	018	021
847SG	FG	806 314 172 544	012	014	016	018	
847G	FG	806 314 172 534	012	014	016	018	
847F	FG	806 314 172 514	012	014	016		
		L mm	8,0	8,0	8,0	8,0	8,0
			5	5	5	5	5
		APPLICATION					

847KR

konisch, Kante abgerundet
conical, rounded edge



Turbine I Friction Grip

FIGURE	SHANK	REF	Ø
847KR	FG	806 314 585 524	016
		L mm	8,0
			5
		APPLICATION	

847R

konisch, Kante rund
conical, rounded edge

Turbine I Friction Grip

FIGURE	SHANK	REF	Ø		
847R	FG	806 314 546 524	016	018	023
847RSG	FG	806 314 546 544	016	018	023
847RG	FG	806 314 546 534	016	018	023
847RF	FG	806 314 546 514	016	018	023
847REF	FG	806 314 546 504	016	018	
		L mm	8,0	8,0	8,0
			5	5	5
		APPLICATION			

848

konisch, kegelstumpfförmig
conical, truncated



Turbine I Friction Grip

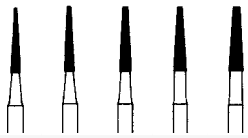

FIGURE	SHANK	REF	Ø				
848	FG	806 314 173 524	014	016	018	021	023
848SG	FG	806 314 173 544	014	016	018		
848G	FG	806 314 173 534	014	016	018	021	023
848F	FG	806 314 173 514		016	018		
848EF	FG	806 314 173 504		016			
		L mm	10,0	10,0	10,0	10,0	10,0
			5	5	5	5	5
		APPLICATION					

848R

konisch, Kante rund
conical, rounded edge



Turbine I Friction Grip

FIGURE	SHANK	REF	Ø
848R	FG	806 314 553 524	016
		L mm	10,0
			5
		APPLICATION	

849

konisch, Stirn rund
conical, end domed

Turbine I Friction Grip



FIGURE	SHANK	REF	Ø						
849	FG	806 314 197 524	010	012	014	016	018	023	025
849SG	FG	806 314 197 544		012	014	016	018		025
849G	FG	806 314 197 534	010	012	014	016	018		025
849F	FG	806 314 197 514	010	012	014	016	018		025
		L mm	6,0	6,0	6,0	6,0	6,0	7,5	7,0
			5	5	5	5	5	5	5
		APPLICATION							

849L

konisch, Kante rund
conical, rounded edge

Winkelstück I Right Angle

FIGURE	SHANK	REF	Ø
849LF	RAL	806 205 693 514	012
849LEF	RAL	806 205 693 504	012
849LUF	RAL	806 205 693 494	012
849LF	RAXL	806 206 693 514	012
849LEF	RAXL	806 206 693 504	012
849LUF	RAXL	806 206 693 494	012
		L mm	7,0
			5
		APPLICATION	

850

konisch, Stirn rund
conical, end domed

Turbine I Friction Grip

FIGURE	SHANK	REF	Ø					
850	FG	806 314 198 524	012	014	016	018	021	025
850SG	FG	806 314 198 544	012	014	016	018	021	025
850G	FG	806 314 198 534	012	014	016	018	021	025
850F	FG	806 314 198 514	012	014	016	018	021	
850EF	FG	806 314 198 504	012	014	016			
850	FGS	806 313 198 524			016			
850SG	FGS	806 313 198 544			016			
850G	FGS	806 313 198 534			016	018		
		L mm	8,0	8,0	8,0	8,0	8,0	8,0
			5	5	5	5	5	5
		APPLICATION						

851

konisch, nur Seite schneidend
conical domed, side cutting only

Turbine I Friction Grip

FIGURE	SHANK	REF	Ø	
851	FG	806 314 218 524	014	016
		L mm	6,0	6,0
			5	5
		APPLICATION		

851L

nur Seite schneidend, lang
side cutting only, long

Turbine I Friction Grip

FIGURE	SHANK	REF	Ø		
851L	FG	806 314 219 524	012	016	018
		L mm	8,0	8,0	8,0
			5	5	5
		APPLICATION			

852

konisch, Stirn rund
conical, end domed

Turbine I Friction Grip

FIGURE	SHANK	REF	Ø					
852	FG	806 314 199 524	010	012	014	016	018	023
852SG	FG	806 314 199 544		012	014	016	018	
852G	FG	806 314 199 534		012	014	016	018	023
852F	FG	806 314 199 514		012	014	016	018	
852EF	FG	806 314 199 504		012	014	016	018	
		L mm	10,0	10,0	10,0	10,0	10,0	10,0
			5	5	5	5	5	5
		APPLICATION						

852L

konisch, Stirn rund, lang
conical, end domed, long

Turbine I Friction Grip

FIGURE	SHANK	REF	Ø
852L	FG	806 314 200 524	014
852LG	FG	806 314 200 534	014
		L mm	12,0
			5
		APPLICATION	

854

konisch, nur Seite schneidend
conical, side cutting only

Turbine I Friction Grip

FIGURE	SHANK	REF	Ø
854	FG	806 314 183 524	025
		L mm	7,0
			5
		APPLICATION	

855

konisch, Stirn rund
conical, end domed

Turbine I Friction Grip

FIGURE	SHANK	REF	Ø	
855	FG	806 314 196 524	012	016
855G	FG	806 314 196 534		016
		L mm	4,0	4,0
			5	5
		APPLICATION		

855L

konisch, Stirn rund
conical, end domed

Turbine I Friction Grip

FIGURE	SHANK	REF	Ø	
855LF	FG	806 314 195 514	007	009
		L mm	3,0	3,0
			5	5
		APPLICATION		

857

Stirn rund, nur Seite schneidend
end domed, site cutting only



Turbine I Friction Grip

FIGURE	SHANK	REF	Ø
857	FG	806 314 220 524	014
857G	FG	806 314 220 534	014
857F	FG	806 314 220 514	014
		L mm	10,0
			5
		APPLICATION	

858

konisch spitz, schlank
conical pointed, slender



Turbine | Friction Grip

FIGURE	SHANK	REF	Ø			
858	FG	806 314 165 524	010	012	014	016
858SG	FG	806 314 165 544			014	
858G	FG	806 314 165 534	010	012	014	016
858F	FG	806 314 165 514	010	012	014	016
858EF	FG	806 314 165 504	010	012	014	
858UF	FG	806 314 165 494			014	
858	FGS	806 313 165 524	010			
Winkelstück | Right Angle						
858	RA	806 204 165 524			014	
		L mm	8,0	8,0	8,0	8,0
			5	5	5	5
		APPLICATION				

859

konisch spitz, schlank
conical pointed, slender



Turbine | Friction Grip

FIGURE	SHANK	REF	Ø					
859	FG	806 314 166 524	010	012	014	016	018	
859SG	FG	806 314 166 544					018	
859G	FG	806 314 166 534		012	014	016	018	021
859F	FG	806 314 166 514	010	012	014	016	018	
859EF	FG	806 314 166 504	010	012	014	016	018	
859UF	FG	806 314 166 494			014			
859F	FGS	806 313 166 514			014			
Winkelstück | Right Angle								
859	RA	806 204 166 524			014		018	
		L mm	10,0	10,0	10,0	10,0	10,0	10,0
			5	5	5	5	5	5
		APPLICATION						

859L

konisch spitz, schlank, lang
conical pointed, slender, long

Turbine | Friction Grip

FIGURE	SHANK	REF	Ø			
859L	FG	806 314 167 524	010	012	014	016
859LF	FG	806 314 167 514	010	012	014	
859LEF	FG	806 314 167 504	010	012	014	
Winkelstück | Right Angle						
859L	RA	806 204 167 524	010			
		L mm	12,0	12,0	12,0	12,0
			5	5	5	5
		APPLICATION				

860

zylindrisch, Stirn flammenförmig
cylindrical, end pointed

Turbine | Friction Grip

FIGURE	SHANK	REF	Ø		
860	FG	806 314 246 524	008		010
860G	FG	806 314 246 534			010
860EF	FG	806 314 246 504		009	
Winkelstück | Right Angle					
860	RA	806 204 246 524			010
860EF	RA	806 204 246 504		009	
		L mm	2,5	3,5	3,5
			5	5	5
		APPLICATION			

861

zylindrisch, Stirn flammenförmig
cylindrical, end pointed

Turbine | Friction Grip

FIGURE	SHANK	REF	Ø		
861	FG	806 314 247 524	010	012	014
861G	FG	806 314 247 534	010	012	014
861F	FG	806 314 247 514	010	012	014
861EF	FG	806 314 247 504	010	012	014
	Winkelstück | Right Angle				
861	RA	806 204 247 524		012	
861F	RA	806 204 247 514		012	
		L mm	4,0	5,0	5,0
			5	5	5
		APPLICATION			

862

zylindrisch, Stirn flammenförmig
cylindrical, end pointed

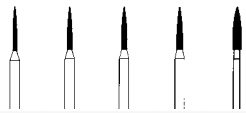

Turbine | Friction Grip

FIGURE	SHANK	REF	Ø				
862	FG	806 314 249 524	010	012	014	016	
862SG	FG	806 314 249 544		012	014	016	
862G	FG	806 314 249 534	010	012	014	016	021
862F	FG	806 314 249 514	010	012	014	016	
862EF	FG	806 314 249 504	010	012	014	016	
862UF	FG	806 314 249 494		012			
	Winkelstück | Right Angle						
862	RA	806 204 249 524			014		
862F	RA	806 204 249 514		012		016	
862EF	RA	806 204 249 504		012	014		
		L mm	8,0	8,0	8,0	8,0	8,0
			5	5	5	5	5
		APPLICATION					

863

zylindrisch, Stirn flammenförmig
cylindrical, end pointed



Turbine | Friction Grip

FIGURE	SHANK	REF	Ø			
863	FG	806 314 250 524	012	014	016	018
863SG	FG	806 314 250 544	012		016	018
863G	FG	806 314 250 534	012	014	016	018
863F	FG	806 314 250 514	012		016	
863EF	FG	806 314 250 504	012		016	
	Winkelstück | Right Angle					
863	RA	806 204 250 524			016	
863F	RA	806 204 250 514	012			
		L mm	10,0	10,0	10,0	10,0
			5	5	5	5
		APPLICATION				

863K

zylindrisch, nur Seite schneidend
cylindrical, side cutting only



Turbine | Friction Grip

FIGURE	SHANK	REF	Ø
863KG	FG	806 314 256 534	012
863KF	FG	806 314 256 514	012
		L mm	10,0
			5
		APPLICATION	

863L

zylindrisch, flammenförmig, lang
cylindrical, end pointed, long



Turbine | Friction Grip

FIGURE	SHANK	REF	Ø
863L	FG	806 314 251 524	014
863LF	FG	806 314 251 514	014
		L mm	12,0
			5
		APPLICATION	

865L

Torpedo, langer Hals
torpedo, long neck

Turbine | Friction Grip

FIGURE	SHANK	REF	Ø
865L	FG	806 314 535 524	009
		L mm	3,0
			5
		APPLICATION	

866

Torpedo, zylindrisch
torpedo, cylindrical

Turbine I Friction Grip

FIGURE	SHANK	REF	Ø	
866	FG	806 314 287 524	009	010
		L mm	5,0	5,0
			5	5
		APPLICATION		

867

Torpedo, zylindrisch
torpedo, cylindrical

Turbine I Friction Grip

FIGURE	SHANK	REF	Ø		
867	FG	806 314 288 524	009	010	012
867G	FG	806 314 288 534		010	012
867F	FG	806 314 288 514	009		
		L mm	6,0	6,0	6,0
			5	5	5
		APPLICATION			

868

Torpedo, zylindrisch
torpedo, cylindrical



Turbine I Friction Grip

FIGURE	SHANK	REF	Ø			
868	FG	806 314 289 524	010	012	014	016
868SG	FG	806 314 289 544		012	014	016
868G	FG	806 314 289 534	010	012	014	016
868F	FG	806 314 289 514	010	012	014	016
868EF	FG	806 314 289 504		012	014	
		L mm	8,0	8,0	8,0	8,0
			5	5	5	5
		APPLICATION				

869

Torpedo, zylindrisch
torpedo, cylindrical



Turbine I Friction Grip

FIGURE	SHANK	REF	Ø			
869	FG	806 314 290 524	010	012	014	
869SG	FG	806 314 290 544			014	
869G	FG	806 314 290 534		012	014	016
869F	FG	806 314 290 514	010	012	014	016
869EF	FG	806 314 290 504		012	014	
		L mm	10,0	10,0	10,0	10,0
			5	5	5	5
		APPLICATION				

869L

Torpedo, zylindrisch, lang
torpedo, cylindrical, long



Turbine I Friction Grip

FIGURE	SHANK	REF	Ø
869L	FG	806 314 291 524	014
869LF	FG	806 314 291 514	014
		L mm	12,0
			5
		APPLICATION	

870

Diabolo
diabolo

Turbine I Friction Grip

FIGURE	SHANK	REF	Ø				
870	FG	806 314 032 524	010	012	014	016	018
870G	FG	806 314 032 534		012	014	016	
		L mm	1,5	1,5	1,5	1,8	2,0
			5	5	5	5	5
		APPLICATION					

872

konisch, Stirn Ellipse

conical, domed ellipsoidal end

Turbine I Friction Grip

FIGURE	SHANK	REF	Ø	
872	FG	806 314 223 524	012	016
		L mm	8,0	8,0
			5	5
		APPLICATION		

873

konisch, Spitze nadelförmig

conical, ogival end

Turbine I Friction Grip

FIGURE	SHANK	REF	Ø
873	FG	806 314 213 524	016
		L mm	10,5
			5
		APPLICATION	

877

Torpedo, konisch

torpedo, conical

Turbine I Friction Grip

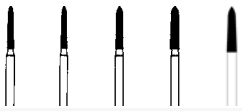

FIGURE	SHANK	REF	Ø				
877	FG	806 314 297 524	012	014	016	018	021
877SG	FG	806 314 297 544				018	
877G	FG	806 314 297 534	012	014	016	018	
		L mm	6,5	6,5	6,5	6,5	6,5
			5	5	5	5	5
		APPLICATION					

878

Torpedo, konisch

torpedo, conical

Turbine I Friction Grip

FIGURE	SHANK	REF	Ø					
878	FG	806 314 298 524	012	014	016	018	021	023
878SG	FG	806 314 298 544	012	014	016	018	021	
878G	FG	806 314 298 534	012	014	016	018	021	023
878F	FG	806 314 298 514		014	016	018	021	
		L mm	8,0	8,0	8,0	8,0	8,0	8,0
			5	5	5	5	5	5
		APPLICATION						

879

Torpedo, konisch

torpedo, conical



Turbine I Friction Grip

FIGURE	SHANK	REF	Ø					
879	FG	806 314 299 524	012	014	016	018	021	023
879SG	FG	806 314 299 544			016	018	021	
879G	FG	806 314 299 534	012	014	016	018	021	023
879F	FG	806 314 299 514	012	014	016			
879EF	FG	806 314 299 504			016			
		L mm	10,0	10,0	10,0	10,0	10,0	10,0
			5	5	5	5	5	5
		APPLICATION						

880

zylindrisch, Stirn rund

cylindrical, end hemispherical

Turbine I Friction Grip

FIGURE	SHANK	REF	Ø	
880	FG	806 314 139 524	012	014
880G	FG	806 314 139 534	012	014
		L mm	5,0	5,0
			5	5
		APPLICATION		

881

zylindrisch, Stirn rund
cylindrical, end hemispherical

Turbine | Friction Grip

FIGURE	SHANK	REF	Ø				
881	FG	806 314 141 524	010	012	014	016	018
881SG	FG	806 314 141 544		012	014		
881G	FG	806 314 141 534		012	014	016	018
881F	FG	806 314 141 514	010	012	014	016	018
881EF	FG	806 314 141 504		012	014		
		L mm	8,0	8,0	8,0	8,0	8,0
			5	5	5	5	5
		APPLICATION					

882

zylindrisch, Stirn rund
cylindrical, end hemispherical

Turbine | Friction Grip

FIGURE	SHANK	REF	Ø		
882	FG	806 314 142 524	012	014	016
882F	FG	806 314 142 514	012	014	
		L mm	10,0	10,0	10,0
			5	5	5
		APPLICATION			

883

zylindrisch, Stirn konvex
cylindrical, end convex

Turbine | Friction Grip

FIGURE	SHANK	REF	Ø	
883SG	FG	806 314 146 544	012	016
		L mm	7,0	8,0
			5	5
		APPLICATION		

884

zylindrisch, Stirn konisch, spitz
cylindrical, end conical, pointed



Turbine | Friction Grip

FIGURE	SHANK	REF	Ø
884	FG	806 314 129 524	012
884G	FG	806 314 129 534	012
884F	FG	806 314 129 514	012
		L mm	6,0
			5
		APPLICATION	

885

zylindrisch, Stirn konisch, spitz
cylindrical, end conical, pointed

Turbine | Friction Grip

FIGURE	SHANK	REF	Ø		
885	FG	806 314 130 524	010	012	014
885SG	FG	806 314 130 544		012	014
885G	FG	806 314 130 534		012	014
885F	FG	806 314 130 514		012	014
		L mm	8,0	8,0	8,0
			5	5	5
		APPLICATION			

886

zylindrisch, Stirn, spitz
cylindrical, end pointed

Turbine | Friction Grip

FIGURE	SHANK	REF	Ø		
886	FG	806 314 131 524	012	014	016
886SG	FG	806 314 131 544		014	016
886G	FG	806 314 131 534	012	014	016
886F	FG	806 314 131 514	012	014	016
		L mm	10,0	10,0	10,0
			5	5	5
		APPLICATION			

888

zylindrisch, Stirn konisch, spitz

cylindrical, end conical, pointed

Turbine I Friction Grip

FIGURE	SHANK	REF	Ø
888	FG	806 314 496 524	012
		L mm	8,0
			5
		APPLICATION	

888L

nadelförmig, kurz, langer Hals

needle-shaped, short, long neck

Turbine I Friction Grip

FIGURE	SHANK	REF	Ø
888LG	FG	806 314 539 534	010
		L mm	3,0
			5
		APPLICATION	

889L

nadelförmig, langer Hals

needle-shaped, long neck

Turbine I Friction Grip

FIGURE	SHANK	REF	Ø	
889L	FG	806 314 540 524	009	010
889LG	FG	806 314 540 534	009	010
889LF	FG	806 314 540 514	009	010
889LEF	FG	806 314 540 504	009	
		L mm	3,5	4,0
			5	5
		APPLICATION		

890

konisch spitz

conical pointed

Turbine I Friction Grip

FIGURE	SHANK	REF	Ø
890F	FG	806 314 160 514	010
890EF	FG	806 314 160 504	010
890UF	FG	806 314 160 494	010
		L mm	4,0
			5
		APPLICATION	

890L

spitz, mit langem Hals

pointed, with long neck

Turbine I Friction Grip

FIGURE	SHANK	REF	Ø
890LF	FG	806 314 699 514	008
890LEF	FG	806 314 699 504	008
		L mm	3,0
			5
		APPLICATION	

893

halbrund, konkave Seite

hemispherical, concave side

Turbine I Friction Grip

FIGURE	SHANK	REF	Ø
893	FG	806 314 507 524	023
893F	FG	806 314 507 514	023
		L mm	5,8
			5
		APPLICATION	

893H

konkave Seite, mit Ansatz
concave side, with attachement

Turbine | Friction Grip

FIGURE	SHANK	REF	Ø
893HEF	FG	806 314 707 504	023
		L mm	7,6
			5
		APPLICATION	

894

Knospe, rund, schlank
bud, rounded, slender

Turbine | Friction Grip

FIGURE	SHANK	REF	Ø
894	FG	806 314 263 524	025
		L mm	5,5
			5
		APPLICATION	

895

Granate
bullet

Turbine | Friction Grip

FIGURE	SHANK	REF	Ø
895	FG	806 314 274 524	016
895F	FG	806 314 274 514	016
895EF	FG	806 314 274 504	016
		L mm	3,5
			5
		APPLICATION	

897R

konisch, Kante rund
conical, rounded edge

Turbine | Friction Grip

FIGURE	SHANK	REF	Ø
897R	FG	806 314 584 524	018
		L mm	6,0
			5
		APPLICATION	

898

konisch spitz, schlank
conical pointed, slender

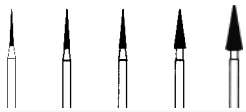

Turbine | Friction Grip

FIGURE	SHANK	REF	Ø				
898	FG	806 314 164 524	010	012	014	023	
898G	FG	806 314 164 534	010	012	014	023	
898F	FG	806 314 164 514		012	014		
898EF	FG	806 314 164 504			014		
898UF	FG	806 314 164 494			014		

Winkelstück | Right Angle

898	RA	806 204 161 524					037
		L mm	6,0	6,0	6,0	6,0	7,0
			5	5	5	5	2
		APPLICATION					

899

abgerundet, konisch spitz
rounded, conical pointed

Turbine | Friction Grip

FIGURE	SHANK	REF	Ø		
899	FG	806 314 033 524	021	027	031
899G	FG	806 314 033 534		027	031
		L mm	6,5	7,0	7,0
			5	5	5
		APPLICATION			

907

Rad, Rand halbrund
wheel, half-circle rim

Turbine | Friction Grip

FIGURE	SHANK	REF	Ø
907G	FG	806 314 067 534	041
		L mm	1,0
		D mm (Depth)	1,25
			2
		APPLICATION	

908

Tiefenmarkierer
depth marker

Turbine | Friction Grip

FIGURE	SHANK	REF	Ø	
908	FGXL	806 316 072 524	028	036
		L mm	1,5	1,6
		D mm (Depth)	0,6	1,0
			5	2
		APPLICATION		

909

Rad
wheel

Turbine | Friction Grip

FIGURE	SHANK	REF	Ø					
909	FG	806 314 068 524	031	035	040	050	055	060
909SG	FG	806 314 068 544			040			
909G	FG	806 314 068 534	031	035	040	050		060
909F	FG	806 314 068 514			040	050		
	Winkelstück | Right Angle							
909	RA	806 204 068 524		035				060
		L mm	0,8	1,3	1,8	1,8	2,0	2,3
		D mm (Depth)	0,75	0,95	1,2	1,7	1,95	2,2
			5	2	2	2	2	2
		APPLICATION						

508 Axial Pin

Seite schneidend mit Zapfen
side cutting with guide



Turbine | Friction Grip

FIGURE	SHANK	REF	Ø	
508G	FG	806 314 508 534	016	020
508F	FG	806 314 508 514	016	020
		L mm	7,5	7,5
			5	5
		APPLICATION		

525

halbrund, konkave Seite
hemispherical, concave side

Turbine | Friction Grip

FIGURE	SHANK	REF	Ø	
525	FG	806 314 525 524		017
525F	FG	806 314 525 514	012	017
525EF	FG	806 314 525 504		017
		L mm	4,0	4,0
			5	5
		APPLICATION		

526

halbrund, konkave Seite
hemispherical, concave side

Turbine | Friction Grip

FIGURE	SHANK	REF	Ø
526	FG	806 314 526 524	023
526F	FG	806 314 526 514	023
526EF	FG	806 314 526 504	023
		L mm	4,0
			5
		APPLICATION	

558

zylindrisch, Kante rund
cylindrical, rounded edge

Turbine I Friction Grip

FIGURE	SHANK	REF	Ø	
558	FG	806 314 558 524	013	015
558F	FG	806 314 558 514	013	015
		L mm	10,0	10,0
			5	5
		APPLICATION		

852GF

Abtragen und Finieren für Veneers
preparation and finishing for veneers

Turbine I Friction Grip

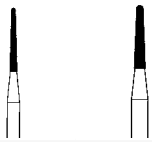

FIGURE	SHANK	REF	Ø	
852GF	FG	856 314 199 534	014	016
		L mm	10,0	10,0
			5	5
		APPLICATION		

DEGRANULATIONSBOHRER
DEGRANULATION DRILL

NEW PRODUCT

801LD

kugelförmig (rund)
spherical (round)

Winkelstück I Right Angle

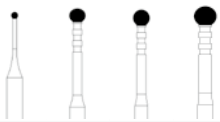

FIGURE	SHANK	REF	Ø			
801LD	RAXL	806 206 697 534	010			
801LD	RAXL	806 206 697 564		025	030	035
		L mm	1,0	2,5	3,0	3,5
			5	5	5	2
		APPLICATION				

DE	Diamanten zur Entfernung des weichen Granulationsgewebes nach der Extraktion von Zähnen und zur Säuberung der Alveole.
EN	Diamonds for removal of soft granulation tissue after extraction of teeth and for cleaning the alveolus.
FR	Diamants pour l'élimination du tissu de granulation mou après l'extraction des dents et pour le nettoyage de l'alvéole.
ES	Diamantes para la eliminación del tejido blando de granulación después de la extracción de los dientes y para la limpieza del alvéolo.

USA RESTAURATIVES KONZEPT
USA RESTORATIVE CONCEPT

DE	Die Instrumente sind speziell für die Präparation von Keramikkronen geeignet. Das neue Design der Instrumentenspitzen verhindert die Bildung von Stufen während der Präparation.
EN	Instruments are especially suited for the preparation of ceramic crowns. New design of the instrument tips prevents the formation of steps during preparation.
FR	Les instruments sont particulièrement adaptés à la préparation des couronnes en céramique. Le nouveau design de l'embout de l'instrument empêche la formation de marches pendant la préparation.
ES	Los instrumentos son especialmente adecuados para la preparación de coronas de cerámica. El nuevo diseño de las puntas de los instrumentos evita la formación de escalones durante la preparación.

NEW PRODUCT

WD203

konisch
conical

Turbine I Friction Grip

FIGURE	SHANK	REF	Ø		
WD203	FG	806 314 203 524	016	018	020
WD203F	FG	806 314 203 514	016	018	020
WD203SG	FG	806 314 203 544	016	018	020
		L mm	6,0	6,0	6,0
			5	5	5
		APPLICATION			

WD204

NEW PRODUCT

konisch
conical

Turbine I Friction Grip

FIGURE	SHANK	REF	Ø		
WD204	FG	806 314 204 524	014	018	020
WD204F	FG	806 314 204 514	014	018	020
WD204SG	FG	806 314 204 544	014	018	020
		L mm	8,0	8,0	8,0
			5	5	5
		APPLICATION			

WD560

NEW PRODUCT

USA Restorative Concept
depth marker

Turbine I Friction Grip

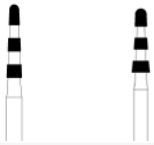

FIGURE	SHANK	REF	Ø	
WD560	FG	806 314 560 524	018	021
		L mm	7,5	7,5
		D mm (Depth)	0,15	0,28
			5	5
		APPLICATION		

MICRO DIAMANTEN
MICRO DIAMONDS

137

zylindrisch, Stirn rund
cylindrical, end hemispherical

Turbine I Friction Grip

FIGURE	SHANK	REF	Ø
137	FG	806 314 137 524	007
		L mm	2,1
			5
		APPLICATION	

138

zylindrisch, Stirn rund
cylindrical, end hemispherical

Turbine I Friction Grip

FIGURE	SHANK	REF	Ø
138	FG	806 314 138 524	007
		L mm	3,6
			5
		APPLICATION	

194

konisch, Stirn rund
conical, end hemispherical

Turbine I Friction Grip

FIGURE	SHANK	REF	Ø
194	FG	806 314 194 524	007
		L mm	2,1
			5
		APPLICATION	

271

zylindrisch, Stirn rund
cylindrical, end hemispherical

Turbine I Friction Grip

FIGURE	SHANK	REF	Ø
271	FG	806 314 271 524	007
		L mm	2,1
			5
		APPLICATION	

277

Ei

egg

Turbine I Friction Grip

FIGURE	SHANK	REF	Ø
277	FG	806 314 277 524	009
		L mm	1,1
			5
		APPLICATION	

295

Torpedo, konisch

torpedo, conical

Turbine I Friction Grip

FIGURE	SHANK	REF	Ø
295	FG	806 314 295 524	007
		L mm	3,6
			5
		APPLICATION	

540

nadelförmig, langer Hals

needle-shaped, long neck

Turbine I Friction Grip

FIGURE	SHANK	REF	Ø
540	FG	806 314 540 524	008
		L mm	3,6
			5
		APPLICATION	

697

rund, extra langer Hals

sperical (round), extra long neck

Turbine I Friction Grip

FIGURE	SHANK	REF	Ø	
697	FG	806 314 697 524	007	
697F	FG	806 314 697 514		010
		L mm	0,7	1,0
			5	5
		APPLICATION		

698

extra langer Hals, mit Ansatz

extra long neck, with collar

Turbine I Friction Grip

FIGURE	SHANK	REF	Ø
698	FG	806 314 698 524	007
		L mm	2,4
			5
		APPLICATION	

ZIRKONIA DIAMANTEN
ZIRCONIA DIAMONDS

DE	Zir Prep entwickelt zur Bearbeitung von Zirkonoxid. Zir Cut entwickelt zum Auftrennen von Zirkonoxidkronen.
EN	Zir Prep developed for processing zirconium oxide. Zir Cut developed for cutting zirconium oxide crowns.
FR	Zir Prep a été développé pour le traitement de l'oxyde de zirconium. Zir Cut a été développé pour la découpe des couronnes en oxyde de zirconium.
ES	Zir Prep desarrollado para el procesamiento de óxido de circonio. Zir Cut desarrollado para cortar coronas de óxido de circonio.
HYGIENE	135°C

Z801L

Zir Prep rund, extra langer Hals

Zir Prep spherical, extra long neck

Turbine I Friction Grip

FIGURE	SHANK	REF	Ø
Z801L	FG	806 314 697 324	014
Z801LF	FG	806 314 697 314	014
		L mm	1,4
			5

Z833

Zir Prep Ei

Zir Prep egg

Turbine I Friction Grip

FIGURE	SHANK	REF	Ø
Z833	FG	806 314 277 324	023
Z833F	FG	806 314 277 314	023
		L mm	4,2
			5

Z850

Zir Prep konisch, Stirn rund

Zir Prep conical, end hemispherical

Turbine I Friction Grip

FIGURE	SHANK	REF	Ø
Z850	FG	806 314 198 324	018
Z850F	FG	806 314 198 314	018
		L mm	8,0
			5

DE	Kronentrenner zum Auftrennen von Zirkonoxidkronen und-Brücken.
EN	Crown cutter for the separation of zirconia crowns and bridges.
FR	Coupe-couronne pour le sectionnement de couronnes et bridges en zircone.
ES	Separador de coronas para abrir coronas y puentes de cironio.

Z863

Zir Prep zylindrisch, Stirn flammenförmig

Zir Prep cylindrical, end flame-shaped

Turbine I Friction Grip

FIGURE	SHANK	REF	Ø
Z863	FG	806 314 250 324	012
Z863F	FG	806 314 250 314	012
		L mm	10,0
			5

Z838L

Zir Cut Stirn rund, lang

Zir Cut end hemispherical, long

Turbine I Friction Grip

FIGURE	SHANK	REF	Ø
Z838L	FG	806 314 140 526	014
		L mm	6,0
			5

Z801

NEW PRODUCT

Zir Cut kugelförmig (rund)

Zir Cut spherical (round)

Play video

Turbine I Friction Grip

FIGURE	SHANK	REF	Ø	
Z801	FG	806 314 001 324	010	021
		L mm	1,0	2,1
			5	5

DE	Kronentrenner zum Auftrennen von Zirkonoxidkronen und-Brücken.
EN	Crown cutter for the separation of zirconia crowns and bridges.
FR	Coupe-couronne pour le sectionnement de couronnes et bridges en zircone.
ES	Separador de coronas para abrir coronas y puentes de cironio.

Z818

NEW PRODUCT

Zir Cut Rad

Zir Cut wheel

Play video

Turbine I Friction Grip

FIGURE	SHANK	REF	Ø		
Z818	FG	806 314 041 324	050	060	080
		L mm	0,6	0,6	0,6
Z818G	FG	806 314 041 334	050	060	080
		L mm	0,7	0,7	0,7
		D mm (Depth)	1,7	2,2	3,2
			2	2	2

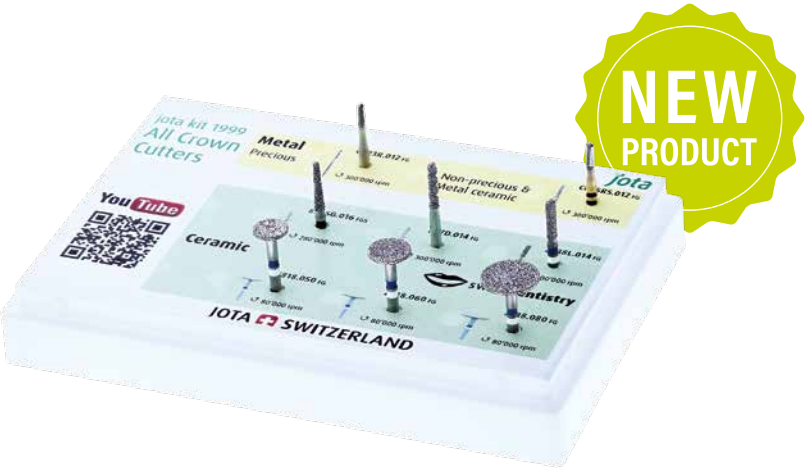

1999- ALL CROWN CUTTERS KIT
auf Seite I on page I à la page I en la página 163

1460 - Jota ZirPrep Kit
auf Seite I on page I à la page I en la página 158

SPEED DIAMANTEN
SPEED DIAMONDS

830P

Flamme
flame

Turbine I Friction Grip



FIGURE	SHANK	REF	Ø	
830P	FG	806 314 561 544	018	023
		L mm	5,0	5,0
			5	5
		APPLICATION		

837P

zylindrisch
cylindrical

Turbine I Friction Grip

FIGURE	SHANK	REF	Ø
837P	FG	806 314 562 544	014
		L mm	8,0
			5
		APPLICATION	

837RP

zylindrisch, Kante rund
cylindrical, rounded edge

Turbine I Friction Grip



FIGURE	SHANK	REF	Ø	
837RP	FG	806 314 564 544	014	018
		L mm	8,0	8,0
			5	5
		APPLICATION		

847P

konisch, kegelstumpfförmig
conical, truncated conocal

Turbine I Friction Grip

FIGURE	SHANK	REF	Ø	
847P	FG	806 314 565 544	016	018
		L mm	8,0	8,0
			5	5
		APPLICATION		

850P

konisch rund
conical domed

Turbine I Friction Grip

FIGURE	SHANK	REF	Ø				
850P	FG	806 314 567 544	014	016	018	021	025
		L mm	8,5	8,5	8,5	8,5	8,5
			5	5	5	5	5
		APPLICATION					

852P

konisch rund
conical domed

Turbine I Friction Grip

FIGURE	SHANK	REF	Ø	
852P	FG	806 314 568 544	016	018
		L mm	10,0	10,0
			5	5
		APPLICATION		

855P

konisch rund
conical domed

Turbine I Friction Grip

FIGURE	SHANK	REF	Ø		
855P	FG	806 314 569 544	018	021	023
		L mm	6,5	7,5	7,5
			5	5	5
		APPLICATION			

862P

Torpedo, konisch
torpedo, conical

Turbine I Friction Grip

FIGURE	SHANK	REF	Ø	
862P	FG	806 314 570 544	012	014
		L mm	8,0	8,0
			5	5
		APPLICATION		

863P

Torpedo, konisch
torpedo, conical



Turbine I Friction Grip

FIGURE	SHANK	REF	Ø
863P	FG	806 314 571 544	014
		L mm	10,0
			5
		APPLICATION	

868P

zylindrisch, Stirn konisch
cylindrical, end conical



Turbine I Friction Grip

FIGURE	SHANK	REF	Ø		
868P	FG	806 314 572 544	012	014	018
		L mm	8,0	8,0	8,0
			5	5	5
		APPLICATION			

869P

zylindrisch, Stirn konisch
cylindrical, end conical



Turbine I Friction Grip

FIGURE	SHANK	REF	Ø	
869P	FG	806 314 573 544	014	016
		L mm	10,0	10,0
			5	5
		APPLICATION		

878P

konisch spitz
conical pointed

Turbine I Friction Grip

FIGURE	SHANK	REF	Ø		
878P	FG	806 314 574 544	014	016	018
		L mm	8,0	8,0	8,0
			5	5	5
		APPLICATION			

879P

konisch spitz
conical pointed

Turbine I Friction Grip

FIGURE	SHANK	REF	Ø	
879P	FG	806 314 575 544	016	018
		L mm	10,0	10,0
			5	5
		APPLICATION		

880P

zylindrisch, Stirn rund
cylindrical, end hemispherical

Turbine I Friction Grip

FIGURE	SHANK	REF	Ø	
880P	FG	806 314 576 544	012	014
		L mm	6,0	6,0
			5	5
		APPLICATION		

Cool & Efficient - (CE) DIAMANTEN

Cool & Efficient - (CE) DIAMONDS

DE	› CE-Diamanten haben eine 30 % schnellere Schneidleistung › Spiralförmige Geometrie gewährleistet optimale Kühlmittelzufuhr und Transport des Abriebs › Funktionelle Oberfläche trägt zu höherer Schleifleistung bei › Vollständig diamantiert mit hochwertigem Naturdiamantkorn › Wird sowohl für die Präparation als auch als Kronentrenner für Keramik verwendet
EN	› CE Diamonds have 30% faster cutting performance › Spiral geometry ensures optimum coolant supply and transport of the abrasion › Functional interface contributes to higher grinding performance › Completely diamondised with high- quality natural diamond grit › Used both for preparation and as ceramic crown cutters
FR	› Les diamants CE ont des performances de coupe 30 % plus rapides › La géométrie en spirale assure une alimentation optimale en liquide de refroidissement et le transport de l'abrasion › L'interface fonctionnelle contribue à une meilleure performance de meulage › Entièrement diamantée avec des grains de diamant naturel de haute qualité › Utilisé à la fois pour la préparation et comme coupe-couronne en céramique
ES	› Los diamantes CE tienen un rendimiento de corte un 30% más rápido › La geometría en espiral garantiza un suministro de refrigerante y un transporte de la abrasión óptimos › La interfaz funcional contribuye a un mayor rendimiento de rectificado › Completamente diamantado con grano de diamante natural de alta calidad › Se utiliza tanto para la preparación como para cortar coronas de cerámica

808D

NEW PRODUCT

Birne, spiralförmig (rund, kurz)
pear, spiral (round, short)

Turbine I Friction Grip

FIGURE	SHANK	REF	Ø
808D	FG	806 314 240 524	016
		L mm	2,6
			5
		APPLICATION	

808LD

NEW PRODUCT

Birne, spiralförmig (rund, kurz)
pear, spiral (round, short)

Turbine I Friction Grip

FIGURE	SHANK	REF	Ø
808LD	FG	806 314 241 524	021
		L mm	5,0
			5
		APPLICATION	

837D

NEW PRODUCT

zylindrisch, spiralförmig (kurz)
cylindrical, spiral (short)

Turbine I Friction Grip

FIGURE	SHANK	REF	Ø
837D	FG	806 314 115 524	014
		L mm	7,0
			5
		APPLICATION	

837LD

NEW PRODUCT

zylindrisch, spiralförmig (lang)
cylindrical, spiral (long)



Turbine I Friction Grip

FIGURE	SHANK	REF	Ø
837LD	FG	806 314 115 524	016
		L mm	9,5
			5
		APPLICATION	

847D

NEW PRODUCT

konisch, spiralförmig
conical, spiral

Play video

Turbine I Friction Grip

FIGURE	SHANK	REF	Ø
847D	FG	806 314 177 524	016
		L mm	9,5
			5
		APPLICATION	

848D

NEW PRODUCT

konisch, spiralförmig
conical, spiral

FIGURE	SHANK	REF	Ø
848D	FG	806 314 178 524	016
		L mm	10,0
			5
		APPLICATION	

DE	Die Verwendung grobkörniger Diamanten (ISO 534, 544 und 554) kann zu erhöhter thermischer Entwicklung führen. Beim Einsatz dieser Produkte ist daher besonders auf ausreichende Kühlung und minimalen Anwendungsdruck zu achten. Instrumente ab ISO-Grösse 031 mit zusätzlicher Kühlung einsetzen (Wasserspritze).
EN	The use of coarse-grained diamonds (ISO 534, 544 and 554) can lead to increased heat generation. When using these products, special care should therefore be taken to ensure suficient cooling and minimal application force. Instruments from ISO size 031 should be used with additional cooling (water spray)
FR	L'utilisation de diamants à gros grains (ISO 534, 544 et 554) peut entraîner un développement thermique accru. Lors de l'utilisation de ces produits, il faut donc veiller à garantir un refroidissement sufisant et exercer le moins de force possible. Pour les instruments à partir de la taille ISO 031, il faut avoir recours à un refroidissement supplémentaire (pulvérisateur d'eau)
ES	El uso de diamantes de grano grueso (ISO 534, 544 y 554) puede generar bastante calor. Por tanto, al utilizar estos productos es importante que haya suiciente refrigeración y una fuerza de aplicación mínima. En los instrumentos a partir del tamaño ISO 031, colocar una refrigeración adicional (bomba de agua).

Hartmetalle

Carbides | Carbures | Carburos

Typen und Formen 48
- EN Types and shapes
- FR Types et formes
- ES Tipos y formas

Anwendungen 49-51
- EN Applications
- FR Utilisations
- ES Aplicaciones

Präparation Bohrer 52-55
- EN Preparation burs
- FR Fraises de préparation
- ES Fresas de preparación

Amalgamentferner 55
- EN Amalgam remover
- FR Décapant pour amalgames
- ES Removedor de amalgama

Kronentrenner 56-57
- EN Crown cutters
- FR Coupes-couronnes
- ES Corta-coronas

Viper 58-59
- EN Viper
- FR Viper
- ES Viper

Finierer 60-62
- EN Finishing burs
- FR Fraises á polir
- ES Fresas para acabado

Finierer mit Drall 63
- EN Finishing burs with drall
- FR Fraises de finition avec drall
- ES Fresas de acabado con taladro

Ohne Ring EN Without ring FR Sans bague ES Sin anillo		**fein** fine fin fino	C-		**8-12 Schneiden** 8-12 blades 8-12 lames 8-12 Laminas
Gelber Ring EN Yellow ring FR Bague jaune ES Anillo amarillo	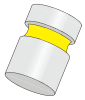	**extra fein** extra fine extra fin extra fino	C-F		**16-20 Schneiden** 16-20 blades 16-20 lames 16-20 Laminas
Weisser Ring EN White ring FR Bague blanche ES Anillo blanco	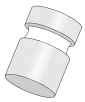	**ultra fein** ultra fine ultra fin ultra fino	C-U		**30 Schneiden** 30 blades 30 lames 30 Laminas
Oranger Ring EN Orange ring FR Orange rouge ES Anillo naranja		**fein** fine fin fino	CD-		**8-12 Schneiden** 8-12 blades 8-12 lames 8-12 Laminas
Gelber/oranger Ring EN Yellow/ Orange ring FR Bague/Orange jaune ES Anillo amarillo/ naranja		**extra fein** extra fine extra fin extra fino	CD-F		**16-20 Schneiden** 16-20 blades 16-20 lames 16-20 Laminas
Weisser/oranger Ring EN White/ Orange ring FR Bague/ Orange blanche ES Anillo blanco/ naranja		**ultra fein** ultra fine ultra fin ultra fino	CD-U		**30 Schneiden** 30 blades 30 lames 30 Laminas

TYPEN UND FORMEN
TYPES AND SHAPES

C1	C1S	CQ1	CQ1L	C2	C7	C7L	C21	C21L	C21R	C23	C23L
P. 52	P. 52	P. 52	P. 53	P. 53	P. 53	P. 53	P. 53	P. 53	P. 54	P. 54	P. 54

C23R	C31	C31R	C33	C33L	UNC245	C207	C36R	C31A	C17	C18R	CX21
P. 54	P. 54	P. 54	P. 55	P. 55	P. 55	P. 55	P. 55	P. 55	P. 56	P. 56	P. 56

CX21R	TCX21R	CX23	CX23R	TCX23R	C31EF	CX21GR	RRC7	RRC245	RRC31	RRC31R	CBP847
P. 56	P. 56	P. 56	P. 57	P. 57	P. 57	P. 57	P. 58	P. 58	P. 58	P. 58	P. 59

CBP856	CBP379	CG35RS	C44E	C48L	C132	C133	C134	C135	C152	C244K	C245
P. 59	P. 59	P. 59	P. 60	P. 60	P. 60	P. 60	P. 60	P. 60	P. 61	P. 61	P. 61

C245K	C246	C274	C375R	C379	CD132	CD133	CD134	CD135	CD379
P. 61	P. 61	P. 62	P. 62	P. 62	P. 63	P. 63	P. 63	P. 63	P. 63

HYGIENE

ANWENDUNGEN
APPLICATIONS

PREPARATION

DE	**Rund und Birne** › Exkavation von Kavitäten oder existierenden Restaurationen › S- oder Q-Schneiden für geringe Vibrationen › RRC als Vollhartmetallversion zur Minimierung des Bruchrisikos
EN	**Round & Pear** › Excavation of cavities or existing restorations › S or Q blades for low vibrations › RRC as full carbide version to minimize risk of breakage
FR	**Rond et en forme de poire** › Excavation de cavités ou de restaurations existantes › Lames S ou Q pour des vibrations faibles › RRC en version totalement en carbure pour minimiser le risque de rupture
ES	**Redondo y ovalado** › Excavación de cavidades o restauraciones existentes › Palas S o Q para bajas vibraciones › RRC en versión de carburo integral para minimizar el riesgo de fractura

C1	C1S	CQ1	CQ1L	C7	C7L	RRC7	RRC245
P. 52	P. 52	P. 52	P. 53	P. 53	P. 53	P. 58	P. 58

DE	**Kegel, umgekehrt** › Mit scharfem Kegel › Ideal zur Schaffung mechanischer Retentionen
EN	**Inverted Cone** › With sharp taper › Ideal for creating mechanical retentions
FR	**Cône invertido** › Avec effilage tranchant › Idéal pour créer des rétentions mécaniques
ES	**Cono inerte** › Con cono afilado › Ideal para crear retenciones mecánicas

C2
P. 53

DE	**Zylindrisch** › Schaffung paralleler Wände › Entfernung bestehender Restaurationen › Anpassung natürlicher Zahnstrukturen › Querschnittversionen mit verbesserter Schneidleistung
EN	**Cylindrical** › Creation of parallel walls › Removing of existig restorations › Adapting natural tooth structures › Cross cut versions with superior cutting efficiency
FR	**Cylindriques** › Création de parois parallèles › Élimination des restaurations existantes › Adaptation des structures de la dent naturelle › Versions coupe croisée présentant une efficacité de coupe supérieure
ES	**Cilíndrico** › Creación de paredes paralelas › Eliminación de restauraciones existentes › Adaptación de las estructuras dentales naturales › Versiones de corte transversal con una eficiencia de corte superior

C21	C21L	C21R	C31	C31R	UNC245
P. 53	P. 53	P. 54	P. 54	P. 54	P. 55

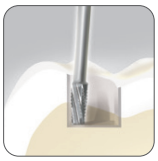

DE	**Konisch** › Schaffung divergenter Präparationswänden für indirekte Restaurationen › Entfernung von Kunststofffüllungen › Anpassung natürlicher Zahnstrukturen › Querschnittversionen mit verbesserter Schneidleistung
EN	**Tapered** › Creation of divergent preparation walls required for indirect restaurations › Removing of composite resins › Adapting natural tooth structures › Cross cut versions with superior cutting efficiency
FR	**Biseautées** › Création de parois de préparation divergentes nécessaires pour les › restaurations indirectes › Élimination des résines composites › Adaptation des structures de la dent naturelle › Versions coupe croisée présentant une efficacité de coupe supérieure
ES	**Cónico** › Creación de paredes de preparación divergentes necesarias para › restauraciones indirectas › Eliminación de resinas compuestas › Adaptación de las estructuras dentales naturales › Versiones de corte transversal con una eficiencia de corte superior

C23	C23L	C23R	C33	C33L
P. 54	P. 54	P. 54	P. 55	P. 55

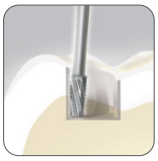

AMALGAM REMOVER

DE	**Amalgamentferner** › Scharfe Kanten und Stirnschneiden › Feine Querhiebverzahnung für schnelles und präzises Schleifen
EN	**Amalgam Remover** › Sharp edged & front end blades › A fine cross cut supports fast and precise cutting
FR	**Éliminateur d'amalgame** › Lames tranchantes et frontales › Une fine encoche en croix favorise la découpe rapide et précise
ES	**Removedor de amalgamas** › Cuchillas de borde afilado y frontal › Un corte transversal fino permite un corte rápido y preciso

C36R	C31A	C31EF
P. 55	P. 55	P. 57

CROWN CUTTERS

DE	**Kronentrenner** › Kreuzverzahnung zum Schneiden durch weiche Edelmetalllegierungen: CX21, CX21R, CX23, CX23R, CX21GR › Querhiebverzahnung zum Schneiden durch härtere Edelmetall- und NEM-Legierungen: C17, C18R, C31EF, CG35RS, C36R, RRC31R › Für Keramik verblendete Kronen und extrem harte Metallkronen: TCX21R, TCX23R, RRC31R
EN	**Crown Cutter** › X-Cut for cutting through soft precious metal alloys: CX21, CX21R, CX23, CX23R, CX21GR › Cross-cut for cutting through harder precious metal and non-precious metal alloys: C17, C18R, C31EF, CG35RS, C36R, RRC31R › For ceramic veneered crowns and extremely hard metal crowns: TCX21R, TCX23R, RRC31R
FR	**Fraise à découper les couronnes** › Fraise couronne à dents croisées pour couper les alliages tendres de métaux précieux: CX21, CX21R, CX23, CX23R, CX21GR › Fraise à couronne à dents transversales pour couper à travers les métaux précieux plus durs et les alliages de métaux non précieux: C17, C18R, C31EF, CG35RS, C36R, RRC31R › Fraise couronne pour couronnes plaquées céramique et couronnes en métal extrêmement dur: TCX21R, TCX23R, RRC31R
ES	**Cortador de corona** › Separador de coronas con dentado cruzado para aleaciones de materiales nobles blandas: CX21, CX21R, CX23, CX23R, CX21GR › Separador de coronas con dentado en corte transversal para aleaciones de materiales nobles y no nobles màs durás: C17, C18R, C31EF, CG35RS, C36R, RRC31R › Separador de coronas recubrimiento ceràmico y coronas de metal extremadamente duro: TCX21R, TCX23R, RRC31R

C17	C18R	CX21	CX21R	TCX21R	CX23	CX23R	TCX23R	C31EF	RRC31R
P. 56	P. 56	P. 56	P. 56	P. 56	P. 56	P. 57	P. 57	P. 57	P. 58

CG35RS	C36R	CX21GR
P. 59	P. 55	P. 57

FINISHERS

DE

Fissuren Konturierung
› Entfernen von Klebstoffresten und Schmelzfinieren nach dem Entfernen der Brackets.
› Trimmen und Finieren (Ohne ring 8 - 12 Schneiden) von Zahnschmelz und Restaurationen aus dem Komposit oder Amalgam.
› Ästhetisches Finieren (gelber Ring 16 - 20 Schneiden)
› Feinfinieren (weißer Ring 30 Schneiden)

EN

Fissures shaping and contouring
› Removal of adhesive residue and finishing enamel after bracket removing
› Trimming and Finishing (blank 8 - 12 Blades) of composite, amalgam and enamel
› Esthetic Finishing (yellow 16 - 20 blades)
› Fine Finishing (white 30 blades)

FR

Mise en forme et contournage des fissures
› Élimination des résidus d'adhésif et finition de l'émail après retrait du support.
› Coupe et finition (vide 8 - 12 lames) de composite, amalgame et émail
› Finition esthétique (jaunes 16 - 20 lames)- Finition fine (blanches 30 lames)

ES

Modelado y contorneado de fisuras
› Eliminación de residuos de adhesivo y esmalte de acabado después de retirar el soporte.
› Recorte y acabado (sin anillo 8 - 12 laminas) de composite, amalgama y esmalte- Acabado estético (anillo amarillo 16 - 20 laminas)
› Acabado fino (anillo blanco 30 laminas)

C44E	C48L	C132	C133	C134	C135	C152	C244K
P. 60	P. 60	P. 60	P. 60	P. 60	P. 60	P. 61	P. 61

C245	C245K	C246	C274	C375R	C379	CD379	CD132
P. 61	P. 61	P. 61	P. 62	P. 62	P. 62	P. 63	P. 63

CD133	CD134	CD135
P. 63	P. 63	P. 63

PRÄPARATION BOHRER
PREPARATION BURS

C1

kugelförmig
spherical

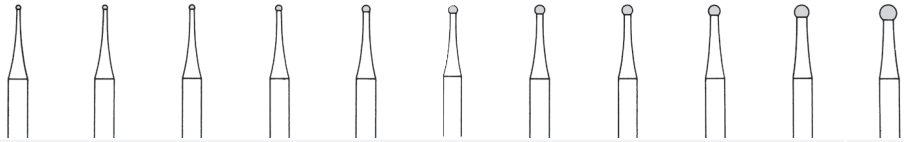

Turbine | Friction Grip

FIGURE	SHANK	REF	Ø										
C1	FG	500 314 001 001	005	006	008	010	012	014	016	018	021	023	
C1	FGXL	500 316 001 001		006	008	010	012	014	016	018	021	023	
	Winkelstück | Right Angle												
C1	RA	500 204 001 001	005	006	008	010	012	014	016	018	021	023	027
		US-No.	1/4	1/2	1	2	3	4	5	6	7	8	10
			5	5	5	5	5	5	5	5	5	5	5
		APPLICATION											

C1S

kugelförmig, schnittfreudig
spherical, high cutting efficiency

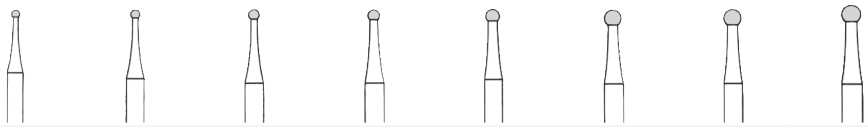

Turbine | Friction Grip

FIGURE	SHANK	REF	Ø							
C1S	FG	500 314 001 003	010	012	014	016	018	021	023	
	Winkelstück | Right Angle									
C1S	RA	500 204 001 003	010	012	014	016	018	021	023	027
C1S	RAL	500 205 001 003	010	012	014	016	018	021	023	
		US-No.	2S	3S	4S	5S	6S	7S	8S	
			5	5	5	5	5	5	5	5
		APPLICATION								

CQ1

kugelförmig, schnittfreudig, Querhieb
spherical, high cutting efficiency, cross-cut

Turbine | Friction Grip

FIGURE	SHANK	REF	Ø						
CQ1	FG	500 314 001 002	010	012	014	016	018	021	
	Winkelstück | Right Angle								
CQ1	RA	500 204 001 002	010	012	014	016	018	021	023
CQ1	RAL	500 205 001 002	010	012	014	016	018	021	
			5	5	5	5	5	5	5
		APPLICATION							

CQ1L

Querhieb, extra langer Hals
cross cut, extra slender neck

Winkelstück | Right Angle

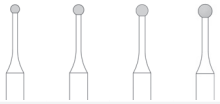

FIGURE	SHANK	REF	Ø			
CQ1L	RA	500 204 697 003	012	014	016	018
			5	5	5	5
		APPLICATION				

C2

umgekehrter Kegel
inverted conical

Turbine | Friction Grip

FIGURE	SHANK	REF	Ø					
C2	FG	500 314 010 001	006	008	010	012	014	016
	Winkelstück | Right Angle							
C2	RA	500 204 010 001			010	012	014	016
		US-No.	33 1/2	34	35	36	37	38
		L mm	0,6	0,8	1,0	1,2	1,4	1,5
			5	5	5	5	5	5
		APPLICATION						

C7

Birne
pear

Turbine | Friction Grip

FIGURE	SHANK	REF	Ø			
C7	FG	500 314 237 001	006	008	010	012
		US-No.	329	330	331	332
		L mm	1,7	1,8	2,0	2,2
			5	5	5	5
		APPLICATION				

C7L

Birne, lang
pear, long

Turbine | Friction Grip

FIGURE	SHANK	REF	Ø	
C7L	FG	500 314 238 006	008	010
		US-No.	330L	331L
		L mm	3,6	4,1
			5	5
		APPLICATION		

C21

Stirn und Seite schneidend
side and end cutting

Turbine | Friction Grip

FIGURE	SHANK	REF	Ø			
C21	FG	500 314 107 006	008	010	012	014
	Winkelstück | Right Angle					
C21	RA	500 204 107 006		010	012	014
		US-No.	55	57	58	59
		L mm	3,6	4,1	4,1	4,5
			5	5	5	5
		APPLICATION				

C21L

Stirn und Seite schneidend, lang
side and end cutting, long

Turbine | Friction Grip

FIGURE	SHANK	REF	Ø
C21L	FGL	500 315 110 006	012
		US-No.	58L
		L mm	6,3
			5
		APPLICATION	

C21R

zylindrisch, Stirn rund
cylindrical, end hemispherical

Turbine | Friction Grip

FIGURE	SHANK	REF	Ø		
C21R	FG	500 314 137 006	008	010	012
	Winkelstück | Right Angle				
C21R	RA	500 204 137 006			012
		US-No.	1155	1157	1158
		L mm	3,6	4,1	4,1
			5	5	5
		APPLICATION			

C23

konisch
conical



Turbine | Friction Grip

FIGURE	SHANK	REF	Ø			
C23	FG	500 314 168 006	008	009	010	012
		US-No.	168	169	170	171
		L mm	3,6	3,8	4,1	4,1
			5	5	5	5
		APPLICATION				

C23L

konisch
conical

Turbine | Friction Grip

FIGURE	SHANK	REF	Ø		
C23L	FGL	500 315 171 006	009	010	012
		US-No.	169L	170L	171L
		L mm	5,3	6,3	6,3
			5	5	5
		APPLICATION			

C23R

konisch, Stirn rund
conical, end domed



Turbine | Friction Grip

FIGURE	SHANK	REF	Ø		
C23R	FG	500 314 194 006	012		
	Winkelstück | Right Angle				
C23R	RA	500 204 194 006	012	014	016
		US-No.	1171		1172
		L mm	4,1	4,5	4,5
			5	5	5
		APPLICATION			

C31

zylindrisch
cylindrical

Turbine | Friction Grip

FIGURE	SHANK	REF	Ø		
C31	FG	500 314 107 007	009	010	012
		US-No.	556	557	558
		L mm	3,8	4,1	4,1
			5	5	5
		APPLICATION			

C31R

zylindrisch, Stirn rund
cylindrical, end hemispherical

Turbine | Friction Grip

FIGURE	SHANK	REF	Ø	
C31R	FG	500 314 137 007	010	012
C31R	FGXL	500 316 137 007		012
		US-No.	1557	1558
		L mm	4,1	4,1
			5	5
		APPLICATION		

C33

konisch
conical

Turbine I Friction Grip



FIGURE	SHANK	REF	Ø			
C33	FG	500 314 168 007	010	012	016	
C33	FGXL	500 316 168 007		012	016	021
		US-No.	700	701	702	703
		L mm	4,1	4,1	4,5	4,9
			5	5	5	5
		APPLICATION				

C33L

konisch
conical



Turbine I Friction Grip

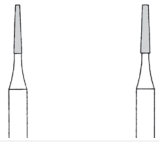

FIGURE	SHANK	REF	Ø	
C33L	FGXL	500 316 171 007	010	012
		US-No.	700L	701L
		L mm	6,3	6,3
			5	5
		APPLICATION		

NEW PRODUCT

UNC245

Stirn konvex, Kante rund
convex end, rounded edge

Turbine I Friction Grip

FIGURE	SHANK	REF	Ø
UNC245	FG	500 314 233 006	009
		US-No.	245
		L mm	2,9
			5
		APPLICATION	

C207

nur Stirn schneidend
end cutting only

Turbine I Friction Grip

FIGURE	SHANK	REF	Ø
C207	FGXL	500 316 150 001	012
		US-No.	C2173-ESP
		L mm	5,3
			5
		APPLICATION	

AMALGAMENTFERNER
AMALGAM REMOVER

C36R

zylindrisch, Stirn rund
cylindrical, end hemispherical

Turbine I Friction Grip

FIGURE	SHANK	REF	Ø
C36R	FG	504 314 139 008	012
C36R	FGXL	504 316 139 008	012
		US-No.	1958
		L mm	4,0
			5
		↺	160'000 rpm
		APPLICATION	

C31A

zylindrisch, Stirn rund
cylindrical, end hemispherical

Turbine I Friction Grip

FIGURE	SHANK	REF	Ø
C31A	FG	500 314 139 008	012
		L mm	5,3
			5
		↺	160'000 rpm
		APPLICATION	

KRONENTRENNER
CROWN CUTTERS

C17

Birne
pear

Turbine I Friction Grip

FIGURE	SHANK	REF	Ø
C17	FG	500 314 237 008	010
		US-No.	1931
		L mm	1,7
			5
			160'000 rpm
		APPLICATION	

C18R

konisch gewölbt
conical domed

Turbine I Friction Grip

FIGURE	SHANK	REF	Ø
C18R	FG	500 314 196 008	010
		L mm	4,0
			5
			160'000 rpm
		APPLICATION	

CX21

zylindrisch, Stirn und Seite schneidend
cylindrical, side and end cutting

Turbine I Friction Grip

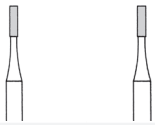

FIGURE	SHANK	REF	Ø	
CX21	FG	500 314 107 019	010	012
		US-No.	557X	558X
		L mm	4,0	4,0
			5	5
			160'000 rpm	
		APPLICATION		

CX21R

zylindrisch, Stirn rund
cylindrical, end hemispherical

Turbine I Friction Grip

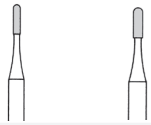

FIGURE	SHANK	REF	Ø	
CX21R	FG	500 314 137 019	010	012
		US-No.	557E	558E
		L mm	4,1	4,1
			5	5
			160'000 rpm	
		APPLICATION		

TCX21R

zylindrisch, Stirn rund
cylindrical, end hemispherical

Turbine I Friction Grip

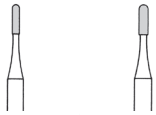

FIGURE	SHANK	REF	Ø	
TCX21R	FG	506 314 137 019	010	012
		L mm	4,1	4,1
			5	5
			160'000 rpm	
		APPLICATION		

CX23

konisch
conical

Turbine I Friction Grip

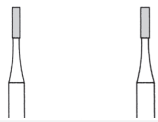

FIGURE	SHANK	REF	Ø	
CX23	FG	500 314 168 019	010	012
		US-No.	700X	701X
		L mm	4,0	4,0
			5	5
			160'000 rpm	
		APPLICATION		

CX23R

konisch rund
conical end hemispherical

Turbine I Friction Grip

FIGURE	SHANK	REF	Ø
CX23R	FG	500 314 194 019	012
		L mm	4,1
			5
		↺	160'000 rpm
		APPLICATION	

TCX23R

konisch rund
conical domed

Turbine I Friction Grip

FIGURE	SHANK	REF	Ø
TCX23R	FG	506 314 194 019	012
		L mm	4,1
			5
		↺	160'000 rpm
		APPLICATION	

C31EF

zylindrisch, Stirn rund
cylindrical, end hemispherical

Turbine I Friction Grip

FIGURE	SHANK	REF	Ø
C31EF	FG	500 314 139 015	012
		US-No.	1958
		L mm	4,1
			5
		↺	160'000 rpm
		APPLICATION	

CX21GR

zylindrisch, Stirn rund
cylindrical, end hemispherica

Turbine I Friction Grip

FIGURE	SHANK	REF	Ø
CX21GR	FG	504 314 137 019	012
		L mm	4,1
			5
		↺	160'000 rpm
		APPLICATION	

VIPER
VIPER

DE	› Ein-Stück Hartmetall Instrumente › spezielle Schneidekantengeometrie › Deutlich reduzierte Präparations- und Behandlungszeit › RRC31R optimal als Kronentrenner für Metallkeramik-Kronen geeignet
EN	› One-piece tungsten carbide instruments › Special cutting edge geometry › Greatly reduced preparation and treatment times › RRC31R ideal for use as a crown cutter for metal ceramic crowns
FR	› Version en carbure monobloc › Géométrie spéciale des lames › Temps de préparation et de traitement nettement réduits › Le RRC31R est adapté de manière optimale pour couper les couronnes céramométalliques
ES	› Instrumento de carburotungsteno de una sola pieza › Especial geometria de corte › Reduce claramente el tiempo de preparacion y tratamiento › El instrumento RRC31R es óptimo como recortador coronas de metalcerámica
ROTATION SPEED	› **160.000 rpm** › **max. 300'000 rpm**

RRC7

Birne
pear

Turbine | Friction Grip

FIGURE	SHANK	REF	Ø
RRC7	FG	500 314 156 007	008
		US-No.	330G
		L mm	2,0
			5
		APPLICATION	

RRC245

Stirn konvex, Kante rund
convex end, rounded edge

Turbine | Friction Grip

FIGURE	SHANK	REF	Ø
RRC245	FG	500 314 138 007	009
		US-No.	245G
		L mm	2,7
			5
		APPLICATION	

RRC31

zylindrisch
cylindrical

Turbine | Friction Grip

FIGURE	SHANK	REF	Ø
RRC31	FG	500 314 109 007	010
		US-No.	557G
		L mm	3,7
			5
		APPLICATION	

RRC31R

zylindrisch, Stirn rund
cylindrical, end hemispherical

FIGURE	SHANK	REF	Ø
RRC31R	FG	500 314 156 007	012
		US-No.	1558G
		L mm	4,0
			5
		APPLICATION	

CBP847

konisch, kegelstumpfförmig
conical, truncated

Turbine I Friction Grip

FIGURE	SHANK	REF	Ø
CBP847	FG	500 314 172 007	016
		L mm	8,0
			5
		APPLICATION	

CBP856

konisch, Stirn rund
conical, end domed

Turbine I Friction Grip

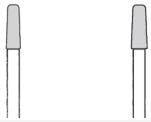

FIGURE	SHANK	REF	Ø	
CBP856	FG	500 314 546 007	016	018
		L mm	8,0	8,0
			5	5
		APPLICATION		

CBP379

Ei
egg

Turbine I Friction Grip

FIGURE	SHANK	REF	Ø
CBP379	FG	500 314 277 007	023
		L mm	2,7
			5
		APPLICATION	

VIPER BLACK

NEW PRODUCT

CG35RS

zylindrisch, Stirn rund
cylindrical, end hemispherical

Play video

Turbine I Friction Grip

FIGURE	SHANK	REF	Ø
CG35RS	FG	500 314 139 006	012
		L mm	3,5
			5
		APPLICATION	

1999- ALL CROWN CUTTERS KIT
auf Seite I on page I à la page I en la página 163

FINIERER
FINISHING BURS

C44E

Geschoss
bullet

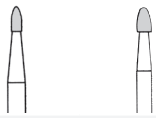

Turbine | Friction Grip

FIGURE	SHANK	REF	Ø	
C44E	FG	500 314 499 072	014	023
	Winkelstück | Right Angle			
C44E	RA	500 204 499 072		023
		US-No.	7404	7408
		L mm	3,3	3,8
			5	5
		APPLICATION		

C48L

Stirn flammenförmig lang
long ogival end



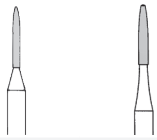

Turbine | Friction Grip

FIGURE	SHANK	REF	Ø	
C48L	FG	500 314 249 072	010	012
C48LF	FG	500 314 249 042		012
C48LU	FG	500 314 249 032		012
	Winkelstück | Right Angle			
C48L	RA	500 204 249 072		012
		L mm	8,0	8,0
			5	5
		APPLICATION		

C132

Wurzelkanalerweiterer, konisch spitz
root canal enlarger, conical pointed

Turbine | Friction Grip

FIGURE	SHANK	REF	Ø
C132	FG	500 314 699 071	008
C132F	FG	500 314 699 041	008
C132U	FG	500 314 699 031	008
		US-No.	ET3
		L mm	3,1
			5
		APPLICATION	

C133

Wurzelkanalerweiterer, konisch spitz
root canal enlarger, conical pointed

Turbine | Friction Grip

FIGURE	SHANK	REF	Ø
C133	FG	500 314 159 071	010
C133F	FG	500 314 159 041	010
		US-No.	ET4
		L mm	4,2
			5
		APPLICATION	

C134

Wurzelkanalerweiterer, konisch spitz, schlank
root canal enlarger, conical pointed, slender

Turbine | Friction Grip

FIGURE	SHANK	REF	Ø
C134	FG	500 314 164 071	014
C134F	FG	500 314 164 041	014
C134U	FG	500 314 164 031	014
		US-No.	ET6
		L mm	6,0
			5
		APPLICATION	

C135

Wurzelkanalerweiterer, konisch spitz, schlank
root canal enlarger, conical pointed, slender

Turbine | Friction Grip

FIGURE	SHANK	REF	Ø
C135	FG	500 314 166 071	014
C135F	FG	500 314 166 041	014
C135U	FG	500 314 166 031	014
		US-No.	ET9
		L mm	9,0
			5
		APPLICATION	

C152

Stirn nicht schneidend, konisch rund
safe end, conical domed

Turbine | Friction Grip

FIGURE	SHANK	REF	Ø
C152	FGL	500 315 210 295	014
	Winkelstück | Right Angle		
C152	RAL	500 205 210 295	014
		L mm	9,0
			2
		APPLICATION	

C244K

Torpedo, konisch
torpedo, conical

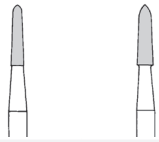

Turbine | Friction Grip

FIGURE	SHANK	REF	Ø	
C244K	FG	500 314 298 072	016	
	Winkelstück | Right Angle			
C244K	RA	500 204 298 072		021
		L mm	8,0	8,0
			5	5
		APPLICATION		

C245

Torpedo, zylindrisch
torpedo, cylindrical

Turbine | Friction Grip

FIGURE	SHANK	REF	Ø
C245	FG	500 314 290 072	014
		L mm	10,0
			5
		APPLICATION	

C245K

Torpedo, konisch
torpedo, conical

Turbine | Friction Grip

FIGURE	SHANK	REF	Ø
C245K	FG	500 314 299 072	018
		L mm	10,0
			5
		APPLICATION	

C246

Nadelform, kurz
pointed, short

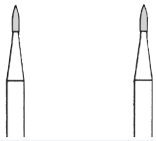

Turbine | Friction Grip

FIGURE	SHANK	REF	Ø	
C246	FG	500 314 496 071	009	010
C246U	FG	500 314 296 031	009	
		US-No.	7901	7902
		L mm	3,6	3,6
			5	5
		APPLICATION		

C274

Granate
bullet

Turbine | Friction Grip

FIGURE	SHANK	REF	Ø
C274U	FG	500 314 274 032	016
	Winkelstück | Right Angle		
C274	RA	500 204 274 072	016
		US-No.	274
		L mm	3,7
			5
		APPLICATION	

C375R

konisch rund
conical end hemispherical

Turbine | Friction Grip

FIGURE	SHANK	REF	Ø		
C375R	FG	500 314 198 072	012	014	018
		US-No.	7653	7664	7686
		L mm	8,0	8,0	8,0
			5	5	5
		APPLICATION			

C379

Ei
egg

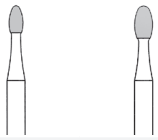

Turbine | Friction Grip

FIGURE	SHANK	REF	Ø	
C379	FG	500 314 277 072	018	023
C379F	FG	500 314 277 042	018	023
C379U	FG	500 314 277 032	018	023
	Winkelstück | Right Angle			
C379	RA	500 204 277 072	018	023
		US-No.	7406	7408
		L mm	3,5	4,2
			5	5
		APPLICATION		

C379

Ei
egg

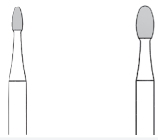

Turbine | Friction Grip

FIGURE	SHANK	REF	Ø	
C379	FGXXL	500 317 277 072	014	023
C379U	FGXXL	500 317 277 032	014	023
		US-No.	7404	7408
		L mm	3,1	4,2
			2	2
		APPLICATION		

FINIERER MIT DRALL
FINISHING BURS WITH DRALL

CD132

konisch spitz
conical pointed

Turbine I Friction Grip

FIGURE	SHANK	REF	Ø
CD132	FG	500 314 699 072	008
CD132F	FG	500 314 699 042	008
CD132U	FG	500 314 699 032	008
		L mm	3,1
			5
		APPLICATION	

CD133

konisch spitz
conical pointed

Turbine I Friction Grip

FIGURE	SHANK	REF	Ø
CD133	FG	500 314 159 072	010
CD133F	FG	500 314 159 042	010
CD133U	FG	500 314 159 032	010
		L mm	4,2
			5
		APPLICATION	

CD134

konisch spitz
conical pointed

Turbine I Friction Grip

FIGURE	SHANK	REF	Ø
CD134	FG	500 314 164 072	014
CD134F	FG	500 314 164 042	014
CD134U	FG	500 314 164 032	014
		L mm	6,0
			5
		APPLICATION	

CD135

konisch spitz
conical pointed

Turbine I Friction Grip

FIGURE	SHANK	REF	Ø
CD135	FG	500 314 166 072	014
CD135F	FG	500 314 166 042	014
CD135U	FG	500 314 166 032	014
		L mm	9,0
			5
		APPLICATION	

CD379

Ei
egg

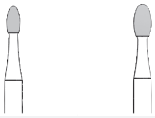

Turbine I Friction Grip

FIGURE	SHANK	REF	Ø	
CD379	FG	500 314 277 972	018	023
CD379F	FG	500 314 277 942	018	023
CD379U	FG	500 314 277 932	018	023
		L mm	3,5	4,2
			5	
		APPLICATION		



1327- Comp Finish Carbide
auf Seite I on page I à la page I en la página 152

Stahlinstrumente

Steel | Acier | Acero

Typen und Formen 65
EN Types and shapes
FR Types et formes
ES Tipos y formas

Stahlinstrumente 66-67
EN Steel instruments
FR Instruments en acier
ES Instrumentos de acero

Träger 67
EN Mandrels
FR Mandrins
ES Mandriles

TYPEN UND FORMEN
TYPES AND SHAPES

1	36	38	38R	41	48	9119	372RF
P. 66	P. 66	P. 66	P. 66	P. 66	P. 67	P. 67	P. 67

DE	Um bei der Aufbereitung von nicht rostfreien Stahlinstrumenten im Autoklaven/Dampfsterilisator die Bildung von schwarzen Flecken/Rändern sowie Oxidationsstellen zu vermeiden, müssen diese mit einem Rostschutzspray vorbehandelt werden.
EN	These instruments should be conditioned using a rust protection spray to avoid the formation of black spots/margins or oxidation areas during preparation of non-stainless steel instruments in an autoclae/steam steriliser.
FR	Afin d'éviter la formation de taches/bordures noires ainsi que de traces de corrosion lors du traitement d'instruments non inoxydables dans l'autoclave, ces derniers doivent être préalablement traités à l'aide d'un spray de protection contre la corriosion.
ES	Para evitar la formación de manchas negras o aparición de óxido por el tratamiento de instrumentos de acero no inoxidable en autoclave/ersterilizador por vapor, estos instrumentos deben tratarse previamente con un spray de protección contra la corrosión.
HYGIENE	

STAHLINSTRUMNETE
STEEL INSTRUMENTS

1

Kugelförmig (rund)
spherical (round)

Winkelstück | Right Angle

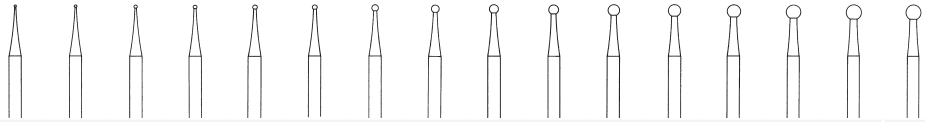

FIGURE	SHANK	REF	Ø															
1	RA	310 204 001 001	005	006	007	008	009	010	012	014	016	018	021	023	025	027	029	031
1	RAL	310 205 001 001					009	010	012	014	016	018	021	023				
1	RAXL	310 206 001 001								014		018		023				
		US-No.	¼	½		1		2	3	4	5	6	7	8	9	10		
			5	5	5	5	5	5	5	5	5	5	5	5	5	5	5	5
		APPLICATION																

36

zylindrisch, Seite und Stirn schneidend
cylindrical, side and end cutting

Winkelstück | Right Angle

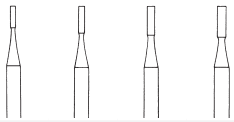

FIGURE	SHANK	REF	Ø			
36	RA	310 204 107 002	008	010	012	014
		US-No.	556	557	558	559
		L mm	3,6	4,2	4,5	4,8
			5	5	5	5
		APPLICATION				

38

konisch, (kegelstumpfförmig)
conical, (truncated conical)

Winkelstück | Right Angle

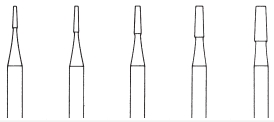

FIGURE	SHANK	REF	Ø				
38	RA	310 204 168 002	008	010	012	016	021
		US-No.	699	700	701	702	703
		L mm	3,6	4,2	4,5	5,1	5,7
			5	5	5	5	5
		APPLICATION					

38R

konisch, rund
conical, domed

Winkelstück | Right Angle

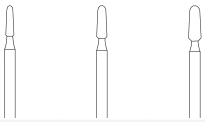

FIGURE	SHANK	REF	Ø		
38R	RAL	310 205 196 002	012	014	016
		L mm	6,0	6,0	6,0
			5	5	5
		APPLICATION			

41

Kugelförmig (rund)
spherical (round)

Winkelstück | Right Angle

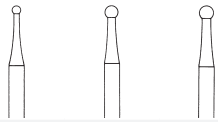

FIGURE	SHANK	REF			
41	RA	310 204 001 071	014	021	023
		US-No.	C	200	
			5	5	5
		APPLICATION			

48

Flamme
flame

Winkelstück | Right Angle

FIGURE	SHANK	REF	Ø		
48	RA	310 204 243 071	010	012	014
		US-No.	242		
		L mm	4,5	4,8	5,1
			5	5	5
		APPLICATION			

9119

Zahnsteinentferner, sechskantig, lang
scaler, six sides, long

Turbine | Friction Grip

FIGURE	SHANK	REF	Ø
9119	FG	310 314 470 381	016
		US-No.	7,5
		↺	50'000 rpm
			5
		APPLICATION	

TRÄGER
MANDRELS

372RF

Reduzierhülse auf FG-Instrument
adapter sleeve on FG-instruments

Winkelstück | Right Angle

FIGURE	SHANK	REF	Ø
372RF	RA	330 204 372 434	016
			5
		APPLICATION	

STAHLINSTRUMNETE
STEEL INSTRUMENTS

Stahlinstrumente ENDODONTIE

Steel | Acier | Acero
ENDODONTICS | ENDODONTIE | ENDODONCIA



1330- ENDO ACCESS KIT
auf Seite I on page I à la page I en la página 163

STAHLINSTRUMENTE
STEEL INSTRUMENTS

GATES

Erweiterer, Typ G, mit Führungszapfen rostfreier Stahl
enlarger, type G, with guiding tip stainless steel

Winkelstück | Right angle



FIGURE	L mm	TOT. L	SHANK	REF	Ø					
180GRF	15	28	RAL	330 205 679 336	050	070	090	110	130	150
180GRFS	15	28	RAL	330 205 679 336	Set (050 - 150)					
180GRF	19	32	RAXL	330 206 679 336	050	070	090	110	130	150
180GRFS	19	32	RAXL	330 206 679 336	Set (050 - 150)					
					6	6	6	6	6	6
				APPLICATION						
				ROTATION SPEED	800 - 1´200 RPM					

PEESO

Erweiterer, Typ P, mit Führungszapfen rostfreier Stahl
enlarger, type P, with guiding tip stainless steel

Winkelstück | Right angle



FIGURE	L mm	TOT. L	SHANK	REF	Ø					
183RF	15	28	RAL	330 205 682 336	070	090	110	130	150	170
183RFS	15	28	RAL	330 205 682 336	Set (070 - 170)					
183RF	19	32	RAXL	330 206 682 336	070	090	110	130	150	170
183RFS	19	32	RAXL	330 206 682 336	Set (070 - 170)					
					6	6	6	6	6	6
				APPLICATION						
				ROTATION SPEED	800 - 1´200 RPM					

191RF

Pulpabohrer, Typ Müller, exta lang, rostfreier Stahl
sperical bur, Müller type, extra long, stainless steel

Winkelstück | Right angle



FIGURE	L mm	SHANK	REF	Ø				
191RF	18	RAXL	330 206 698 001	100	120	140	160	180
191RFS	18	RAXL	330 206 698 001	Set (100 - 180)				
				6	6	6	6	
			APPLICATION					
			ROTATION SPEED	800 - 1´200 RPM				

RADICULAR ACCESS

DE

Radikulärer Zugang
› Eingangskanalbefund
› Erweitern der Wurzelkanalöffnung
› Entfernen des inneren Dentin-Wurzeldreiecks
› Schaffung eines direkten radikulären Zugangs

FR

Accès radiculaire
› Découverte du canal d'entrée
› Élargissement de l'orifice du canal radiculaire
› Suppression du triangle dentinaire interne de la racine
› Création d'un accès radiculaire direct

EN

Radicular access
› Entrance canal finding
› Expanding the root canal orifice
› Removing the internal dentin root triangle
› Creating a direct radicular access

ES

Acceso radicular
› Localización de la entrada del canal
› Ampliación del orificio del canal radicular
› Eliminación del triángulo radicular de la dentina interna
› Creación de un acceso radicular directo

180GRF

183RF

191RF

HYGIENE

Schleifkörper

Abrasives | Abrasifs | Abrasivos



Typen und Formen 72
EN Types and shapes
FR Types et formes
ES Tipos y formas

Anwendungen 73
EN Applications
FR Utilisations
ES Aplicaciones

Diamond Stone 74-75
EN Diamond Stone
FR Diamond Stone
ES Diamond Stone

Glaze Prep 75
EN Glaze Prep
FR Glaze Prep
ES Preparación de restauraciones para Glaseado

Grün - Siliziumkarbid 76-78
EN Green - silicon carbide
FR Vert - carbure de silice
ES Verde - carburo de silicio

Grün fein - Siliziumkarbid 79
EN Green fine - silicon carbide
FR Vert fins - carbure de silice
ES Verde fino - carburo de silicio

Rosa - Edelkorund 80
EN Pink - high-grade corundum
FR Rose - corindon pur
ES Rosa - corindón

Arkansas 81-82
EN Arkansas
FR Arkansas
ES Arkansas

Arkansas PREP 83
EN Arkansas PREP
FR Arkansas PREP
ES Arkansas PREP

	Drehzahl und Druck		
	Winkelstück RA	**Turbine FG**	**Anpressdruck**
DE	› empfohlen 15‘000 - 25‘000 min^{-1} › maximal 30‘000 min^{-1}	› empfohlen 80‘000 - 100‘000 min^{-1} › maximal 120‘000 min^{-1}	› empfohlen ca. 2 N (ca. 200 g)
	Rotation speed and pressure		
	Right Angle RA	**Friction Grip FG**	**Contact pressure**
EN	› recommended 15‘000 - 25‘000 min^{-1} › max. 30‘000 min^{-1}	› recommended 80‘000 - 100‘000 min^{-1} › max. 120‘000 min^{-1}	› recommended approx. 2 N (approx. 200 g)
	Vitesse de rotation et pression		
	Contre-Angles RA	**Turbine FG**	**Pression de contact**
FR	› recommandé 15‘000 - 25‘000 min^{-1} › max. 30‘000 min^{-1}	› recommandé 80‘000 - 100‘000 min^{-1} › max. 120‘000 min^{-1}	› recommandé env. 2 N (env. 200 g)
	Número de revoluciones y presión de contacto		
	Contraángulo RA	**Turbina FG**	**Presión de contacto**
ES	› recomendado 15‘000 - 25‘000 min^{-1} › máximo 30‘000 min^{-1}	› recomendado 80‘000 - 100‘000 min^{-1} › máximo 120‘000 min^{-1}	› recomendado aprox. 2 N (aprox. 200 g)

TYPEN UND FORMEN
TYPES AND SHAPES

DIAMOND STONE

SD638F	SD650F	SD660F	SD661F	SD662F
Diamond Stone	Diamond Stone	Diamond Stone	Diamond Stone	Diamond Stone
P. 74	P. 74	P. 74	P. 74	P. 75

GLAZE PREP

GP662
Glaze Prep
P. 75

GREEN SILICON CARBIDE

601	602	603	622	638	639	645	649	650	651	652	660
Green	Green	Green	Green	Green	Green	Green	Green	Green	Green	Green	Green
P. 76	P. 76	P. 76	P. 76	P. 76	P. 77	P. 77	P. 77	P. 77	P. 77	P. 77	P. 78

GREEN SILICON CARBIDE

661	662	666	667	671
Green	Green	Green	Green	Green
P. 78	P. 78	P. 78	P. 78	P. 78

GREEN FINE SILICON CARBIDE

601F	638F	645F	649F	661F
Green	Green	Green	Green	Green
P. 79	P. 79	P. 79	P. 79	P. 79

PINK - HIGH-GRADE CORUNDUM

601	649	661	666
Pink	Pink	Pink	Pink
P. 80	P. 80	P. 80	P. 80

ARKANSAS

601	638	645	649	660	661	662	666
Arkansas	Arkansas	Arkansas	Arkansas	Arkansas	Arkansas	Arkansas	Arkansas
P. 81	P. 81	P. 81	P. 81	P. 82	P. 82	P. 82	P. 82

ARKANSAS PREP

6172	6198	6298
Arkansas	Arkansas	Arkansas
P. 83	P. 83	P. 83

HYGIENE

ANWENDUNGEN
APPLICATIONS

VON JOTA EMPFOHLEN RECOMMENDED BY JOTA RECOMMANDÉ PAR JOTA RECOMENDADO POR JOTA	✓	GUT GEEIGNET WELL SUITED BIEN ADAPTÉ BIEN ADAPTADO	✓	GEEIGNET SUITABLE ADAPTÉ ADECUADO

				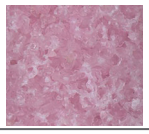		
	Glaze Prep	Grün Green	Grün fein Green fine	Rosa Pink	Arkansas / Prep	Diamond stone
ABKÜRZUNG SCHLEIFKÖRPER ABBREVIATION ABRASIVES ABREVIATURA ABRASIVOS	**GP**	**GRN**	**F.GRN**	**PNK**	**ARK**	**SD**
SEITE | PAGE | PÁGINA	**75**	**76-78**	**79**	**80**	**81-82**	**74-75**
ZAHNSCHMELZ ENAMEL ÉMAIL ESMALTE DENTAL					★	
ZEMENT CEMENT CIMENT CEMENTO					★	
KOMPOSIT COMPOSITE COMPOSITE COMPOSITE	✓			✓	★	✓
HYBRIDKERAMIK HYBRID CERAMICS CÉRAMIQUE HYBRIDE CERÁMICA HÍBRIDA	✓			✓	★	✓
HYBRID ENAMIC HYBRID ENAMIC HYBRIDE ENAMIQUE HÍBRIDO ENAMIC	✓				★	
KUNSTSTOFF ACRYLICS ACRYLIQUES ACRÍLICO		✓	★			
ZIRKONVERSTÄRKTES LITHIUMDISILIKAT ZIRCONIUM REINFORCED LITHIUM DISILICATE DISILICATE DE LITHIUM RENFORCÉ AU ZIRCONIUM DISILICATE DISILICATO DE LITIO REFORZADO CON CIRCONIO	✓	★	✓			✓
LEUZITVERSTÄRKTE KERAMIKEN LEUCITE REINFORCED CERAMICS CÉRAMIQUES RENFORCÉES À LA LEUCITE CERÁMICA REFORZADA CON LEUCITA		✓	✓			★
LITHIUMDISILIKAT LITHIUM DISILICATE DISILICATE DE LITHIUM DISILICATO DE LITIO	✓	✓	✓			★
ZIRKONOXID ZIRCONIUM OXIDE OXYDE DE ZIRCONIUM ÓXIDO DE ZIRCONIO	★					✓
FELDSPATKERAMIK FELDSPAR CERAMICS CÉRAMIQUE FELDSPATHIQUE CERÁMICA DE FELDESPÁTICA	✓	✓	✓	✓		★
NEM-LEGIERUNGEN (AMALGAM) NON PRECIOUS ALLOY ALLIAGE NON PRÉCIEUX ALEACIONES NO PRECIOSAS				✓		✓
EDELMETALL-LEGIERUNGEN PRECIOUS ALLOY ALLIAGE PRÉCIEUX ALEACIONES PRECIOSAS			✓	✓	✓	✓

DIAMOND STONE

DIAMOND STONE

DE	› Sehr lange Standzeiten bis zu 10 mal länger wie herkömmliche Diamantinstrumente › Zur Anpassung von extra- und intraoralen Suprakontakten aus allen keramischen Werkstoffen und Nichtedelmetall-Legierungen › Geringe Wärmeentwicklung ermöglicht Chairside- und intraorale Anwendung › Auch zum verschleifen von Haltestegen geeignet
EN	› Very long service life up to 10 times longer than conventional diamond instruments › Used to adjust extra- and intraoral supracontact of all ceramic material & non precious alloys › Low heat build-up allows chairside and intraoral application › Also suitable for trimming bar attachments
FR	› Très longue durée de vie jusqu'à 10 fois plus longue que les instruments diamantés conventionnels › Utilisé pour ajuster le supracontact extra- et intra-oral de tous les matériaux céramiques et alliages non précieux › Le faible dégagement de chaleur permet une application au fauteuil et en intra-oral › Aussi pour meuler les zones des tiges de fixation
ES	› Vida útil muy larga, hasta 10 veces más que los instrumentos de diamante convencionales › Se utiliza para ajustar el supracontacto extra e intraoral de todos los materiales cerámicos y aleaciones no preciosas › La baja acumulación de calor permite su aplicación en la consulta y en la boca › También indicado para rebajar las barras de sujeción

SD638F

zylindrisch, Seite und Stirn schneidend
cylindrical, side and end cutting

Turbine I Friction Grip

FIGURE	SHANK	REF	Ø
SD638F	FG	805 314 110 514	025
	Winkelstück I Right Angle		
SD638F	RA	805 204 110 514	025
		L mm	6,0
			5

SD650F

konisch (kegelstumpfförmig)
conical (truncated conical)

Turbine I Friction Grip

FIGURE	SHANK	REF	Ø
SD650F	FG	805 314 171 514	028
	Winkelstück I Right Angle		
SD650F	RA	805 204 171 514	028
		L mm	6,0
			5

SD660F

Torpedo, zylindrisch
torpedo, cylindrical

Turbine I Friction Grip

FIGURE	SHANK	REF	Ø
SD660F	FG	805 314 297 514	025
	Winkelstück I Right Angle		
SD660F	RA	805 204 297 514	025
		L mm	7,0
			5

SD661F

Torpedo, zylindrisch
torpedo, cylindrical

Turbine I Friction Grip

FIGURE	SHANK	REF	Ø
SD661F	FG	805 314 288 514	025
	Winkelstück I Right Angle		
SD661F	RA	805 204 288 514	025
		L mm	7,0
			5

NEW PRODUCT

SD662F

Torpedo, zylindrisch
torpedo, cylindrical

Turbine | Friction Grip

FIGURE	SHANK	REF	Ø
SD662F	FG	805 314 297 514	030
	Winkelstück | Right Angle		
SD662F	RA	805 204 297 514	030
		L mm	7.0
			5

Play video

GLAZE PREP

GLAZE PREP

DE

- Für Chairside Behandlungen mit Glaskeramiken, wie etwa IPS e.max CAD.
- Optimal um die Restauration zur Glasur vorzubereiten. Die Oberfläche wird von Schleifspuren geglättet und gleichzeitig angeraut, damit die Glasur beim Auftragen nicht verläuft.
- Auch zum verschleifen von Haltestegen geeignet
- Für die Nacharbeitung von okklusalen Kontaktpunkten bei vollanatomischen Zirkondioxidkronen.

EN

- For chairside treatment with glass ceramic like IPS e.max CAD
- For optimally preparing the restoration for glazing. Smoothes finishing striations on the surface and simultaneously roughens the surface, so that the glaze does not run during application.
- Also suitable for trimming bar attachments
- Can also be used for adjusting occlusal contact points with fully anatomical zirconia crowns.

FR

- Pour le traitement au fauteuil sur vitro-céramique par example IPS e.max CAD
- Est optimale pour préparer la restauration pour un glaçage. La surface est rendue lisse en supprimant les traces de meulage et en même temps elle est rendue rugueuse pour que la glaçure ne coule pas lors de l'application.
- Aussi pour meuler les zones des tiges de fixation
- Également adapté pour les retouches occlusales sur les couronnes anatomiques en zircone.

ES

- Para el tratamiento en clínica con cerámica de vidrio tal como IPS e.max CAD
- Es óptima para preparar las restauraciones para el glaseado. Se alisan los rastros de los instrumentos abrasivos de la superficie y, al mismo tiempo, se asperiza para que el glaseado no se corra al aplicarlo.
- También indicado para rebajar las barras de sujeción
- También para el repasado de puntos de contacto oclusales en coronas de dióxido de circonio con anatomía completa.

GP662

Torpedo, zylindrisch
torpedo, cylindrical

Winkelstück | Right Angle

FIGURE	SHANK	REF	Ø
GP662	RA	655 204 288 526	035
		L mm	7,5
			2
			15.000-25.000 rpm

GRÜN SILIZIUMKARBID
GREEN SILICON CARBIDE

DE	Siliziumkarbid für die Bearbeitung von Keramik und Kunststoffen.
EN	Silicon carbide for preparing porcelain and acrylics.
FR	Carbure de silicium pour l'usinage de la céramique et de la résine.
ES	Carburo de silico para la preparación de cerámica y resinas.

601.GRN

kugelförmig (rund)
spherical (round)

Turbine | Friction Grip

FIGURE	SHANK	REF	Ø
601	FG	655 314 001 523	030
	Winkelstück | Right Angle		
601	RA	655 204 001 523	030
			5

602.GRN

kugelförmig (rund)
spherical (round)

Winkelstück | Right Angle

FIGURE	SHANK	REF	Ø
602	RA	655 204 001 523	040
			5

603.GRN

kugelförmig (rund)
spherical (round)

Winkelstück | Right Angle

FIGURE	SHANK	REF	Ø
603	RA	655 204 001 523	050
			5

622.GRN

Rad
wheel

Winkelstück | Right Angle

FIGURE	SHANK	REF	Ø
622	RA	655 204 042 523	065
		L mm	2,0
			5

638.GRN

zylindrisch, Seite und Stirn schneidend
cylindrical, side and end cutting

Winkelstück | Right Angle

FIGURE	SHANK	REF	Ø
638	RA	655 204 110 523	025
		L mm	6,0
			5

639.GRN

zylindrisch, Seite und Stirn schneidend
cylindrical, side and end cutting

Winkelstück | Right Angle

FIGURE	SHANK	REF	Ø
639	RA	655 204 110 523	035
		L mm	6,0
			5

645.GRN

konisch
conical

Turbine | Friction Grip

FIGURE	SHANK	REF	Ø
645	FG	655 314 161 523	028
	Winkelstück | Right Angle		
645	RA	655 204 161 523	028
		L mm	7,0
			5

649.GRN

konisch (kegelstumpfförmig)
conical (truncated conical)

Turbine | Friction Grip

FIGURE	SHANK	REF	Ø
649	FG	655 314 171 523	025
	Winkelstück | Right Angle		
649	RA	655 204 171 523	025
		L mm	6,0
			5

650.GRN

konisch (kegelstumpfförmig)
conical (truncated conical)

Winkelstück | Right Angle

FIGURE	SHANK	REF	Ø
650	RA	655 204 171 523	028
		L mm	6,0
			5

651.GRN

konisch (kegelstumpfförmig)
conical (truncated conical)

Winkelstück | Right Angle

FIGURE	SHANK	REF	Ø
651	RA	655 204 171 523	032
		L mm	6,0
			5

652.GRN

konisch (kegelstumpfförmig)
conical (truncated conical)

Winkelstück | Right Angle

FIGURE	SHANK	REF	Ø
652	RA	655 204 173 523	035
		L mm	10,5
			5

660.GRN

Torpedo, zylindrisch
torpedo, cylindrical

Turbine | Friction Grip

FIGURE	SHANK	REF	Ø
660	FG	655 314 297 523	025
	Winkelstück | Right Angle		
660	RA	655 204 297 523	025
		L mm	7,0
			5

661.GRN

Torpedo, zylindrisch
torpedo, cylindrical

Turbine | Friction Grip

FIGURE	SHANK	REF	Ø
661	FG	655 314 288 523	025
	Winkelstück | Right Angle		
661	RA	655 204 288 523	025
		L mm	7,0
			5

662.GRN

Torpedo, zylindrisch
torpedo, cylindrical

Turbine | Friction Grip

FIGURE	SHANK	REF	Ø
662	FG	655 314 288 523	035
	Winkelstück | Right Angle		
662	RA	655 204 288 523	035
		L mm	7,5
			5

666.GRN

Knospe, schlank
bud, slender

Turbine | Friction Grip

FIGURE	SHANK	REF	Ø
666	FG	655 314 257 523	025
	Winkelstück | Right Angle		
666	RA	655 204 257 523	025
		L mm	6,5
			5

667.GRN

Knospe, schlank
bud, slender

Winkelstück | Right Angle

FIGURE	SHANK	REF	Ø
667	RA	655 204 257 523	035
		L mm	7,0
			5

671.GRN

Knospe, rund, lang
bud, rounded, long

Winkelstück | Right Angle

FIGURE	SHANK	REF	Ø
671	RA	655 204 266 523	060
		L mm	10,0
			5

GRÜN FEIN - SILIZIUMKARBID
GREEN FINE - SILICON CARBIDE

DE	Siliziumkarbid für die Bearbeitung von Keramik und Kunststoffen.
EN	Silicon carbide for preparing porcelain and acrylics.
FR	Carbure de silicium pour l'usinage de la céramique et de la résine.
ES	Carburo de silico para la preparación de cerámica y resinas.

601F.GRN

kugelförmig (rund)
spherical (round)

Turbine | Friction Grip

FIGURE	SHANK	REF	Ø
601F	FG	655 314 001 513	030
	Winkelstück | Right Angle		
601F	RA	655 204 001 513	030
		5	

638F.GRN

zylindrisch, Seite und Stirn schneidend
cylindrical, side and end cutting

Turbine | Friction Grip

FIGURE	SHANK	REF	Ø
638F	FG	655 314 110 513	025
		L mm	6,0
		5	

645F.GRN

konisch, spitz
conical, pointed

Turbine | Friction Grip

FIGURE	SHANK	REF	Ø
645F	FG	655 314 161 513	025
	Winkelstück | Right Angle		
645F	RA	655 204 161 513	025
		L mm	8,5
		5	

649F.GRN

konisch (kegelstumpfförmig)
conical (truncated conical)

Winkelstück | Right Angle

FIGURE	SHANK	REF	Ø
649F	RA	655 204 171 513	025
		L mm	6,0
		5	

661F.GRN

Torpedo, zylindrisch
torpedo, cylindrical

Turbine | Friction Grip

FIGURE	SHANK	REF	Ø
661F	FG	655 314 288 513	025
	Winkelstück | Right Angle		
661F	RA	655 204 288 513	025
		L mm	7,0
		5	

ROSA - EDELKORUND
PINK - HIGH-GRADE CORUNDUM

DE	Edelkorund zur Bearbeitung von mittelharten Metall-Legierungen und Metall.
EN	High-grade corundum for preparing medium-hard metal alloys and metal.
FR	Corindon pur pour l'usinage d'alliages métalliques de dureté moyenne et du métal.
ES	Corindón para la preparación de aleaciones de metal de dureza media y metal.

601.PNK

kugelförmig (rund)
spherical (round)

Winkelstück | Right Angle

FIGURE	SHANK	REF	Ø
601	RA	625 204 001 523	030
			5

649.PNK

konisch (kegelstumpfförmig)
conical (truncated conical)

Winkelstück | Right Angle

FIGURE	SHANK	REF	Ø
649	RA	625 204 171 523	025
		L mm	6,0
			5

661.PNK

Torpedo, zylindrisch
torpedo, cylindrical

Winkelstück | Right Angle

FIGURE	SHANK	REF	Ø
661	RA	625 204 288 523	025
		L mm	7,0
			5

666.PNK

Knospe, schlank
bud, slender

Winkelstück | Right Angle

FIGURE	SHANK	REF	Ø
666	RA	625 204 257 523	025
		L mm	6,5
			5

ARKANSAS
ARKANSAS

DE	› Feinstbearbeitung / Polieren von Füllungsmaterialien, insbesondere Kunststofffüllungen (Composite) › Feinstentfernung von von Klebe- und Zementresten, nachdem die Brackets und die Bänder abgelöst wurden
EN	› Finest grinding / polishing of filling materials and all composite-filling materials › Fine removal of adhesive and cement residues after the brackets and bands have been removed
FR	› Micropolissae / polissage d'obturations, en particulier les d'obturations en résines (composite) › Élimination fine des résidus d'adhésif et de ciment après le retrait des supports et des bandes
ES	› Superacabado / pulido de obturaciones, en especial las de resina (resinas) › Eliminación fina de residuos de adhesivo y cemento después de retirar los brackets y las bandas
APPLICATION & HYGIENE	

601.ARK

kugelförmig (rund)
spherical (round)

Turbine I Friction Grip

FIGURE	SHANK	REF	Ø
601	FG	635 314 001 505	030
	Winkelstück I Right Angle		
601	RA	635 204 001 505	030
			5

638.ARK

zylindrisch, Seite und Stirn schneidend
cylindrical, side and end cutting

Turbine I Friction Grip

FIGURE	SHANK	REF	Ø
638	FG	635 314 110 505	025
	Winkelstück I Right Angle		
638	RA	635 204 110 505	025
		L mm	6,0
			5

645.ARK

konisch, spitz
conical, pointed

Turbine I Friction Grip

FIGURE	SHANK	REF	Ø
645	FG	635 314 161 505	028
	Winkelstück I Right Angle		
645	RA	635 204 161 505	028
		L mm	7,0
			5

649.ARK

konisch (kegelstumpfförmig)
conical (truncated conical)

Turbine I Friction Grip

FIGURE	SHANK	REF	Ø
649	FG	635 314 171 505	025
	Winkelstück I Right Angle		
649	RA	635 204 171 505	025
		L mm	6,0
			5

660.ARK

Torpedo, zylindrisch
torpedo, cylindrical

Turbine | Friction Grip

FIGURE	SHANK	REF	Ø
660	FG	635 314 297 505	025
	Winkelstück | Right Angle		
660	RA	635 204 297 505	025
		L mm	7,0
			5

661.ARK

Torpedo, zylindrisch
torpedo, cylindrical

Turbine | Friction Grip

FIGURE	SHANK	REF	Ø
661	FG	635 314 288 505	025
	Winkelstück | Right Angle		
661	RA	635 204 288 505	025
		L mm	7,0
			5

662.ARK

Torpedo, zylindrisch
torpedo, cylindrical

Turbine | Friction Grip

FIGURE	SHANK	REF	Ø
662	FG	635 314 297 505	030
	Winkelstück | Right Angle		
662	RA	635 204 297 505	030
		L mm	7,0
			5

666.ARK

Knospe, schlank
bud, slender

Turbine | Friction Grip

FIGURE	SHANK	REF	Ø
666	FG	635 314 257 505	025
	Winkelstück | Right Angle		
666	RA	635 204 257 505	025
		L mm	6,5
			5

ARKANSAS PREP

ARKANSAS PREP

DE	› Nachbearbeiten von Zahnhartsubstanzen wie das Glätten von Präparationsstümpfen nach der Bearbeitung mit Diamantinstrumenten › Entfernen von Zementresten von provisorischen Restaurationen als Basis für ein optimale Adhäsion der permanenten Restauration › Finieren und Feinstbearbeitungen von Komposit und Glasionomerzement Materialien sowie Keramik
EN	› Post-processing of hard tooth substances such as smoothing of preparation stumps after processing with diamond instruments › Removal of cement residues from temporary restorations as the basis for optimal adhesion of the permanent restoration › Finishing and fine adjustment of composite and glass ionomer cement materials and ceramics
FR	› Post-traitement des substances dentaires dures, comme le lissage des moignons de préparation après traitement avec des instruments diamantés. › Élimination des résidus de ciment des restaurations provisoires comme base pour une adhésion optimale de la restauration permanente › Finition et ajustement fin des matériaux de ciment composite et verre ionomère et des céramiques
ES	› Procesamiento posterior de las sustancias dentales duras, como el alisado de los muñones de la preparación después del procesamiento con instrumentos de diamante › Eliminación de los restos de cemento de las restauraciones provisionales como base para una adhesión óptima de la restauración permanente › Acabado y ajuste fino de materiales de cemento de ionómero de vidrio y de cerámica

6172.ARK

zylindrisch
cylindrical

Turbine | Friction Grip

FIGURE	SHANK	REF	Ø
6172	FG	635 314 172 505	023
	Winkelstück | Right Angle		
6172	RA	635 204 172 505	023
		L mm	8,0
			5

6198.ARK

konisch, Stirn rund
conical, end domed

Turbine | Friction Grip

FIGURE	SHANK	REF	Ø
6198	FG	635 314 198 505	023
	Winkelstück | Right Angle		
6198	RA	635 204 198 505	023
		L mm	8,0
			5

6298.ARK

Torpedo, konisch
torpedo, conical

Turbine | Friction Grip

FIGURE	SHANK	REF	Ø
6298	FG	635 314 298 505	023
	Winkelstück | Right Angle		
6298	RA	635 204 298 505	023
		L mm	8,0
			5

Polierer

Polishers | Polissoirs | Pulidores



Typen und Formen 86-87
EN Types and shapes
FR Types et formes
ES Tipos y formas

Anwendungsempfehlungen 88-89
EN Application-Guidelines
FR Application - Lignes directrices
ES Aplicación-Directrices

Diamantpolierer für Komposit 90-91
EN Diamond polishers for composite
FR Polissoirs diamantés pour composites
ES Pulidores diamantados para composite

Silikonpolierer für Komposit 92-93
EN Silicon polisher for composite
FR Polissoirs en silicon pour composite
ES Pulidores de silicona para composite

Polierer für Makrokomposit und Metall 94
EN Polishers for macro composite and metal
FR Polissoirs pour composites macro et métaux
ES Pulidores para macrocompuestos y metales

Universelle Silikonpolierer / Träger 95
EN Universal silicon polisher / Mandrel
FR Polissoirs universels en silicone / Mandrins
ES Pulidoras universales de silicona / Mandriles

Diamantpolierer für Keramik 96-98
EN Diamond polishers for ceramic
FR Polissoirs diamantés pour céramique
ES Pulidores diamantados para cerámica

Silikonpolierer für Keramik 99
EN Silicone polisher for ceramic
FR Polissoirs en silicone pour céramique
ES Pulidores de silicona para cerámica

Diamantpolierer für Lithiumdisilikat 100
EN Diamond polishers for lithium disilicate
FR Polissoirs diamantés pour disilicate de lithium
ES Pulidores diamantados para disilicato de litio

Diamantpolierer für Zirkonoxid 101-102
EN Diamond polishers for zirconium oxide
FR Polissoirs diamantés pour l'oxyde de zirconium
ES Pulidores diamantados para óxido de circonio

Polierer für Metall 103-104
EN Metal polisher
FR Polissoirs pour métaux
ES Pulidoras para metales

Imprägnierte Bürsten 105
EN Prophylaxis polishers
FR Polissoirs de prophylaxie
ES Pulidores de profilaxis

Einwegbürsten 105
EN Single-use brushes
FR Brosses à usage unique
ES Cepillos de un solo uso

Prophylaxe Polierer 106
EN Impregnated brushes
FR Brosses imprégnées
ES Cepillos impregnados

Adhäsivreste-Entferner 107
EN Adhesive residue removers
FR Élimination de résidus d'adhésifs
ES Removedores de residuos de adhesivos

TYPEN UND FORMEN
TYPES AND SHAPES

Diamantpolierer Komposit / Diamond polishers for composite / Polissoirs diamantés pour composites / Pulidores diamantados para composite



9831	9834	9832	9833	9765F	9837	9825	9828	9826	9827	9765M	9829
P. 90	P. 90	P. 90	P. 90	P. 90	P. 90	P. 91	P. 91	P. 91	P. 91	P. 91	P. 91
STEP 1						STEP 2					

Silikonpolierer Komposit / Silicon polishers for composite / Polissoirs en silicon pour composite / Pulidores de silicona para composite

9122M	9121M	9123M	9124M	9122F	9121F	9123F	9124F
P. 92	P. 92	P. 92	P. 92	P. 93	P. 93	P. 93	P. 93
STEP 1				STEP 2			

Polierer Makrokomposit & Metall / Polishers macro composite & metal / Polissoirs composites macro et métaux/ Pulidores macrocompuestos y metales

9142EF	9141EF	9140EF	9143EF	9145EF
P. 94	P. 94	P. 94	P. 94	P. 94

Universeller Silikonpolierer / Universal silicon polisher / Polissoirs universels en silicone / Pulidoras universales de silicona

9109M	303	9119M	9112M	9113M	9111M	9114M	9115M
P. 95	P. 95	P. 95	P. 95	P. 95	P. 95	P. 95	P. 95

Diamantpolierer Keramik / Diamond polishers for ceramic / Polissoirs diamantés pour céramique / Pulidores diamantados para cerámica

9812G	9813G	9814G	9811G	9805G	9812M	9813M	9814M	9811M	9805M
P. 96	P. 96	P. 96	P. 96	P. 97	P. 97	P. 97	P. 97	P. 97	P. 97
STEP 1					STEP 2				



9812F	9813F	9814F	9811F	9805F
P. 98	P. 98	P. 98	P. 98	P. 98
STEP 3				

Silikonpolierer Keramik / Silicone polisher for ceramic / Polissoirs en silicone pour céramique / Pulidores de silicona para cerámica

9133G	9134G	9133M	9134M	9133F	9134F
P. 99	P. 99	P. 99	P. 99	P. 99	P. 99
STEP 1		STEP 2		STEP 3	

Diamantpolierer Lithiumdisilikat / Diamond polishers lithium disilicate / Polissoirs diamantés disilicate de lithium / Pulidores diamantados disilicato de litio

LS9871M	LS9872M	LS9873M	LS9871F	LS9872F	LS9873F
P. 100	P. 100	P. 100	P. 100	P. 100	P. 100
STEP 1			STEP 2		

Diamantpolierer Zirkonoxid / Diamond polishers zirconium oxide / Polissoirs diamantés l'oxyde de zirconium / Pulidores diamantados óxido de circonio

ZIR9861M	ZIR9862M	ZIR9863M	ZIR9861F	ZIR9862F	ZIR9863F
P. 101	P. 101	P. 101	P. 101	P. 102	P. 102
STEP 1			STEP 2		

Polierer für Metall / Metal polisher /Polissoirs pour métaux / Pulidoras para metales

9501G	9502G	9504G	9501M	9503M	9504M	9507M	9150	9501F	9504F	9144F
P. 103	P. 103	P. 103	P. 104	P. 104	P. 104	P. 104	P. 104	P.104	P. 104	P. 104
STEP 1			STEP 2					STEP 3		

Prophylaxe Polierer/Prophylaxis polishers/Polissoirs prophylaxie/Pulidores profilaxis

Impräg. Bürsten / Impregnated brushes/Brosses imprégnées/Cepillos impregnados

9991F	9991EF	9993M	9997M	1110	1111	1112
P. 106	P. 106	P. 106	P. 106	P. 105	P. 105	P. 105

Einwegbürsten/Single-use brushes/Brosses à usage unique/ Cepillos de un solo uso

Klebstoff-Entferner / Adhesive removers/ Décapant d'adhésifs / Eliminador adhesivos

1101M	1102F	9360	9361	9362	9363
P. 105	P. 105	P. 107	P. 107	P. 107	P. 107

ANWENDUNGSEMPFEHLUNGEN
APPLICATION-GUIDELINES



SEITE | PAGE | PÁGINA	90-91	92 - 94	95	96 - 98
COMPOSITE	✓		✓	
HYBRID CERAMICS		✓	✓	✓
HYBRID ENAMIC				
ACRYLICS			✓	

ZIRCONIUM REINFORCED LITHIUM DISILICATE		✓		✓
LEUCITE REINFORCED CERAMICS		✓		✓
LITHIUM DISILICATE		✓	✓	✓
ZIRCONIUM OXIDE				
FELDSPAR CERAMICS		✓	✓	✓
OXIDE CERAMICS			✓	

AMALGAM NON PRECIOUS ALLOY			✓	
TITANIUM				
PRECIOUS ALLOY			✓	
DIAMOND POLISHERS	◇			◇

	VON JOTA EMPFOHLEN RECOMMENDED BY JOTA RECOMMANDÉ PAR JOTA RECOMENDADO POR JOTA	GUT GEEIGNET WELL SUITED BIEN ADAPTÉ BIEN ADAPTADO	GEEIGNET SUITABLE ADAPTÉ ADECUADO

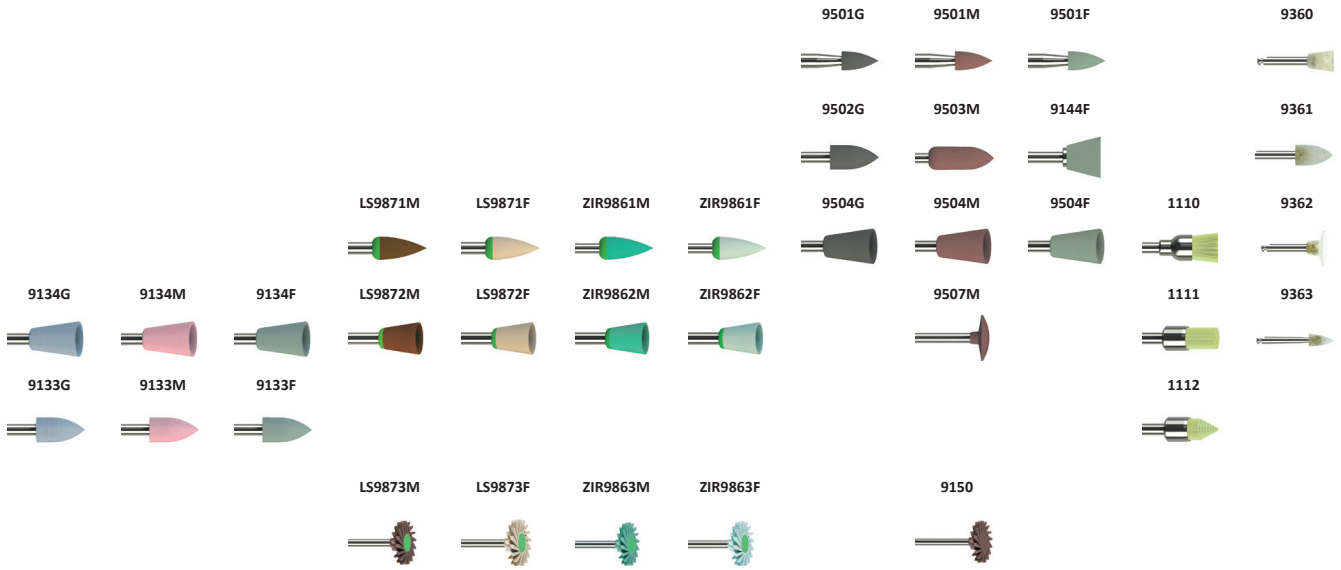

99	100	101 - 102	103- 104	105	107
				✓	●
				✓	
				✓	
				✓	

		●			
	●			✓	
		✓			
				✓	
				✓	

●			●	✓	
✓			●		
●			●	✓	
	◇	◇			

DIAMANTPOLIERER FÜR KOMPOSIT
DIAMOND POLISHERS FOR COMPOSITE

DE	Diamantpolierer der optional als Vorstufe verwendet werden kann um noch professionellere Resultate zu erzielen. Auch als Kit 1394 erhältlich. Stufe 1 - Grün: Formen und glätten 7'000 – 10'000 rpm Stufe 2 - Grau: Hochglanzpolieren 3'000 – 8'000 rpm
EN	Diamond polisher that can optionally be used as a preliminary stage to achieve even more professional results. Also available in the kit 1394. Step 1 - Green: contouring and smoothing 7'000 – 10'000 rpm Step 2 - Grey: high-lustre polishing 3'000 – 8'000 rpm
FR	Polissoir diamanté qui peut être utilisé en option comme étape préliminaire pour obtenir des résultats encore plus professionnels. Egalement disponible en kit 1394. Étape 1 – Vert: sculpture et lissage 7'000 à 10'000 rpm Étape 2 - Gris : Brillantage 3'000 – 8'000 rpmv
ES	Pulidora diamantada que puede utilizarse opcionalmente como fase previa para conseguir resultados aún más profesionales. También disponible dentro del Kit 1394. Fase 1 - Verde: Contorneado y alisado 7'000 – 10'000 rpm Fase 2 - Gris: Alto brillo 3'000 – 8'000 rpm
APPLICATION & HYGIENE	
ROTATION SPEED	3'000 - 10'000 rpm / max. 20'000 rpm

9825
Flamme
flame

Winkelstück | Right Angle

FIGURE	SHANK	REF	Ø
9825	RA	803 204 243 525	030
		L mm	6,5
			2

9828
Flamme
flame

Winkelstück | Right Angle

FIGURE	SHANK	REF	Ø
9828	RA	803 204 243 525	040
		L mm	10,0
			2

9826
umgekehrter Hohlkegel
inverted cone hollow

Winkelstück | Right Angle

FIGURE	SHANK	REF	Ø
9826	RA	803 204 030 525	060
		L mm	6,5
			2

9827
Linse
lens

Winkelstück | Right Angle

FIGURE	SHANK	REF	Ø
9827	RA	803 204 304 525	100
		L mm	0,7
			2

NEW PRODUCT

9765M
OCCLUPOL
OCCLUPOL

Winkelstück | Right Angle

FIGURE	SHANK	REF	Ø
9765M	RA	803 204 000 525	055
		L mm	8,8
			2

NEW PRODUCT

9829
Swivel
swivel

Winkelstück | Right Angle

FIGURE	SHANK	REF	Ø
9829	RA	803 204 543 525	110
9829	RA	803 204 543 525	140
		L mm	1,6
		↺	3'000- 8'000 rpm
			2

DE	Einstufiger Hochleistungsdiamantpolierer für das Finieren und Hochglanzpolieren aller Komposite. Glätten | 7'000 - 10'000 rpm / Polieren | 3'000 - 8'000 rpm
EN	One-step high performance diamond polisher for finishing and mirror finishing of all composite. Skimming | 7'000 - 10'000 rpm / Polishing | 3'000 - 8'000 rpm
FR	Polissoir diamanté en une étape et à hautes performances pour la finition et le brillantage de tous composites. Lissage | 7'000 - 10'000 rpm / Polissage | 3'000 - 8'000 rpm
ES	Pulidor diamantado de un solo paso de alto rendimiento para el acabado y alto brillo de todos los composites. Alisado | 7'000 - 10'000 rpm / Pulido | 3'000 - 8'000 rpm
APPLICATION & HYGIENE	
ROTATION SPEED	3'000 - 10'000 rpm / max. 20'000 rpm

9831

Flamme
flame

Winkelstück | Right Angle

FIGURE	SHANK	REF	Ø
9831	RA	803 204 243 502	030
		L mm	6,5
			2

9834

Flamme
flame

Winkelstück | Right Angle

FIGURE	SHANK	REF	Ø
9834	RA	803 204 243 502	040
		L mm	10,0
			2

9832

umgekehrter Hohlkegel
inverted cone hollow



Winkelstück | Right Angle

FIGURE	SHANK	REF	Ø
9832	RA	803 204 030 502	060
		L mm	6,5
			2

9833

Linse
lens

Winkelstück | Right Angle

FIGURE	SHANK	REF	Ø
9833	RA	803 204 304 502	100
		L mm	0,7
			2

NEW PRODUCT

9765F

OCCLUPOL
OCCLUPOL

Play video

Winkelstück | Right Angle

FIGURE	SHANK	REF	Ø
9765F	RA	803 204 000 502	055
		L mm	8,8
			2

9837

Swivel
swivel

Winkelstück | Right Angle

FIGURE	SHANK	REF	Ø
9837	RA	803 204 543 503	110
9837	RA	803 204 543 503	140
		L mm	1,6
		↺	3'000- 8'000 rpm
			2

SILIKONPOLIERER FÜR KOMPOSIT
SILICONE POLISHER FOR COMPOSITE

DE	**Silikonpolierer** › Zweistufig Silikonpolierersystem zum Glätten und Polieren von Komposit. › Hellblau: Glätten & Vorpolieren / gelb: Polieren.
EN	**Silicone polishers** › Two-step silicone polishing system for material smoothing and polishing of composite. › Light blue: smoothing and pre-polishing / yellow: polishing.
FR	**Polissoirs en silicone** ›Système de polissoirs en silicone à deux étapes, pour le lissage et le brillantage du composite. ›Bleu clair: lissage et pré-polissage / jaune: polissage.
ES	**Pulidor siliconado** ›Sistema de Pulido de Composite de dos pasos, para pulido Inicial y pulido final. ›Azul claro: pulido inicial / amarillo: pulido final.
APPLICATION & HYGIENE	
ROTATION SPEED	5‘000 - 10‘000 rpm / max. 20‘000 rpm

9121M

Flamme
flame

Winkelstück | Right Angle

FIGURE	SHANK	REF	Ø
9121M	RA	685 204 243 522	050
		L mm	10,0
			5

9122M

Flamme
flame



Winkelstück | Right Angle

FIGURE	SHANK	REF	Ø
9122M	RA	685 204 243 522	030
		L mm	7,5
			5

9123M

umgekehrter Hohlkegel
inverted cone hollow

Winkelstück | Right Angle

FIGURE	SHANK	REF	Ø
9123M	RA	685 204 030 522	070
		L mm	10,0
			5

9124M

Linse
lens

Winkelstück | Right Angle

FIGURE	SHANK	REF	Ø
9124M	RA	685 204 304 522	110
		L mm	2,5
			5

9121F

Flamme
flame

Winkelstück | Right Angle

FIGURE	SHANK	REF	Ø
9121F	RA	685 204 243 512	050
		L mm	10,0
			5

9122F

Flamme
flame

Winkelstück | Right Angle

FIGURE	SHANK	REF	Ø
9122F	RA	685 204 243 512	030
		L mm	7,5
			5

9123F

umgekehrter Hohlkegel
inverted cone hollow



Winkelstück | Right Angle

FIGURE	SHANK	REF	Ø
9123F	RA	685 204 030 512	070
		L mm	10,0
			5

9124F

Linse
lens

Winkelstück | Right Angle

FIGURE	SHANK	REF	Ø
9124F	RA	685 204 304 512	110
		L mm	2,5
			2

1899 - SILICON POLISHER COMPOSITE
auf Seite | on page | à la page | en la página 155

POLIERER FÜR MAKROKOMPOSIT UND METALL
POLISHERS FOR MACRO COMPOSITE AND METAL

APPLICATION & HYGIENE	
ROTATION SPEED	7'000 rpm

9142EF

Torpedo, konisch
torpedo, conical

Winkelstück | Right Angle

FIGURE	SHANK	REF	Ø
9142EF	RA	652 204 297 502	030
		L mm	6,0
			5

9141EF

Torpedo, konisch
torpedo, conical

Winkelstück | Right Angle

FIGURE	SHANK	REF	Ø
9141EF	RA	652 204 299 502	050
		L mm	10,0
			5

9140EF

Knospe schlank
bud slender



Winkelstück | Right Angle

FIGURE	SHANK	REF	Ø
9140EF	RA	652 204 257 502	055
		L mm	15,0
			5

9143EF

umgekehrter Hohlkegel
inverted cone hollow

Winkelstück | Right Angle

FIGURE	SHANK	REF	Ø
9143EF	RA	652 204 030 502	060
		L mm	10,0
			5

9145EF

Linse mit Ansatz
lens with collar

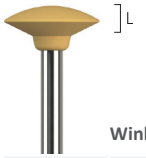

Winkelstück | Right Angle

FIGURE	SHANK	REF	Ø
9145EF	RA	652 204 310 502	100
		L mm	3,0
			5

UNIVERSELLER SILIKONPOLIERER
UNIVERSAL SILICON POLISHER

APPLICATION & HYGIENE	
ROTATION SPEED	7'000-10'000 rpm max. 20'000 rpm

9109M
umgekehrter Hohlkegel
inverted cone hollow

L

*in combination with mandrel **303.RA.050**

Winkelstück | Right Angle

FIGURE	SHANK	REF	Ø
9109M	UM	658 900 030 533	110
		L mm	6,4
			5

9119M
Flamme
flame

L

Winkelstück | Right Angle

FIGURE	SHANK	REF	Ø
9119M	RA	658 204 243 523	030
		L mm	7,5
			5

9113M
Flamme
flame

L

Winkelstück | Right Angle

FIGURE	SHANK	REF	Ø
9113M	RA	658 204 243 523	050
		L mm	10,0
			5

9114M
umgekehrter Hohlkegel
inverted cone hollow

L

Winkelstück | Right Angle

FIGURE	SHANK	REF	Ø
9114M	RA	658 204 030 523	070
		L mm	10,0
			2

TRÄGER
MANDREL

303
Träger
mandrel

L

Winkelstück | Right Angle

FIGURE	SHANK	REF	Ø
303	RA	312 204 603 391	050
		L mm	5,0
			5
		Application	

9112M
Flamme
flame

L

Winkelstück | Right Angle

FIGURE	SHANK	REF	Ø
9112M	RA	658 204 243 523	045
		L mm	10,0
			5

9111M
Flamme
flame

L

Winkelstück | Right Angle

FIGURE	SHANK	REF	Ø
9111M	RA	658 204 243 523	055
		L mm	15,0
			5

9115M
umgekehrter Hohlkegel
inverted cone hollow

L

Winkelstück | Right Angle

FIGURE	SHANK	REF	Ø
9115M	RA	658 204 030 523	090
		L mm	8,0
			5

DIAMANTPOLIERER FÜR KERAMIK

DIAMOND POLISHERS FOR CERAMIC

DE	**Diamantpolierer** › Diamantpolieressystem in drei Stufen zum Abtragen, Glätten und Hochglanzpolieren von Keramik. › Auch für Metalle geeignet- nach dem Arbeiten auf Metallen, den Polierer abziehen um Streifenbildung auf der Keramik zu vermeiden. › Blau: Abtragen / pink: Glätten & Vorpolieren / grau: Hochglanzpolieren.
EN	**Diamond polishers** › Three-step diamond polishing system for material removal, smoothing and high-lustre polishing of porcelain. › Aalso suitable for metals – after use on metals, clean the polishers to prevent striation marks forming on the porcelain › Blue: material removal / pink: smoothing and pre-polishing / grey: high-lustre polishing
FR	**Polissoirs diamantés** › Système de polissoirs diamantés à trois étapes, pour l'enlèvement de matériau, le lissage et le brillantage de la céramique. › Adaptés également pour les métaux – après l'usinage des métaux, dresser le polissoir afin d'éviter la formation de traces sur la céramique. › Bleu : enlèvement de matériau / rose : lissage et pré-polissage / gris: brillantage.
ES	**Pulidor de diamante** › Sistema de pulido de diamante en tres fases para la abrasión, alisado y alto brillo en cerámica › También se pueden utilizar en metal, recomendándose luego del uso en este material, que los mismos sean limpiados para evitar manchas o rayas en la cerámica › Azul "G" 1º Paso= Suavizado / Rosa "M"2º Paso= Pulido Inicial / Gris "F" 3º Paso= Pulido de alto brillo
APPLICATION & HYGIENE	
ROTATION SPEED	7'000 - 12'000 rpm / max. 20'000 rpm

9812G

Flamme
flame

Winkelstück | Right Angle

FIGURE	SHANK	REF	Ø
9812G	RA	803 204 243 534	040
		L mm	10,0
			2

9813G

umgekehrter Hohlkegel
inverted cone hollow

Winkelstück | Right Angle

FIGURE	SHANK	REF	Ø
9813G	RA	803 204 030 534	060
		L mm	7,5
			2

9814G

Linse
lens

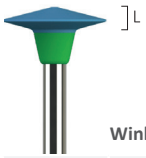

Winkelstück | Right Angle

FIGURE	SHANK	REF	Ø
9814G	RA	803 204 304 534	100
		L mm	2,5
			2

NEW PRODUCT

9811G

OCCLUPOL
OCCLUPOL

Winkelstück | Right Angle

FIGURE	SHANK	REF	Ø
9811G	RA	803 204 000 534	055
		L mm	8,8
			2

NEW PRODUCT

9805G

Swivel
swivel

Winkelstück | Right Angle

FIGURE	SHANK	REF	Ø
9805G	RA	803 204 543 534	140
		L mm	1,6
		↺	3'000- 8'000 rpm
			2

9813M

umgekehrter Hohlkegel
inverted cone hollow

Winkelstück | Right Angle

FIGURE	SHANK	REF	Ø
9813M	RA	803 204 030 524	060
		L mm	7,5
			2

NEW PRODUCT

9812M

Flamme
flame



Winkelstück | Right Angle

FIGURE	SHANK	REF	Ø
9812M	RA	803 204 243 524	040
		L mm	10,0
			2

9814M

Linse
lens

Winkelstück | Right Angle

FIGURE	SHANK	REF	Ø
9814M	RA	803 204 304 524	100
		L mm	2,5
			2

NEW PRODUCT

9811M

OCCLUPOL
OCCLUPOL



Winkelstück | Right Angle

FIGURE	SHANK	REF	Ø
9811M	RA	803 204 000 524	055
		L mm	8,8
			2

9805M

Swivel
swivel



Winkelstück | Right Angle

FIGURE	SHANK	REF	Ø
9805M	RA	803 204 543 524	140
		L mm	1,6
		↺	3'000- 8'000 rpm
			2



1399 - „3 STEP“ CERAMIC POLISHING
auf Seite I on page I à la page I en la página 157

9812F

Flamme
flame

Winkelstück | Right Angle

FIGURE	SHANK	REF	Ø
9812F	RA	803 204 243 514	040
		L mm	10,0
			2

9813F

umgekehrter Hohlkegel
inverted cone hollow

Winkelstück | Right Angle

FIGURE	SHANK	REF	Ø
9813F	RA	803 204 030 514	060
		L mm	7,5
			2

9814F

Linse
lens

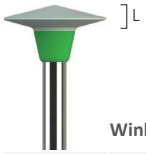

Winkelstück | Right Angle

FIGURE	SHANK	REF	Ø
9814F	RA	803 204 304 514	100
		L mm	2,5
			2

NEW PRODUCT

9811F

OCCLUPOL
OCCLUPOL

Winkelstück | Right Angle

FIGURE	SHANK	REF	Ø
9811F	RA	803 204 000 514	055
		L mm	8,8
			2

NEW PRODUCT

9805F

Swivel
swivel

Winkelstück | Right Angle

FIGURE	SHANK	REF	Ø
9805F	RA	803 204 543 514	140
		L mm	1,6
		↺	3'000- 8'000 rpm
			2

SILIKONPOLIERER FÜR KERAMIK
SILICONE POLISHER FOR CERAMIC

DE	**Silikonpolierer** › Dreistufiges Silikonpolierersystem zum Abtragen, Glätten und Polieren von Keramik. › Hellgrau: Abtragen / pink: Glätten & Vorpolieren / grau: Polieren.
EN	**Silicone polishers** › Three-step silicone polishing system for material removal, smoothing and polishing of porcelain. › Light grey: material removal / pink: smoothing and pre-polishing / grey: polishing.
FR	**Polissoirs en silicone** › Système de polissoirs en silicone à trois étapes, pour l'enlèvement de matériau, le lissage et le brillantage de la céramique. › Gris clair : enlèvement de matériau / rose : lissage et pré-polissage / gris : polissage.
ES	**Pulidor siliconado** › Sistema de Pulido de Cerámica de 3 pasos, para el suavizado, pulido Inicial y pulido final. › Gris Claro "G" 1º Paso = Suavizado / Rosa "M" 2º Paso= Pulido Inicial / Gris "F" 3º Paso= Pulido Final.
APPLICATION & HYGIENE	
ROTATION SPEED	7'000 - 15'000 rpm / max. 25'000 rpm

1395 - SILICONE POLISHER KIT FOR CERAMIC
auf Seite | on page |
à la page | en la página 156

9133G
Flamme
flame

Winkelstück | Right Angle

FIGURE	SHANK	REF	Ø
9133G	RA	658 204 243 524	050
		L mm	10,0
			5

9134G
Umgekehrter Hohlkegel
inverted cone hollow

Winkelstück | Right Angle

FIGURE	SHANK	REF	Ø
9134G	RA	658 204 030 524	070
		L mm	10,0
			5

9133M
Flamme
flame

Winkelstück | Right Angle

FIGURE	SHANK	REF	Ø
9133M	RA	658 204 243 514	050
		L mm	10,0
			5

9134M
Umgekehrter Hohlkegel
inverted cone hollow

Winkelstück | Right Angle

FIGURE	SHANK	REF	Ø
9134M	RA	658 204 030 514	070
		L mm	10,0
			5

9133F
Flamme
flame

Winkelstück | Right Angle

FIGURE	SHANK	REF	Ø
9133F	RA	658 204 243 504	050
		L mm	10,0
			5

9134F
umgekehrter Hohlkegel
inverted cone hollow

Winkelstück | Right Angle

FIGURE	SHANK	REF	Ø
9134F	RA	658 204 030 504	070
		L mm	10,0
			5

DIAMANTPOLIERER FÜR LITHIUMDISILIKAT
DIAMOND POLISHERS FOR LITHIUM DISILICATE



DE	**Diamantpolierer** › Zweistufiges Diamantpolierersystem zum Abtragen, Glätten und Polieren von Lithiumdisilikat. › Rotbraun: Glätten & Vorpolieren / beige: Hochglanzpolieren.
EN	**Diamond polishers** › Two-step diamond polishing system for material removal, smoothing and gloss polishing of lithium disilicate. › Red-brown: smoothing and pre-polishing / beige: gloss polishing.
FR	**Polissoirs diamantés** › Système de polissoirs diamantés à deux étapes, pour l'enlèvement, le lissage et pour le lustrage de lithium-disilicate. › Brun-rouge : lissage et polissage grossier / beige : Polissage brillant.
ES	**Pulidores diamantados** › Sistema de pulidores diamantados de dos pasos, para remover, alisar y pulir de disilicato de litio. › Marrón rojizo: alisamiento y pulimento / beige: pulido final de alto brillo.
APPLICATION & HYGIENE	
ROTATION SPEED	7'000 - 10'000 rpm / max. 20'000 rpm

1435- LS GLOSS- DENTISTRY
auf Seite I on page I à la page I en la página 157

1440 - LS GLOSS CHAIRSIDE KIT
auf Seite I on page I à la page I en la página 158

LS9871M
Flamme
flame



Winkelstück I Right Angle

FIGURE	SHANK	REF	Ø
LS9871M	RA	803 204 243 522	040
		L mm	10,0
			2

LS9872M
Umgekehrter Hohlkegel
inverted cone hollow

Winkelstück I Right Angle

FIGURE	SHANK	REF	Ø
LS9872M	RA	803 204 030 522	060
		L mm	7,5
			2

LS9873M
Swivel
swivel

Winkelstück I Right Angle

FIGURE	SHANK	REF	Ø
LS9873M	RA	803 204 543 522	140
		L mm	1,6
			2
		↺	10'000 - 12'000 rpm

LS9871F
Flamme
flame



Winkelstück I Right Angle

FIGURE	SHANK	REF	Ø
LS9871F	RA	803 204 243 512	040
		L mm	10,0
			2

LS9872F
Umgekehrter Hohlkegel
inverted cone hollow



Winkelstück I Right Angle

FIGURE	SHANK	REF	Ø
LS9872F	RA	803 204 030 512	060
		L mm	7,5
			2

LS9873F
Swivel
swivel

Winkelstück I Right Angle

FIGURE	SHANK	REF	Ø
LS9873F	RA	803 204 543 512	140
		L mm	1,6
			2
		↺	10'000 - 12'000 rpm

DIAMANTPOLIERER FÜR ZIRKONOXID
DIAMOND POLISHERS FOR ZIRCONIUM OXIDE

DE	**Diamantpolierer** › Zweistufiges Diamantpolierersystem zum Abtragen, Glätten und Polieren von Zirkondioxid. › Dunkelgrün: Glätten & Vorpolieren / hellgrün: Hochglanzpolieren.
EN	**Diamond polishers** › Two-step diamond polishing system for material removal, smoothing and polishing of zirconium oxide. › Dark green: smoothing and pre-polishing / light green: gloss polishing.
FR	**Polissoirs diamantés** › Système de polissoirs diamantés à deux étapes, pour l'enlèvement, le lissage et pour le lustrage de zirconium dioxyde. › Vert foncé : lissage et polissage grossier / vert clair: polissage brillant.
ES	**Pulidores diamantados** › Sistema de pulidores diamantados de dos pasos, para remover, alisar y pulir el dióxido de circonio. › Verde oscuro: alisamiento y pulimento / verde claro: pulido final de alto brillo.
APPLICATION & HYGIENE	
ROTATION SPEED	7'000 - 10'000 rpm / max. 20'000 rpm

ZIR9861M

Flamme
flame

Winkelstück | Right Angle

FIGURE	SHANK	REF	Ø
ZIR9861M	RA	803 204 243 521	040
		L mm	10,0
			2

ZIR9862M

umgekehrter Hohlkegel
inverted cone hollow

Winkelstück | Right Angle

FIGURE	SHANK	REF	Ø
ZIR9862M	RA	803 204 030 521	060
		L mm	7,5
			2

ZIR9863M

Swivel
swivel

Winkelstück | Right Angle

FIGURE	SHANK	REF	Ø
ZIR9863M	RA	803 204 543 521	140
		L mm	1,6
			2
		↺	10'000- 12'000 rpm

ZIR9861F

Flamme
flame



Winkelstück | Right Angle

FIGURE	SHANK	REF	Ø
ZIR9861F	RA	803 204 243 511	040
		L mm	10,0
			2

ZIR9862F

umgekehrter Hohlkegel
inverted cone hollow

Winkelstück | Right Angle

FIGURE	SHANK	REF	Ø
ZIR9862F	RA	803 204 030 511	060
		L mm	7,5
			2

ZIR9863F

Swivel
swivel

Winkelstück | Right Angle

FIGURE	SHANK	REF	Ø
ZIR9863F	RA	803 204 543 511	140
		L mm	1,6
			2
			10'000- 12'000 rpm

1436- ZIR GLOSS- DENTISTRY
auf Seite I on page I à la page I en la página 159

1441 - ZIR GLOSS CHAIRSIDE KIT
auf Seite I on page I à la page I en la página 159

POLIERER FÜR METALL
METAL POLISHER

DE	› Polierer zum Abtragen, Formen, Glätten und Hochglanzpolieren von Amalgam und Gold. › Schwarz (grob): Abtragen / Formen › Braun (mittel): Glätten. › Grün (fein): Hochglanzpolieren.
EN	› Polisher for removing, contouring, smoothing and high-lustre polishing of amalgam and gold. › Black (coarse): removal / contouring. › Brown (medium): smoothing. › Green (fine): high-lustre polishing.
FR	› Polissoir pour l'abrasion, la sculpture, le lissage et le brillantage de l'amalgame et de l'or. › Noir (puissant) : abrasion / sculpture. › Marron (moyen) : lissage. › Vert (fin) : brillantage.
ES	› Pulidores para la abrasión, contorneado, alisado y brillo de amalgama y oro. › Negro "G" (Grueso)- 1ºpaso= Abrasión / contorneado. › Marrón "M" (Medio)- 2º paso= Alisado. › Verde "F" (Fino)- 3º paso= Brillo.
APPLICATION & HYGIENE	
ROTATION SPEED	7'000 - 12'000 rpm

9501G

Flamme
flame

Winkelstück | Right Angle

FIGURE	SHANK	REF	Ø
9501G	RA	653 204 243 533	030
		L mm	6,0
			5

9502G

Flamme
flame

Winkelstück | Right Angle

FIGURE	SHANK	REF	Ø
9502G	RA	653 204 243 533	050
		L mm	10,0
			5

9504G

Umgekehrter Hohlkegel
iverted cone hollow

Winkelstück | Right Angle

FIGURE	SHANK	REF	Ø
9504G	RA	653 204 030 533	060
		L mm	9,5
			5

9501M

Flamme
flame

Winkelstück | Right Angle

FIGURE	SHANK	REF	Ø
9501M	RA	653 204 243 513	030
		L mm	6,0
			5

9503M

Flamme
flame

Winkelstück | Right Angle

FIGURE	SHANK	REF	Ø
9503M	RA	653 204 243 513	055
		L mm	16,0
			5

9504M

Umgekehrter Hohlkegel
inverted cone hollow

Winkelstück | Right Angle

FIGURE	SHANK	REF	Ø
9504M	RA	653 204 030 513	060
		L mm	9,5
			5

9507M

Linse
lens

Winkelstück | Right Angle

FIGURE	SHANK	REF	Ø
9507M	RA	653 204 304 513	110
		L mm	3,0
			5

9150

Swivel
swivel

Winkelstück | Right Angle

FIGURE	SHANK	REF	Ø
9150	RA	652 204 546 503	140
		L mm	1,6
			2

9501F

Flamme
flame

Winkelstück | Right Angle

FIGURE	SHANK	REF	Ø
9501F	RA	653 204 243 503	030
		L mm	6,0
			5

9504F

Umgekehrter Hohlkegel
inverted cone hollow

Winkelstück | Right Angle

FIGURE	SHANK	REF	Ø
9504F	RA	653 204 030 503	060
		L mm	9,5
			5

9144F

Umgekehrter Hohlkegel
inverted cone hollow

Winkelstück | Right Angle

FIGURE	SHANK	REF	Ø
9144F	RA	652 204 030 512	085
		L mm	8,0
			5

IMPRÄGNIERTE BÜRSTEN
IMPREGNATED BRUSHES

DE	**Schleifmittelimprägnierte Bürsten** › Zur Politur von Metall, Keramik und Kompositmaterialien. › Polierpaste wird nicht benötigt.
EN	**Abrasive-impregnated brushes** › For polishing metal, porcelain and composite materials. › Polishing paste is not required.
FR	**Brossettes imprégnées d'abrasif** › Pour le polissage du métal, de la céramique et des matériaux composites › Pâte à polir inutile.
ES	**Cepillos impregnados de abrasivo** › Para el pulido de metal, cerámica y materiales de composite. › No es necesario utilizar pasta de pulido.
APPLICATION & HYGIENE	
ROTATION SPEED	5'000 rpm

1110
Bürste - umgekehrter Kegel
brush - inverted cone

Winkelstück | Right Angle

FIGURE	SHANK	REF	Ø
1110	RA	655 204 010 504	070
		L mm	5,5
			5

1112
Bürste - zylindrisch, Stirn spitz
brush - cylindrical, end pointed

Winkelstück | Right Angle

FIGURE	SHANK	REF	Ø
1112	RA	655 204 131 504	050
		L mm	6,5
			5

1111
Bürste - zylindrisch
brush - cylindrical

Winkelstück | Right Angle

FIGURE	SHANK	REF	Ø
1111	RA	655 204 010 504	050
		L mm	6,5
			5

EINWEGBÜRSTEN
SINGLE-USE BRUSHES

DE	› Bürsten in verschiedenen Härtegraden. › Die Prophylaxepolierer und Bürsten sind grundsätzlich mit einer Polierpaste zu verwenden.
EN	› Brushes in varying degrees of hardness. › The prophylaxis polishers and brushes should always be used with polishing paste.
FR	› Brossettes prophylaticques de divers degrés de dureté. › Les polissoirs prophylactiques et les brossettes doivent impérativement être utilisés avec une pâte à polir.
ES	› Cepillos en distintos grados de dureza. › Los pulidores de profilaxis y cepillos deben ser usados siempre con pasta de pulido.
APPLICATION & HYGIENE	
ROTATION SPEED	5'000 - 7'000 rpm / max. 10'000 rpm

1101M
Bürste - umgekehrter Kegel
brush - inverted cone

Winkelstück | Right Angle

FIGURE	SHANK	REF	Ø
1101M	RA	100 204 030 000	070
		L mm	5,0
			5

1102F
Bürste - zylindrisch
brush - cylindrical

Winkelstück | Right Angle

FIGURE	SHANK	REF	Ø
1102F	RA	010 204 010 001	060
		L mm	4,0
			5

PROPHYLAXE POLIERER
PROPHYLAXIS POLISHER

DE	› Prophylaxepolierer in verschiedenen Härtegraden. › Die Prophylaxepolierer sind grundsätzlich mit einer Polierpaste zu verwenden.
EN	› Prophylaxis polisher in varying degrees of hardness. › The prophylaxis polisher should always be used with polishing paste.
FR	› Polissoirs prophylactiques de divers degrés de dureté. › Les polissoirs prophylactiques doivent impérativement être utilisés avec une pâte à polir.
ES	› Pulidor de profilaxis en distintos grados de dureza. › Los pulidores de profilaxis deben ser usados siempre con pasta de pulido
APPLICATION & HYGIENE	
ROTATION SPEED	5'000 rpm / max. 10'000 rpm

9991F

Flamme
flame

Winkelstück | Right Angle

FIGURE	SHANK	REF	Ø
9991F	RA	653 204 243 511	030
		L mm	7,5
			5

9991EF

Flamme
flame

Winkelstück | Right Angle

FIGURE	SHANK	REF	Ø
9991EF	RA	653 204 243 501	030
		L mm	7,5
			5

9993M

Umgekehrter Hohlkegel
inverted cone hollow

Winkelstück | Right Angle

FIGURE	SHANK	REF	Ø
9993M	RA	008 204 034 000	070
		L mm	9,5
			5

9997M

Umgekehrter Hohlkegel
inverted cone hollow

Winkelstück | Right Angle

FIGURE	SHANK	REF	Ø
9997M	RA	022 204 034 491	070
		L mm	10,0
			5

Adhäsivreste-Entferner
Adhesive residue removers

DE	**Adhäsivreste-Entferner** › Harte Kunstkautschuk-Matrix mit speziellen SiO_2-Körnung für das schonende Entfernen von Klebstoffresten › Keine Verletzung der Zahnschmelzoberfläche
EN	**Adhesive residue removers** › Hard synthetic rubber matrix with special SiO_2 grains for careful removal of adhesive residue › No damage to the tooth enamel surface
FR	**Élimination de résidus d'adhésifs** › Matrice dure en caoutchouc synthétique avec granules spécial de SiO_2, pour l'élimination en douceur des résidus d'adhésifs › Pas d'endommagement de la surface de l'émail
ES	**Removedores de residuos de adhesivos** › Matriz de caucho sintético duro con granulaciones especiales SiO_2, para una eliminación cuidadosa de los restos de adhesivo una vez que se retiran los brackets sin ingún daño sobre el esmalte dental
HYGIENE AND APPLICATION	
ROTATION SPEED	5'000 rpm - 7'000 rpm / max. 20'000 rpm

9360

umgekehrter Hohlkegel
inverted cone hollow

Winkelstück | Right Angle

FIGURE	SHANK	REF	Ø
9360	RA	635 204 030 544	060
		L mm	7,5
			5

9361

Torpedo, konisch
torpedo,conical

Winkelstück | Right Angle

FIGURE	SHANK	REF	Ø
9361	RA	635 204 243 544	055
		L mm	10,0
			5

9362

Linse
lens

Winkelstück | Right Angle

FIGURE	SHANK	REF	Ø
9362	RA	635 204 307 544	100
		L mm	0,7
			5

9363

Flamme
flame

Winkelstück | Right Angle

FIGURE	SHANK	REF	Ø
9363	RA	635 204 297 544	034
		L mm	7,5
			5

Chirurgie

Surgery | Chirurgie | Cirugía

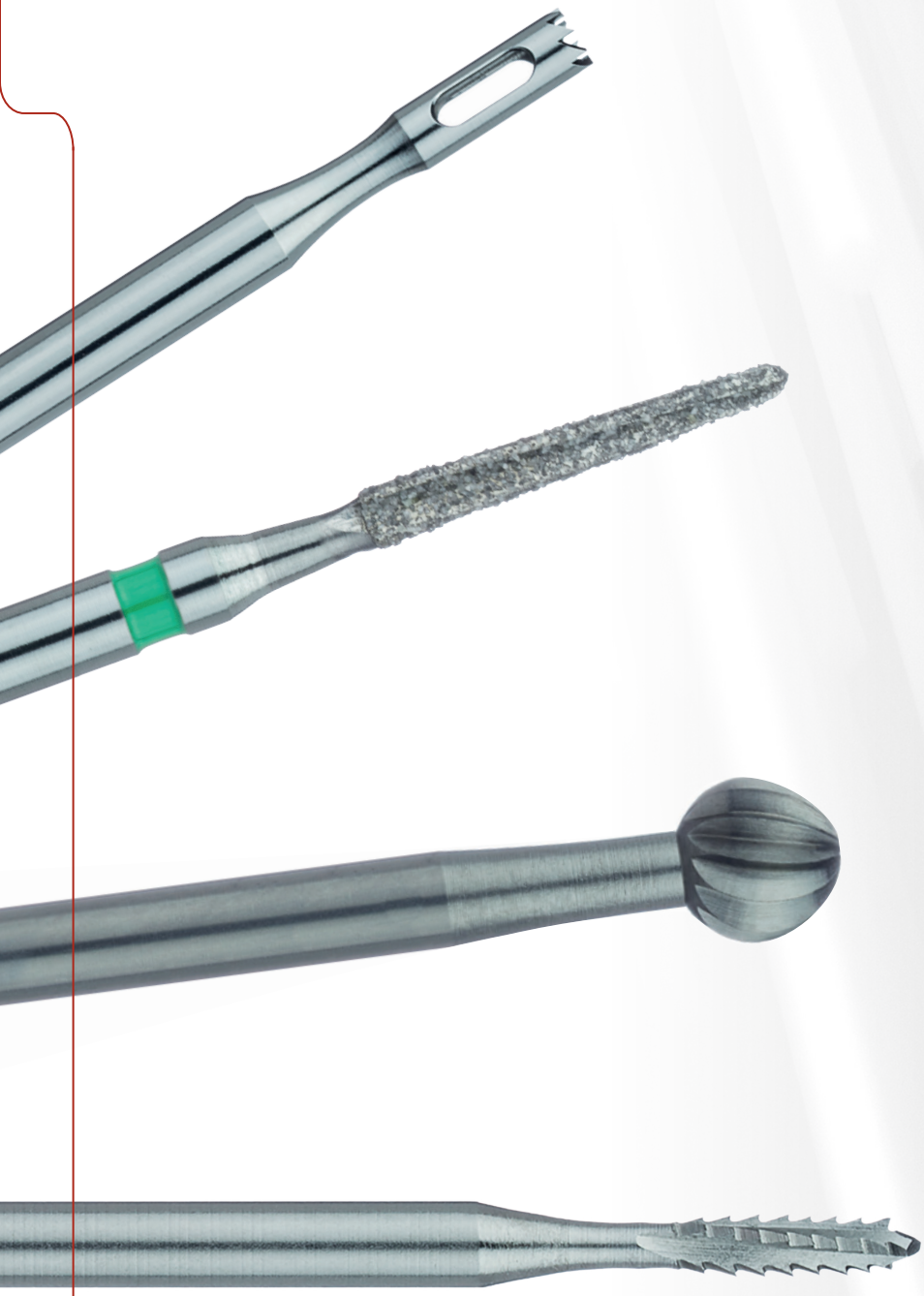

Typen und Formen 110-111
EN Types and shapes
FR Types et formes
ES Tipos y formas

Drehzahl 112/132
EN Rotation speed
FR Vitesse
ES Número de revoluciones

Chirurgische Instrumente - Hartmetall 112-116
EN Surgical Instruments - tungsten carbide
FR Instruments chirurgicale - carbure de tungsténe
ES Instrumentos quirúrgicos - carburo de tungsteno

Finierer 117
EN Finishing burs
FR Fraises de finition
ES Fresas de acabado

Chirurgische Instrumente - Stahl 117-120
EN Surgical Instruments - steel
FR Instruments chirurgicale - acier
ES Instrumentos quirúrgicos - acero

Hautstanzen 121
EN Mucosa punches
FR Emporte - piéces cutanés
ES Sacabocados

Chirurgische Instrumente - Diamant 122-124
EN Surgical Instruments - diamond
FR Instruments chirurgicale - diamant
ES Instrumentos quirúrgicos - diamante

Osteotomie - Säge für Chirurgie 125
EN Osteotomy saw for surgery
FR Scie à ostéotomie
ES Sierra de osteotomía

Pilotbohrer 125
EN Pilot drills
FR Forets piloes
ES Fresas piloto

Trepane 126-127
EN Trephines
FR Trépans
ES Trefinas

Hals-, Nasen-, Ohren-Chirurgie 128-129
EN Ear, nose, throat surgery
FR Chirurgie de la gorge, du nez et des oreilles
ES Otorrinolaringología

Sonstige Instrumente 129
EN Other instruments
FR Autres instruments
ES Otros instrumentos

Bohrständer Edelstahl 130
EN Stainless steel drill stand
FR Support de forage acier inoxydable
ES Perforadora de acero inoxidable

Chirurgische Kits 134-141
EN Surgical kits
FR Kits chirurgicaux
ES Kits quirúrgicos

TYPEN UND FORMEN
TYPES AND SHAPES

C1S	C1T	C33T	C33IL	C34IL	C141	C141A	C141AS	C141F	C151	C152	C161
P. 112	P. 112	P. 112	P. 113	P. 113	P. 113	P. 113	P. 114	P. 114	P. 114	P. 114	P. 115

CX161R	C162	CX162A	CX162S	C163	C164	C165	C166	C254	C254E	C408M	C48L
P. 115	P. 115	P. 115	P. 115	P. 115	P. 116	P. 116	P. 116	P. 116	P. 116	P. 116	P. 117

C379	1RF	141RF	162	162RF	163RF	164RF	165RF	166	166RF	167RF	168
P. 117	P. 117	P. 117	P. 118	P. 118	P. 118	P. 118	P. 118	P. 118	P. 119	P. 119	P. 119

168RF	169RF	186RF	187RF	203RF	203S	RCB00	224RF	225RF	D8411G	801	859
P. 119	P. 119	P. 120	P. 120	P. 120	P. 120	P. 120	P. 121	P. 121	P. 122	P. 122	P. 123

859L	801LD	915DM	910D	D8307XG	231DEF	1001	2001	DV229	229RF	229XLRF
P. 123	P. 124	P. 124	P. 124	P. 124	P. 125	P. 125	P. 125	P. 126	P. 127	P. 127

4301	4501	4801	4802
P. 128	P. 128	P. 128	P. 129

BV024	BV025	303-49RF
P. 129	P. 129	P. 129

BS12S FG-RA
P. 130

BS12S HP
P. 130



BS24S HP
P. 130

Drehzahl					
Handstück HP		**Winkelstück RA**		**Turbine FG**	
›empfohlen	6'000 - 10'000 min^{-1}	›empfohlen	6'000 - 10'000 min^{-1}	›empfohlen	80'000 min^{-1}
›maximal	40'000 - 50'000 min^{-1}	›maximal	40'000 - 50'000 min^{-1}	›maximal	100'000 - 120'000 min^{-1}
Rotation speed					
Handpiece HP		**Right Angle RA**		**Friction Grip FG**	
›recommended	6'000 - 10'000 min^{-1}	›recommended	6'000 - 10'000 min^{-1}	›recommended	80'000 min^{-1}
›maximum	40'000 - 50'000 min^{-1}	›maximum	40'000 - 50'000 min^{-1}	›maximum	100'000 - 120'000 min^{-1}
Vitesse					
Pièce a main HP		**Contre-Angles RA**		**Turbine FG**	
›recommandé	6'000 - 10'000 min^{-1}	›recommandé	6'000 - 10'000 min^{-1}	›recommandé	80'000 min^{-1}
›maximum	40'000 - 50'000 min^{-1}	›maximum	40'000 - 50'000 min^{-1}	›maximum	100'000 - 120'000 min^{-1}
Número de revolcuiones					
Pieza de mano HP		**Contra ángulo RA**		**Turbina FG**	
›recomendado	6'000 - 10'000 min^{-1}	›recomendado	6'000 - 10'000 min^{-1}	›recomendado	80'000 min^{-1}
›máximo	40'000 - 50'000 min^{-1}	›máximo	40'000 - 50'000 min^{-1}	›máximo	100'000 - 120'000 min^{-1}

CHIRURGISCHE INSTRUMENTE - HARTMETALL
SURGICAL INSTRUMENTS - TUNGSTEN CARBIDE

C1S

kugelförmig, schnittfreudig
spherical, high cutting efficiency

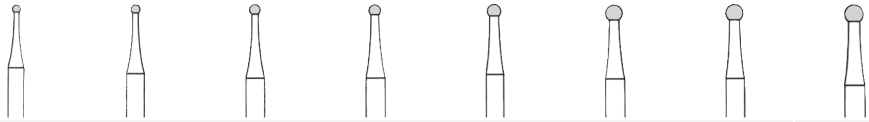

Turbine | Friction Grip

FIGURE	SHANK	REF	Ø							
C1S	FG	500 314 001 003	010	012	014	016	018	021	023	
Winkelstück | Right Angle										
C1S	RA	500 204 001 003	010	012	014	016	018	021	023	027
C1S	RAL	500 205 001 003	010	012	014	016	018	021	023	
		US-No.	2S	3S	4S	5S	6S	7S	8S	
			5	5	5	5	5	5	5	5
		APPLICATION								

C1T

Implantatbohrer, langer Hals
cutter for implants, long neck

Handstück | Straight Handpiece

FIGURE	SHANK	REF	Ø
C1T	HP	500 104 697 291	023
Winkelstück | Right Angle			
C1T	RAL	500 205 697 291	023
			2
		APPLICATION & HYGIENE	

C33T

Implantatbohrer, langer Hals
cutter for implants, long neck

Handstück | Straight Handpiece

FIGURE	SHANK	REF	Ø
C33T	HP	500 104 415 296	016
Winkelstück | Right Angle			
C33T	RAL	500 205 415 296	016
		L mm	5,2
			2
		APPLICATION & HYGIENE	

C33IL

Implantatbohrer, langer Hals
cutter for implants, long neck

Turbine | Friction Grip

FIGURE	SHANK	REF	Ø
C33IL	FGXL	500 316 415 007	010
	Winkelstück | Right Angle		
C33IL	RAL	500 205 415 007	010
		Us-No.	700 XXL
		L mm	5,5
			2
		APPLICATION & HYGIENE	

C34IL

Implantatbohrer, langer Hals
cutter for implants, long neck

Turbine | Friction Grip

FIGURE	SHANK	REF	Ø
C34IL	FGXXL	500 317 415 007	012
		Us-No.	700 XXL
		L mm	6,0
			2
		APPLICATION & HYGIENE	

C141

6 Schneiden
6 blades

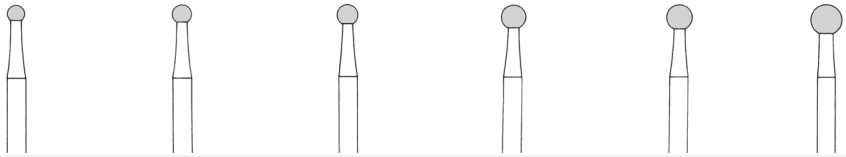

Handstück | Straight Handpiece

FIGURE	SHANK	REF	Ø					
C141	HP	500 104 001 291	023	025	027	031	035	040
	Winkelstück | Right Angle							
C141	RAL	500 205 001 291	023					
			2	2	2	2	2	2
		APPLICATION & HYGIENE						

C141A

8 - 10 Schneiden, querhiebverzahnt
8 - 10 blades, cross cut

Handstück | Straight Handpiece

FIGURE	SHANK	REF	Ø			
C141A	HP	500 104 001 298	023	027	031	035
	Winkelstück | Right Angle					
C141A	RAL	500 205 001 298				035
C141A	RAXL	500 206 001 298	023	027	031	
			2	2	2	2
		APPLICATION & HYGIENE				

C141AS

10 Schneiden, querhiebverzahnt

10 blades, cross cut

Handstück | Straight Handpiece

FIGURE	SHANK	REF	Ø			
C141AS	HP	500 104 001 300	023	027	031	035
			2	2	2	2
		APPLICATION & HYGIENE				

C141F

6 - 12 Schneiden

6 - 12 blades

Handstück | Straight Handpiece

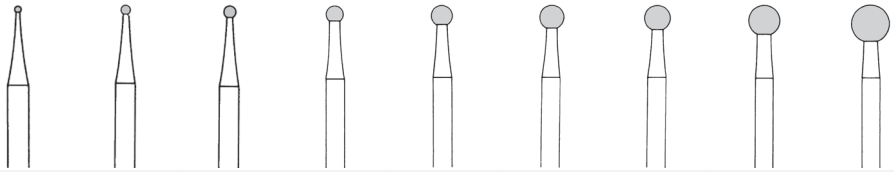

FIGURE	SHANK	REF	Ø								
		Schneiden / Blades	6	6	8	8	8	8	8	10	12
C141F	HP	500 104 001 251	010	014	018	023	027	031	035	040	050
	Winkelstück | Right Angle										
C141F	RAL	500 205 001 251	010	014	018	023	027	031	035	040	050
C141F	RAXL	500 206 001 251	010	014	018	023	027	031	035	040	
			2	2	2	2	2	2	2	2	2
		APPLICATION & HYGIENE									

C151

Zekrya

Zekrya

Turbine | Friction Grip

FIGURE	SHANK	REF	Ø
C151	FGL	500 315 199 295	016
C151	FGXL	500 316 199 295	016
		L mm	10,8
			2
		APPLICATION & HYGIENE	

C152

Stirn nicht schneidend, konisch rund

safe end, conical domed

Turbine | Friction Grip

FIGURE	SHANK	REF	Ø
C152	FGL	500 315 210 295	014
	Winkelstück | Right Angle		
C152	RAL	500 205 210 295	014
		L mm	9,0
			2
		APPLICATION & HYGIENE	

C161

Knochenfräser, konisch spitz
bone cutter, conical pointed

Handstück | Straight Handpiece

FIGURE	SHANK	REF	Ø
C161	HP	500 104 408 295	018
	Winkelstück | Right Angle		
C161	RAL	500 205 408 295	018
	Turbine | Friction Grip		
C161	FGXL	500 316 408 295	018
		L mm	11,0
			2
		APPLICATION & HYGIENE	

CX161R

kreuzverzahnt, konisch spitz
cross cut, conical pointed

Handstück | Straight Handpiece

FIGURE	SHANK	REF	Ø
CX161R	HP	500 104 408 298	018
	Winkelstück | Right Angle		
CX161R	RAL	500 205 408 298	018
CX161R	RAXL	500 206 408 298	018
	Turbine | Friction Grip		
CX161R	FGXL	500 316 408 298	018
		L mm	11,0
			2
		APPLICATION & HYGIENE	

C162

Knochenfräser, konisch spitz
bone cutter, conical pointed

Handstück | Straight Handpiece

FIGURE	SHANK	REF	Ø
C162	HP	500 104 408 297	016
	Winkelstück | Right Angle		
C162	RAL	500 205 408 297	016
	Turbine | Friction Grip		
C162	FGXL	500 316 408 297	016
		L mm	11,0
			2
		APPLICATION & HYGIENE	

CX162A

kreuzverzahnt
cross cut

Handstück | Straight Handpiece

FIGURE	SHANK	REF	Ø
CX162A	HP	500 104 409 019	016
	Winkelstück | Right Angle		
CX162A	RAL	500 205 409 019	016
	Turbine | Friction Grip		
CX162A	FGXL	500 316 409 019	016
		L mm	11,0
			2
		APPLICATION & HYGIENE	

CX162S

Knochenfräser kreuzverzahnt
bone cutter, cross cut

Turbine | Friction Grip

FIGURE	SHANK	REF	Ø
CX162S	FG	500 314 413 338	014
		L mm	8,0
			2
		APPLICATION & HYGIENE	

C163

Knochenfräser, konisch spitz
bone cutter, conical pointed

Handstück | Straight Handpiece

FIGURE	SHANK	REF	Ø
C163	HP	500 104 406 297	014
		L mm	5,0
			2
		APPLICATION & HYGIENE	

C164

Knochenfräser, konisch spitz
bone cutter, conical pointed

Handstück | Straight Handpiece

FIGURE	SHANK	REF	Ø
C164	HP	500 104 407 297	018
		L mm	6,0
			2
		APPLICATION & HYGIENE	

C165

NEW PRODUCT

Knochenfräser, konisch spitz
bone cutter, conical pointed

Handstück | Straight Handpiece

FIGURE	SHANK	REF	Ø
C165	HP	500 104 408 297	023
		L mm	7,0
			2
		APPLICATION & HYGIENE	

C166

Knochenfräser, konisch spitz
bone cutter, conical pointed

Handstück | Straight Handpiece

FIGURE	SHANK	REF	Ø
C166	HP	500 104 409 297	021
	Winkelstück | Right Angle		
C166	RAL	500 205 409 297	021
		L mm	11,0
			2
		APPLICATION & HYGIENE	

C254

NEW PRODUCT

Knochenfräser
bone cutter

Handstück | Straight Handpiece

FIGURE	SHANK	REF	Ø
C254	HP	500 104 415 296	012
	Turbine | Friction Grip		
C254	FGXXL	500 317 415 296	012
		L mm	6,0
			2
		APPLICATION & HYGIENE	

C254E

NEW PRODUCT

Knochenfräser
bone cutter

Winkelstück | Right Angle

FIGURE	SHANK	REF	Ø
C254E	RAL	500 205 415 298	012
		L mm	6,0
			2
		APPLICATION & HYGIENE	

C408M

NEW PRODUCT

Knochenfräser
bone cutter

Handstück | Straight Handpiece

FIGURE	SHANK	REF	Ø
C408M	HP	500 104 409 338	016
	Turbine | Friction Grip		
C408M	FGXL	500 316 409 338	016
		L mm	10,0
			2
		APPLICATION & HYGIENE	

FINIERER
FINISHING BURS

C48L

Stirn flammenförmig lang
long ogival end

Turbine | Friction Grip

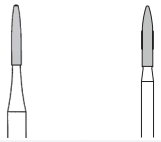

FIGURE	SHANK	REF	Ø	
C48L	FGXXL	500 317 249 072	014	023
C48LU	FGXXL	500 317 249 032	014	023
		L mm	8,0	8,0
			2	2
		APPLICATION		

C379

Ei
egg

Turbine | Friction Grip

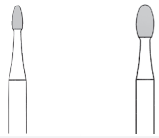

FIGURE	SHANK	REF	Ø	
C379	FGXXL	500 317 277 072	014	023
C379U	FGXXL	500 317 277 032	014	023
		US-No.	7404	7408
		L mm	3,1	4,2
			2	2
		APPLICATION		

CHIRURGISCHE INSTRUMENTE AUS STAHL
SURGICAL INSTRUMENTS MADE OF STEEL

1RF

Kugelförmig (rund), Stahl rostfrei
spherical (round), stainless steel

Handstück | Straight Handpiece

FIGURE	SHANK	REF	Ø							
1RF	HP	330 104 001 001	007	009	010	012	014	018	021	023
			5	5	5	5	5	5	5	5
		APPLICATION & HYGIENE								

141RF

6 Schneiden, Stahl rostfrei
6 blades, stainless steel

Handstück | Straight Handpiece

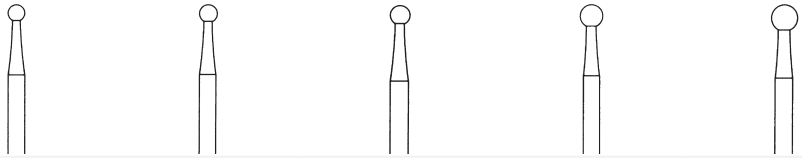

FIGURE	SHANK	REF	Ø				
141RF	HP	330 104 001 291	023	025	027	031	035
	Winkelstück | Right Angle						
141RF	RAXL	330 206 001 291	023				
			2	2	2	2	2
		APPLICATION & HYGIENE					

162

Knochenfräser
bone cutter

Turbine | Friction Grip

FIGURE	SHANK	REF	Ø
162	FGXL	310 316 408 297	016
	Winkelstück | Right Angle		
162	RAL	310 205 408 297	016
		L mm	9,0
			2
		APPLICATION & HYGIENE	

162RF

Knochenfräser, Stahl rostfrei
bone cutter, stainless steel

Handstück | Straight Handpiece

FIGURE	SHANK	REF	Ø
162RF	HP	330 104 408 297	016
	Winkelstück | Right Angle		
162RF	RAL	330 205 408 297	016
	Turbine | Friction Grip		
162RF	FGXL	330 316 408 297	016
		L mm	9,0
			2
		APPLICATION & HYGIENE	

163RF

Knochenfräser, Stahl rostfrei
bone cutter, stainless steel

Handstück | Straight Handpiece

FIGURE	SHANK	REF	Ø
163RF	HP	330 104 406 297	014
		L mm	5,0
			2
		APPLICATION & HYGIENE	

164RF

Knochenfräser, Stahl rostfrei
bone cutter, stainless steel

Handstück | Straight Handpiece

FIGURE	SHANK	REF	Ø
164RF	HP	330 104 407 297	018
		L mm	6,0
			2
		APPLICATION & HYGIENE	

165RF

Knochenfräser, Stahl rostfrei
bone cutter, stainless steel



Handstück | Straight Handpiece

FIGURE	SHANK	REF	Ø
165RF	HP	330 104 408 297	023
	Winkelstück | Right Angle		
165RF	RAL	330 205 408 297	023
		L mm	7,0
			2
		APPLICATION & HYGIENE	

166

Knochenfräser, konisch spitz
bone cutter, conical pointed

Handstück | Straight Handpiece

FIGURE	SHANK	REF	Ø
166	HP	310 104 409 297	021
	Winkelstück | Right Angle		
166	RAL	310 205 409 297	021
		L mm	10,0
			2
		APPLICATION & HYGIENE	

166RF

Knochenfräser, konisch spitz, Stahl rostfrei
bone cutter, conical pointed, stainless steel

Handstück | Straight Handpiece

FIGURE	SHANK	REF	Ø
166RF	HP	330 104 409 297	021
		L mm	10,0
			2
		APPLICATION & HYGIENE	

167RF

Knochenfräser, Stahl rostfrei
bone cutter, stainless steel

Handstück | Straight Handpiece

FIGURE	SHANK	REF	Ø
167RF	HP	330 104 410 297	023
		L mm	10,0
			2
		APPLICATION & HYGIENE	

168RF

Knochenfräser, Stahl rostfrei
bone cutter, stainless steel

Handstück | Straight Handpiece

FIGURE	SHANK	REF	Ø
168RF	HPL	330 105 411 297	023
		L mm	22,0
			2
		APPLICATION & HYGIENE	

169RF

Knochenfräser, Stahl rostfrei
bone cutter, stainless steel

Handstück | Straight Handpiece

FIGURE	SHANK	REF	Ø
169RF	HPXL	330 106 412 297	023
		L mm	35,0
			2
		APPLICATION & HYGIENE	

168

Knochenfräser
bone cutter

Handstück | Straight Handpiece

FIGURE	SHANK	REF	Ø
168	HPL	310 105 411 297	023
		L mm	22,0
			2
		APPLICATION & HYGIENE	

186RF

Vorkörner - Stahl rostfrei

initial bur - stainless steel

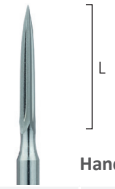

Handstück | Straight Handpiece

FIGURE	SHANK	REF	Ø
186RF	HP	330 104 684 377	018
	Winkelstück | Right Angle		
186RF	RA	330 204 684 377	018
		L mm	12,0
			5
		APPLICATION & HYGIENE	

187RF

Vorkörner mit Stop - Stahl rostfrei

initial bur with Stop - stainless steel



Winkelstück | Right Angle



FIGURE	SHANK	REF	Ø
187RF	RA	330 204 685 377	018
		L mm	19,0
			5
		APPLICATION & HYGIENE	

NEW PRODUCT

203RF

Spiralbohrer - Stahl rostfrei

twist drill - stainless steel



Winkelstück | Right Angle

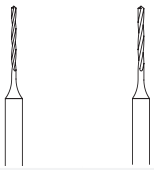

FIGURE	SHANK	REF	Ø	
203RF	RAL	330 205 417 364	006	008
		L mm	7,0	7,0
			2	2
		APPLICATION & HYGIENE		

203S

Spiralbohrer mit Stop zum Dekortikalisieren- Stahl rostfrei

twist drill with stop for decorticating - stainless steel

Winkelstück | Right Angle

FIGURE	SHANK	REF	Ø
203S	RA	330 204 449 336	012
		L mm	3,0
			2
		APPLICATION & HYGIENE	

NEW PRODUCT

RCB00

Kieferkammkonturierer aus rostfreiem Stahl

ridge contouring bur of stainless steel



Winkelstück | Right Angle

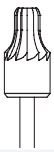

FIGURE	SHANK	Ø
RCB00	L	075
	L mm	6,0
		7,5
		4,2
		2
	APPLICATION & HYGIENE	

DE	Kieferkamm-Former bildet raue Oberflächen oder scharfe Kanten des Alveolarknochens aus. Dabei wird der Knochen optimal auf die Implantatinsertion oder die Versorgung mit einer Totalprothese vorbereitet.
EN	Ridge contouring bur forms rough surfaces or sharp edges of the alveolar bone. This optimally prepares the bone for implant placement or restoration with a total prosthesis.
FR	Le façonneur de crête forme des surfaces rugueuses ou des arêtes vives de l'os alvéolaire. L'os est ainsi préparé de manière optimale à la pose d'implants ou à la pose d'une prothèse totale.
ES	El formador de crestas forma superficies rugosas o bordes afilados del hueso alveolar. Esto prepara el hueso de forma óptima para la colocación de implantes o la restauración con una prótesis total.

HAUTSTANZEN
MUCOSA PUNCHES

224RF

Stahl rostfrei
stainless steel

Handstück | Straight Handpiece



FIGURE	SHANK	REF	Ø			
224RF	HP	330 104 485 001	018	023	027	050
		L mm	5,4	6,0	6,6	9,0
			1,85	2,3	2,7	5,0
			1,4	1,8	2,1	4,0
			2	2	2	2
		APPLICATION & HYGIENE				

225RF

Stahl rostfrei
stainless steel

Handstück | Straight Handpiece

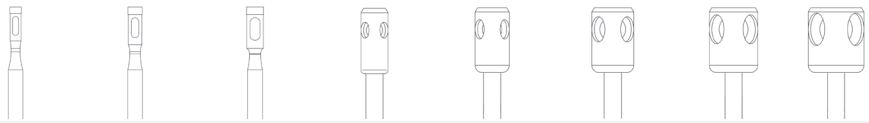

FIGURE	SHANK	REF	Ø							
225RF	HP	330 104 485 373	014	018	021					
	Winkelstück | Right Angle									
225RF	RA	330 204 485 373				030	040	050	060	070
		L mm	5,3	4,5	4,9	6,0	6,0	6,0	6,0	6,0
			1,4	1,8	2,1	3,0	4,0	5,0	6,0	7,0
			1,85	2,3	2,7	3,7	4,7	5,7	6,7	7,7
			2	2	2	1	1	1	1	1
		APPLICATION & HYGIENE								

DIAMANTIERTE CHIRURGISCHE INSTRUMENTE
SURGICAL DIAMOND INSTRUMENTS

D8411G

Fräser nach Lindemann, diamantiert
Lindemann cutters, diamond - coated

Handstück | Straight Handpiece

FIGURE	SHANK	REF	Ø			
D8411G	HP	806 104 411 534				023
	Winkelstück | Right Angle					
D8411G	RA	806 204 411 534		018	021	
	Turbine | Friction Grip					
D8411G	FGL	806 315 411 534	016	018	021	
		L mm	11,0	11,0	11,0	11,0
			2	2	2	2
		APPLICATION & HYGIENE				

801

kugelförmig (rund)
spherical (round)

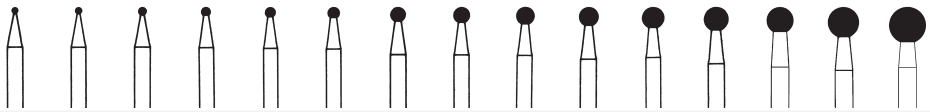

Handstück | Straight Handpiece

FIGURE	SHANK	REF	Ø														
801	HP	806 104 001 524	009	010	012	014	016	018	021	023	025	027	029	033	035	042	050
801SG	HP	806 104 001 544							021						035		050
801G	HP	806 104 001 534		010	012	014	016		021		025		029	033		042	050
801F	HP	806 104 001 514					016			023				033			
801EF	HP	806 104 001 504					016	018		023							
	Winkelstück | Right Angle																
801	RA	806 204 001 524	009	010	012	014	016	018	021	023		027		033			050
801SG	RA	806 204 001 544															050
801G	RA	806 204 001 534				014	016										
801F	RA	806 204 001 514					016	018		023				033			
801EF	RA	806 204 001 504								023							
			5	5	5	5	5	5	5	5	5	5	5	2	2	2	2
		APPLICATION & HYGIENE															

859

konisch spitz, schlank
conical pointed, slender

FIGURE	SHANK	REF	Ø					
	Handstück I Straight Handpiece							
859	HP	806 104 166 524	010		014		018	
859F	HP	806 104 166 514			014		018	
859EF	HP	806 104 166 504					018	
	Winkelstück I Right Angle							
859	RA	806 204 166 524			014		018	
	Turbine I Friction Grip							
859	FG	806 314 166 524	010	012	014	016	018	
859SG	FG	806 314 166 544					018	
859G	FG	806 314 166 534		012	014	016	018	021
859F	FG	806 314 166 514	010	012	014	016	018	
859EF	FG	806 314 166 504	010	012	014	016	018	
859UF	FG	806 314 166 494			014			
859F	FGS	806 313 166 514			014			
		L mm	10,0	10,0	10,0	10,0	10,0	10,0
			5	5	5	5	5	5
		APPLICATION & HYGIENE						

859L

konisch spitz, schlank
conical pointed, slender

FIGURE	SHANK	REF	Ø				
	Handstück I Straight Handpiece						
859L	HP	806 104 167 524			014		018
859LG	HP	806 104 167 534			014		018
859LF	HP	806 104 167 514			014		018
	Winkelstück I Right Angle						
859L	RA	806 204 167 524	010				
	Turbine I Friction Grip						
859L	FG	806 314 167 524	010	012	014	016	
859LF	FG	806 314 167 514	010	012	014		
859LEF	FG	806 314 167 504	010	012	014		
		L mm	12,0	12,0	12,0	12,0	12,0
			5	5	5	5	5
		APPLICATION & HYGIENE					

801LD

NEW PRODUCT

Degranulationsbohrer

degranulation drill

Winkelstück | Right Angle

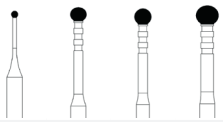

FIGURE	SHANK	REF	Ø			
801LD	RAXL	806 206 697 534	010	025	030	035
			5	5	5	5
		APPLICATION & HYGIENE				

DE	Diamanten zur Entfernung des weichen Granulationsgewebes nach der Extraktion von Zähnen und zur Säuberung der Alveole oder für Periodontitis und Periimplantitis Behandlungen.
EN	Diamonds for removing the soft granulation tissue after the extraction of teeth and for cleaning the alveolus or for periodontitis and peri-implantitis treatments.
FR	Diamants pour l'élimination du tissu de granulation mou après l'extraction des dents et pour le nettoyage de l'alvéole ou pour les traitements de la parodontite et de la péri-implantite.
ES	Diamantes para eliminar el tejido blando de granulación después de la extracción de dientes y para la limpieza del alveolo o para tratamientos de periodontitis y periimplantitis.

1454- DEGRANULATION KIT
auf Seite | on page | à la page | en la página 140

D8307XG

NEW PRODUCT

Diamantinstrumente zur Modifizierung des Kieferkamms

Diamond Instruments for modification of the alveolar ridge

Handstück | Straight Handpiece

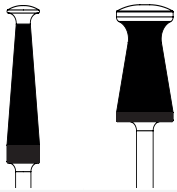

FIGURE	SHANK	REF	Ø	
D8307XG	HPS	806 103 307 554	060	
D8307XG	HP	806 104 307 554		090
		L mm	18,83	12,70
			1	1
		APPLICATION & HYGIENE		

915DM

Super flexibel Scheibe, Umfang und Rand schneidend

super flexible disc, peripheral and rim cutting

Handstück | Straight Handpiece

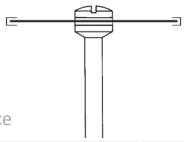

FIGURE	SHANK	REF	Ø	L mm
915DM	HP	806 104 35M 524	220	0,25
			1	
		APPLICATION & HYGIENE		

new in HP

NEW PRODUCT

910D

Diamantscheibe Umfang und Rand schneidend

Diamond disc peripheral and rim cutting

Handstück | Straight Handpiece

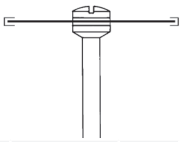

FIGURE	SHANK	REF	Ø	Ø	L mm
910D	RAXL	806 206 321 524	080	100	0,45
910D	HP	806 104 321 524	080	100	0.45
				1	
		APPLICATION & HYGIENE			

OSTEOTOMIE-SÄGE FÜR CHIRURGIE
OSTEOTOMY SAW FOR SURGERY

231DEF

diamantierte Osteotomiescheibe
diamond osteotomic disc

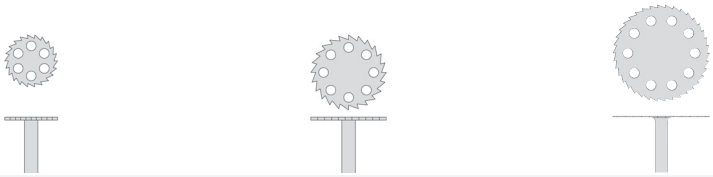

Handstück | Straight Handpiece

FIGURE	SHANK	REF	Ø		
231DEF	HP	806 104 064 504	070	100	
	Winkelstück | Right Angle				
231DEF	RA	806 204 064 504	070	100	130
		L mm	0,1	0,1	0,1
			1	1	1
		APPLICATION & HYGIENE			
		ROTATION SPEED	< 800 rpm		

PILOTBOHRER
PILOT DRILLS

1001

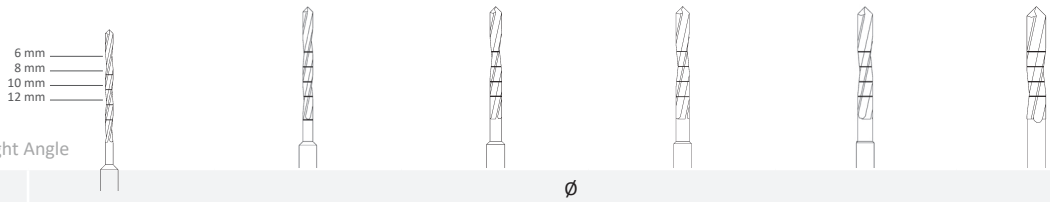

Winkelstück | Right Angle

FIGURE	SHANK	Ø					
A1001	RAXL	010					
B1001	RAXL		013				
C1001	RAXL			015			
D1001	RAXL				018		
E1001	RAXL					020	
F1001	RAXL						025
	L mm	15,0	15,0	15,0	15,0	15,0	15,0
		1	1	1	1	1	1
	APPLICATION & HYGIENE						
	ROTATION SPEED	200 - 600 rpm					

2001

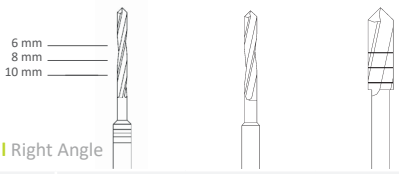

Winkelstück | Right Angle

FIGURE	SHANK	Ø		
A2001	RAL	013		
B2001	RAL		016	
G2001	RAL			034
	L mm	12,0	12,0	11,0
		1	1	1
	APPLICATION & HYGIENE			
	ROTATION SPEED	200 - 600 rpm		

TREPANE
TREPHINES

DE	**Empfehlung** › Drehen Sie den Trepan ein paar Runden im Linkslauf um eine Linie zu bekommen, danach können Sie im Rechtslauf tupfend in die Tiefe fräsen.
EN	**Recommendation** › Rotate the trephine a few times anti-clockwise to scribe a line. Then cut to the full depth intermittently in a clockwise direction.
FR	**Conseil** › Impliquez au trépan quelques tours de rotation vers la gauche pour marquer une ligne d'amorce puis vous pouvez fraiser en profondeur avec une rotation à droit.
ES	**Recomendación** › Gire la trefina unas cuantas vueltas hacia la izquierda para obtener una lìnea, a continuación, podrá fresar en profundidad girando hacia la derecha con suaves movimientos de pulsación.
ROTATION SPEED	< 045:200- 1'000 rpm > 045:200- 400 rpm

NEW PRODUCT

DV229

Vorkörner Trepane mit Führungsrille - Stahl rostfrei

initial bur trephines with with centring tip - stainless steel

Winkelstück | Right Angle

FIGURE	SHANK	REF	Ø			
DV229	RA	330 205 557 001	040	050	060	070
		L mm	2,0	2,0	2,0	2,0
			4,7	5,7	6,7	7,7
			4,0	5,0	6,0	7,0
			1	1	1	1
		APPLICATION & HYGIENE				

229RF

Trepane mit Tiefenmarkierung - Stahl rostfrei

trephines with depth markings - stainless steel

Winkelstück | Right Angle

FIGURE	SHANK	REF	Ø					
229RF	RAL	330 205 486 001	020	025	030	035	040	045
		L mm	10,0	10,0	10,0	10,0	10,0	10,0
			3,0	3,5	4,0	4,5	5,0	5,5
			2,0	2,5	3,0	3,5	4,0	4,5
			1	1	1	1	1	1

Winkelstück | Right Angle

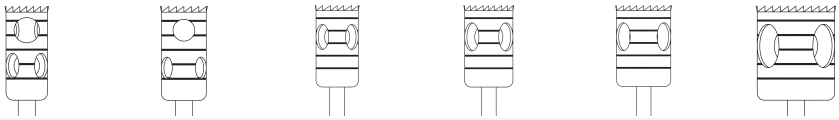

FIGURE	SHANK	REF	Ø					
229RF	RAL	330 205 486 001	050	055	060	070	080	100
		L mm	10,0	10,0	10,0	10,0	10,0	10,0
			6,0	6,5	7,0	8,0	9,0	11,0
			5,0	5,5	6,0	7,0	8,0	10,0
			1	1	1	1	1	1
		APPLICATION & HYGIENE						

229XLRF

Trepane mit Tiefenmarkierung - Stahl rostfrei

trephines with depth markings - stainless steel

Winkelstück | Right Angle

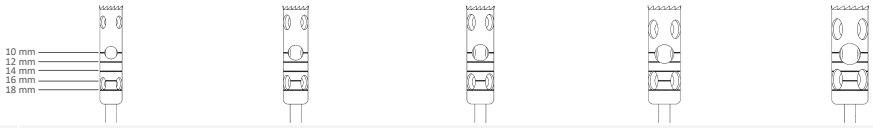

FIGURE	SHANK	REF	Ø				
229XLRF	RAL	330 205 556 001	040	045	050	060	070
		L mm	18,0	18,0	18,0	18,0	18,0
			5,0	5,5	6,0	7,0	8,0
			4,0	4,5	5,0	6,0	7,0
			1	1	1	1	1
		APPLICATION & HYGIENE					

HALS-, NASEN-, OHREN-CHIRURGIE INSTRUMENTE
EAR, NOSE,THROAT SURGERY INSTRUMENTS

4301

Bohrer rund, Stahl rostfrei
burs round, stainless steel

Handstück | Straight Handpiece



FIGURE	SHANK	REF	Ø					
4301	H70	330 106 001 291	007	031	035	040	050	060
			1	1	1	1	1	1
		APPLICATION & HYGIENE						

4501

HNO- und Osteotomie-Fräser, Hartmetall
ENT & Osteotomy burs, carbide

Handstück | Straight Handpiece

FIGURE	SHANK	REF	Ø
4501	H70	500 106 001 291	050
			1
		APPLICATION & HYGIENE	

4801

HNO Diamantbohrer rund, mit kurzem Hals
ENT diamond burs round, with short neck

Handstück | Straight Handpiece

FIGURE	SHANK	REF	Ø									
4801	H70	806 106 001 524	006	007	008	010	014	015	018	020	023	025
4801	H95	806 107 001 524					014		018		023	
4801	H25	806 108 001 524					014		018		023	
			1	1	1	1	1	1	1	1	1	
		APPLICATION & HYGIENE										

Handstück | Straight Handpiece

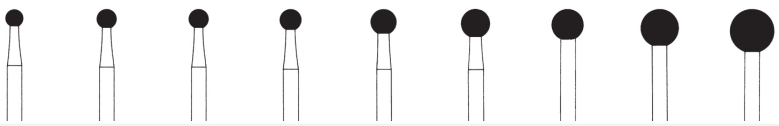

FIGURE	SHANK	REF	Ø								
4801	H70	806 106 001 524	027	030	031	035	040	045	050	060	070
4801	H95	806 107 001 524	027		031	035	040	045	050	060	070
4801	H25	806 108 001 524		030	031	035	040	045	050	060	070
			1	1	1	1	1	1	1	1	1
		APPLICATION & HYGIENE									

4802

HNO Diamantbohrer rund, mit langem Hals

ENT diamond burs round, with long neck

Handstück I Straight Handpiece

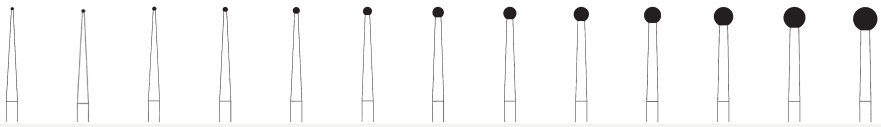

FIGURE	SHANK	REF	ø												
4802	H70	806 106 698 524	006	007	008	010	014	018	023	027	031	035	040	045	050
			1	1	1	1	1	1	1	1	1	1	1	1	1
		APPLICATION & HYGIENE													

SONSTIGES
OTHER

BV024

NEW PRODUCT

RA-Bohrerverlängerung kurz

RA-Drill extension short

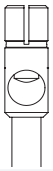

FIGURE	SHANK	
BV024	RAL	
		1
	L mm	9,5
	Total length mm	23,5
	APPLICATION & HYGIENE	

BV025

NEW PRODUCT

RA-Bohrerverlängerung lang

RA-Drill extension long

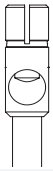

FIGURE	SHANK	
BV025	RAL	
		1
	L mm	9,5
	Total length mm	25,5
	APPLICATION & HYGIENE	

303-49RF

Träger für Scheiben, verstärkt, mit Innengewinde und Spannschraube

mandrel for discs, reinforced with internal thread and screw

FIGURE	SHANK			
303	RAL			
		1		
	APPLICATION & HYGIENE			

EDELSTAHL - BOHRERSTÄNDER,ROSTFREI
STAINLESS STEEL BUR BLOCKS, NON-CORROSIVE

BS12S FG-RA

12 x FG/RA

Dimensions (LxHxW)	60x40x45 mm
APPLICATION & HYGIENE	* *

BS12S HP

12 x HP

Dimensions (LxHxW)	60x65x45 mm
APPLICATION & HYGIENE	* *

Für alle | For all

* * Vor der Reinigung muss der Boden entfernt werden. | The base must be removed prior to cleaning.

BS24S HP

24 x HP



Dimensions (LxHxW)	120x65x45 mm
APPLICATION & HYGIENE	* *

DREHZAHLEMPFEHLUNG
RECOMMENDED SPEED

DE	Hierbei handelt es sich um generelle Richtdrehzahlen, spezifisch empfohlene Drehzahlen befinden sich bei den produktbezogenen Informationen. Die Überschreitung der aufgeführten Drehzahlen kann zu einer Beeinträchtigung der Leistungsfähigkeit der Produkte und/oder zu einer Gefährdung des Patienten bzw. Anwenders führen. Die Auswahl der Arbeitsdrehzahl für einen konkreten Anwendungsfall richtet sich insbesondere auch nach dem jeweils zu bearbeitenden Material, dem verwendeten Instrumentenantrieb sowie den maximalen Anpresskräften und liegt im Ermessen des Anwenders.
EN	The recommended speed are a indicative value, you can find the specific recommended speed in the productrelated information. To over exceed the given rotation speed can lead to impairment of the efficiency of the products and/or be of danger for the patient as well as the user. The choice of the working speed for a specific application case is determined by the material subsequently to be used, the instrument power, and the maximal down force pressure ultimately decided upon by the user.
FR	Il s'agit ici de vitesses de rotation indicatives générales, vous trouverez les vitesses de rotation recommandées spécifiques dans les informations relatives au produit. Le dépassement des vitesses de rotation indiquées peut nuire aux performances des produits et/ou mettre en danger le patient ainsi que l'utilisateur. Le choix de la vitesse de rotation de travail pour un cas concret dépend également du matériau à travailler, du dispositif d'entraînement de l'instrument utilisé ainsi que des forces de pression maximales et relève de l'appréciation de l'utilisateur.
ES	Las revoluciones recomendadas orientativas en cada caso son un valor teórico, las velocidades orientativas recomendadas se encuentran en los folletos informativos de los productos. Revoluciones superiores a los limites recomendados pueden perjudicar la eficia de los instrumentos y/o llevar a daños al paciente o al usuario. La velocidad de trabajo para una aplicación concreta depende también del material que se elabora, de la pieza de mano que se usa así como de la máxima presión de trabajo y del critério del profesional.

	Mund-, Kiefer & Gesichtschirurgie		
DE	**Handstück HP**	**Winkelstück RA**	**Turbine FG**
	› empfohlen 6'000 - 10'000 min^{-1} › maximal 40'000 - 50'000 min^{-1}	› empfohlen 6'000 - 10'000 min^{-1} › maximal 40'000 - 50'000 min^{-1}	› empfohlen 80'000 min^{-1} › maximal 100'000 - 120'000 min^{-1}
	Oral & Maxillofacial Surgery		
EN	**Handpiece HP**	**Right Angle RA**	**Friction Grip FG**
	› recom. 6'000 - 10'000 min^{-1} › max. 40'000 - 50'000 min^{-1}	› recom. 6'000 - 10'000 min^{-1} › max. 40'000 - 50'000 min^{-1}	› recom. 80'000 min^{-1} › max. 100'000 - 120'000 min^{-1}
	Chirurgie maxillofaciale		
FR	**Pièce a main HP**	**Contre-Angles RA**	**Turbine FG**
	› recom. 6'000 - 10'000 min^{-1} › max. 40'000 - 50'000 min^{-1}	› recom. 6'000 - 10'000 min^{-1} › max. 40'000 - 50'000 min^{-1}	› recom. 80'000 min^{-1} › max. 100'000 - 120'000 min^{-1}
	Cirugia buco-maxilo-facial		
ES	**Pieza de mano HP**	**Contra ángulo RA**	**Turbina FG**
	› recom. 6'000 - 10'000 min^{-1} › máximo 40'000 - 50'000 min^{-1}	› recom. 6'000 - 10'000 min^{-1} › máximo 40'000 - 50'000 min^{-1}	› recom. 80'000 min^{-1} › máximo 100'000 - 120'000 min^{-1}

DE	Bitte beachten Sie auch die Anpassung der Drehzahlen in Abhängigkeit zum Durchmesser des Instruments sowie die vorliegende Indikation und ausreichende Kühlung. Generell gilt, je größer das Arbeitsteil eines Instrumentes, desto niedriger sollte die Drehzahl eingestellt werden. Bitte beachten Sie ebenfalls die gesonderten Aufbereitungsvorgaben bei Produkten aus Werkzeugstahl. Bitte beachten Sie außerdem für die einzelnen Instrumente die empfohlenen und maximalen Drehzahlen auf der Produktverpackung sowie in der entsprechenden Gebrauchsanweisung.
EN	Please also observe adapting the rotation speed in relation to the diameter of the instrument as well as the prevailing indication and enough cooling. As a general rule, the larger the working part of an instrument, the lower the speed should be set. Please also pay attention to the special preparation specifications for products made of tool steel. Please also note the recommended and maximum rotary speeds for the individual instruments on the product packaging and in the corresponding instructions for use.
FR	Veuillez également tenir compte de l'adaptation de la vitesse de rotation en fonction du diamètre de l'instrument ainsi que de l'indication en vigueur et d'un refroidissement suffisant. En règle générale, plus la partie travaillante d'un instrument est grande, plus la vitesse doit être réduite. Veuillez également prêter attention aux spécifications de préparation spéciales pour les produits en acier à outils. Veuillez également noter les vitesses de rotation recommandées et maximales pour les différents instruments sur l'emballage du produit et dans les instructions d'utilisation correspondantes.
ES	Tenga en cuenta también la adaptación de la velocidad de rotación en relación con el diámetro del instrumento, así como la indicación predominante y la refrigeración suficiente. Como regla general, cuanto mayor sea la parte de trabajo de un instrumento, menor deberá ser la velocidad. Preste también atención a las especificaciones especiales de preparación para los productos de acero para herramientas. Tenga en cuenta también las velocidades de giro recomendadas y máximas para los distintos instrumentos en el embalaje del producto y en las correspondientes instrucciones de uso.

ANWENDUNGS- UND HYGIENESYMBOLE
APPLICATION AND HYGIENE SYMBOLS

Zahnheilkunde
Dentistry
Odontologie
Odontología

Kieferchirurgie
Oral surgery
Chirurgie dentaire
Chirugía maxilofacial

Implantologie
Oral implantology
Implantologie
Implantología

Desinfektion & Sterilisation
Disinfection & Sterilization
Désinfection & Stérilisation
Desinfección & Esterilización

Autoklav mit 135 °C
Autoclave operating at 135 °C
Autoclave avec 135 °C
Autoclave a 135 °C

Thermodesinfektor
Thermodisinfector
Thermodésinfecteur
Desinfectador térmico

Heissluftsterilisator mit 180 °C
Steriliser operating with air of 180 °C
Stérilisateur à air chaud avec 180 °C
Esterilizador de aire caliente a 180 °C

Ultraschall
Ultrasonics
Ultrason
Ultrasonido

Bohrerbad
Drill bath
Bain pour fraises
Baño para fresas

CHIRURGISCHE KITS

SURGICAL KITS I KITS CHIRURGICAUX I KITS QUIRÚRGICOS

Kit Auswahl 134

EN Kits assortment
FR Sélection des kits
ES Selección de kits

Sinuslifting 135-136

EN Sinus lift
FR Lifting des sinus
ES Elevación de seno

1459 Lateral Approach KIT for External Sinus Elevation HP

1461 Lateral Approach KIT for External Sinus Elevation RA

1470 Surgical bone Cutters

1463 Bone Saw Kit 1463

Knochentransfer und Osteosynthese 137-139

EN Bone transfer & osteosynthesis
FR Transfert osseux et ostéosynthèse
ES Transferencia ósea y osteosíntesis

1456 Trephine Basic Kit

1457 Trephine Kit Long

1458 Biopsy Punch Set for Extraction of Tissue Grafts

Periimplantitis 139-140

EN Periimplantitis
FR Périimplantite
ES Periimplantitis

1462 Carbide Finishers for Periimplantitis Treatment

1454 Degranulation Kit

Alveoplastik 141

EN Alveoplasty
FR Alvéoplastie
ES Alveoplastia

1471 Alveoplasty Surgical Kit

1459
P. 135

1461
P. 135



1470
P. 136

1463
P. 136

1456
P. 137

1457
P. 138

1458
P. 139

1462
P. 139



1454
P. 140

1471
P. 141

SINUSLIFTING
SINUS LIFT

Kit 1459
LATERAL APPROACH KIT FOR EXTERNAL SINUS ELEVATION HP

Das Surgical Kit 1459 enthält Instrumente mit Handstückschaft für den lateralen Zugang beim externen Sinuslift. Hartmetallfräser in drei Durchmessern sowie Diamantinstrumente in drei Körnungen ermöglichen das sukzessive Ausdünnen der fazialen Kieferhöhlenwand bis zur Schneiderschen Membran. Dabei schützt der große Durchmesser der Instrumente die Membran vor einer ungewollten Perforation.

The Surgical kit 1459 contains instruments with handpiece shank for the lateral approach in an external sinus lift. Carbide cutters in three diameters and diamond instruments in three grains allow for the gradual thinning of the facial bone wall of the maxillary sinus down to the Schneiderian membrane. The large diameter of the instruments protects the membrane from unintentional perforation.

SHAPE	FIGURE	SHANK	REF	SIZE	PIECES
	C141F	HP	500 104 001 251	018	1
	C141F	HP	500 104 001 251	031	1
	C141F	HP	500 104 001 251	050	1
	CX161R	HP	500 104 408 298	018	1
	801	HP	806 104 001 524	050	1
	801G	HP	806 104 001 534	050	1
	801SG	HP	806 104 001 544	050	1

Kit 1461
LATERAL APPROACH KIT FOR EXTERNAL SINUS ELEVATION RA

Das Surgical Kit 1461 enthält Instrumente mit Winkelstückschaft für den lateralen Zugang beim externen Sinuslift. Hartmetallfräser in drei Durchmessern sowie Diamantinstrumente in zwei Körnungen ermöglichen das sukzessive Ausdünnen der fazialen Kieferhöhlenwand bis zur Schneiderschen Membran. Dabei schützt der große Durchmesser der Instrumente die Membran vor einer ungewollten Perforation.

The Surgical kit 1461 contains instruments with right-angled shank for the lateral approach in an external sinus lift. Carbide cutters in three diameters and diamond instruments in two grains allow for the gradual thinning of the facial bone wall of the maxillary sinus down to the Schneiderian membrane. The large diameter of the instruments protects the membrane from unintentional perforation.

SHAPE	FIGURE	SHANK	REF	SIZE	PIECES
	C141F	RAL	500 205 001 251	018	1
	C141F	RAL	500 205 001 251	031	1
	C141F	RAL	500 205 001 251	050	1
	CX161R	RAL	500 205 408 298	018	1
	801	RA	806 204 001 524	050	1
	801SG	RA	806 204 001 544	050	1

Kit 1470

SURGICAL BONE CUTTERS

Das Surgical Kit 1470 enthält eine Auswahl konischer Hartmetallfräser mit Handstückschaft für ein breites Einsatzgebiet in der Kieferchirurgie. Die Fräser besitzen eine besonders schnittfreudige und effiziente Sägeverzahnung und einen gezielt ausgerichteten Drallwinkel. Die schmalen Arbeitsteile ermöglichen dabei beste Sicht auf das Arbeitsfeld.

The Surgical Kit 1470 contains a selection of conical Tungsten Carbide Cutters with handpiece shank for a broad field of application in oral surgery. The cutters have a particularly easy cutting and efficient saw toothing and a specifically designed twist angle. Further, the narrow working parts allow for an optimal view on the working area.

SHAPE	FIGURE	SHANK	REF	SIZE	PIECES
	CX162A	HP	500 104 409 019	016	1
	C163	HP	500 104 406 297	014	1
	C166	HP	500 104 409 297	021	1
	C254	HP	500 104 415 296	012	1
	C408M	HP	500 104 409 338	016	1
	C165	HP	500 104 408 297	023	1

Kit 1463

BONE SAW KIT 1463

Das BoneSaw Kit enthält eine Auswahl diamantierter Sägen in den drei wichtigsten Durchmessern. Sie dienen der Anwendung bei Kieferknochenspreizung und -anhebung. Dank der verschiedenen Größen bietet das Set dem Anwender die Möglichkeit, während der Operation die passende Säge griffbereit zu haben.

The Bone Saw Kit provides a selection of diamond saws in the three most important diameters. They are used for the application in bone spreading or splitting operations. Due to the various sizes, the set offers the clinician the possibility of having a proper selection of these saws during surgery.

SHAPE	FIGURE	SHANK	REF	SIZE	PIECES
	231DEF	RA	806 204 064 504	070	1
	231DEF	RA	806 204 064 504	100	2
	**231DEF**	RA	806 204 064 504	130	1

KNOCHENTRANSFER UND OSTEOSYNTHESE
BONE TRANSFER & OSTEOSYNTHESIS

Kit 1456
TREPHINE BASIC KIT

Das Trephine Basic Kit bietet ein ausgewähltes Sortiment hochwertiger Trepane in vier Durchmessern. Diese sind zum präzisen und einfachen Erstellen von zylindrischen Knochenentnahme sowie zur Explantation geeignet. Die Trepane haben eine Tiefe von 10 mm und eignen sich speziell für den Einsatz in der Kieferchirurgie und Implantologie. Dank der gut erkennbaren Tiefenmarkierungen im Abstand von jeweils 2 mm kann beim Einsatz jederzeit leicht und sicher die Frästiefe abgelesen werden. Zusätzlich ermöglichen die darüber hinaus im set enthaltene Vorkörner in den selben Durchmesser eine sichere Anwendung der Trepane.

The Trephine Basic Kit offers a selected range of high quality trephines in four diameters. These tools are designed specifically for creating cylindrical bone grafts quickly and accurately and for removing implants. The trephine drills have a depth of 10 mm and have been developed specifically with mandibular surgery and implantology in mind. Thanks to the well-defined laser depth marking in 2 mm intervals, the drilling depth can accurately be monitored. Furthermore, the pre-drilling trephines in the same diameter included in the set enable a safe application of the trephines.

SHAPE	FIGURE	SHANK	REF	SIZE	LENGTH MM	↔	⊔	PIECES
	**DV229**	RA	330 205 557 001	040	2.0	4.0	4.7	1
	DV229	RA	330 205 557 001	050	2.0	5.0	5.7	1
	DV229	RA	330 205 557 001	060	2.0	6.0	6.7	1
	DV229	RA	330 205 557 001	070	2.0	7.0	7.7	1
	229RF	RAL	330 205 486 001	040	10.0	4.0	5.0	1
	229RF	RAL	330 205 486 001	050	10.0	5.0	6.0	1
	229RF	RAL	330 205 486 001	060	10.0	6.0	7.0	1
	229RF	RAL	330 205 486 001	070	10.0	7.0	8.0	1

Kit 1457

TREPHINE KIT LONG

Das Trephine Kit Long bietet ein breites Sortiment hochwertiger Trepane in vier Durchmessern. Diese sind zum präzisen und einfachen Erstellen von zylindrischen Knochentransplantaten sowie zur Explantation geeignet. Die Trepane haben eine Tiefe von 18 mm* und eignen sich speziell für den Einsatz in der Kieferchirurgie und Implantologie. Dank der gut erkennbaren Tiefenmarkierungen im Abstand von jeweils 2 mm kann die Frästiefe während der Behandlung jederzeit leicht und sicher abgelesen werden. Zusätzlich ermöglichen die darüber hinaus im set enthaltene Vorkörner in den selben Durchmesser eine sichere Anwendung der Trepane.

The Trephine Kit Long offers a selected range of high quality trephines in four diameters. These tools are designed specifically for creating cylindrical bone grafts quickly and accurately and for removing implants. The trephine drills have a depth of 14 mm* and have been developed specifically with mandibular surgery and implantology in mind. Thanks to the well-defined laser depth marking in 2 mm intervals, the drilling depth can accurately be monitored. Furthermore, the pre-drilling trephines in the same diameter included in the set enable a safe application of the trephines.

SHAPE	FIGURE	SHANK	REF	SIZE	LENGTH MM			PIECES
	DV229	RA	330 205 557 001	040	2.0	4.0	4.7	1
	DV229	RA	330 205 557 001	050	2.0	5.0	5.7	1
	**DV229**	RA	330 205 557 001	060	2.0	6.0	6.7	1
	DV229	RA	330 205 557 001	070	2.0	7.0	7.7	1
	**229XLRF**	RAL	330 205 556 001	040	18.0	4.0	5.0	1
	**229XLRF**	RAL	330 205 556 001	050	18.0	5.0	6.0	1
	229XLRF	RAL	330 205 556 001	060	18.0	6.0	7.0	1
	229XLRF	RAL	330 205 556 001	070	18.0	7.0	8.0	1

PERIIMPLANTITIS
PERIIMPLANTITIS

Kit 1458
BIOPSY PUNCH SET FOR EXTRACTION OF TISSUE GRAFTS

Das Punch Basic Kit enthält Schleimhautstanzen in verschiedenen Durchmessern zur Durchführung von Gewebeentnahmen. Sie dienen dem Einsatz bei Sofortimplantation, zur Hebung von Schleimhauttransplantaten im Rahmen des Weichgewebsmanagements bzw. einer Biopsie sowie zur Freilegung der Gingiva nach Implantation. Die Schleimhautstanzen erzeugen saubere Schnittstellen und sorgen für minimale Gewebetraumatisierung.

The Punch Basic Kit contains Biopsy Punches in different diameters for the performance of tissue removal. They serve for the application in immediate implant placement, for taking mucosa grafts in the scope of soft tissue management or biopsy as well as for uncovering the gingiva after implantation. The Biopsy Punches create clean cut surfaces and care for minimal tissue traumatization.

SHAPE	FIGURE	SHANK	REF	SIZE	LENGTH MM			PIECES
	225RF	RA	330 204 485 373	030	6.0	3.0	3.7	1
	225RF	RA	330 204 485 373	050	6.0	5.0	5.7	1
	225RF	RA	330 204 485 373	060	6.0	6.0	6.7	1
	225RF	RA	330 204 485 373	070	6.0	7.0	7.7	1

Kit 1462
CARBIDE FINISHERS FOR PERIIMPLANTITIS TREATMENT

Das Periimplantitis Kit beinhaltet perfekt aufeinander abgestimmte Hartmetallfinierer in Ei- und Flammenform zur optimalen Periimplantitis-Behandlung. Alle Formen liegen in Standard- und ultra feiner Verzahnung vor. Die Arbeitsteilformen, -größen, und -verzahnungen eignen sich optimal zur intraoralen Bearbeitung von Titan und für verschiedene Formen von Implantathals und -schulter. Alle enthaltenen Finierer besitzen einen extra langen FG Schaft (Gesamtlänge 32 mm) mit dem insbesondere schwer zugängliche, tiefe Bereiche erreicht werden können. Für die Behandlung der Periimplantitis werden die Finierer rechtsläufig gegen den Uhrzeigersinn um den freiliegenden Teil des Implantats herumgeführt, um die Implantatoberfläche zu glätten.

The Periimplantitis Kit contains perfectly matched tungsten carbide finishing burs in egg and flame shapes for the idea peri-implantitis treatment. All shapes come in standard and ultra-fine toothing. The shapes, sizes and toothings of the working parts are perfectly suited for the intraoral treatment of titanium and for different shapes of implant neck and shoulder. All finishers have an extra-long FG shank (total length 32 mm) which allows particularly the treatment of difficult-to-access, deep areas. For the peri-implantitis treatment, the finishers are used clockwise and are guided around the exposed implant counter-clockwise so the implant surface is smoothed.

SHAPE	FIGURE	SHANK	REF	SIZE	PIECES
	C379	FGXXL	500 317 277 072	014	1
	C379	FGXXL	500 317 277 072	023	1
	C48L	FGXXL	500 317 249 072	014	1
	C48L	FGXXL	500 317 249 072	023	1
	C379U	FGXXL	500 317 277 032	014	1
	C379U	FGXXL	500 317 277 032	023	1
	C48LU	FGXXL	500 317 249 032	014	1
	C48LU	FGXXL	500 317 249 032	023	1

Kit 1454

DEGRANULATION KIT

Das Degranulations-Kit eignet sich hervorragend für weitere Verfahren zur Knochenregeneration. Degranulationsfräser können in der Implantologie, der Parodontalchirurgie, der endodontischen Chirurgie und der Wurzelentfernung eingesetzt werden. Die sehr rauen Diamantkörner ermöglichen eine schnelle Entfernung von weichem Granulationsgewebe, das für die manuelle Behandlung unzugänglich ist. Im Vergleich zu Hartmetallfräsern beschädigen Diamantinstrumente die Knochenstruktur nicht und sind daher sicher, wenn Sie in der Nähe der anatomischen Strukturen arbeiten. Das Degranulations-Kit 1454 besteht aus vier Degranulations Bohrern mit den Durchmessern 1,0 mm, 2,5 mm, 3,0 mm und 3,5 mm.

Degranulation kit is excellently suitable for further bone regeneration procedures. Degranulation burs can be used in implantology, periodontal surgery, endodontic surgery, and root removal. Very rough diamond edges allow fast removal of soft granulation tissue inaccessible to manual treatment. Diamond instruments do not damage bone structure compared to carbide burs; therefore safe when you work near the anatomical structures. The degranulation kit 1454 consists of four degranulation drills with diameter 1.0 mm, 2.5 mm, 3.0 mm, 3.5 mm.

SHAPE	FIGURE	SHANK	REF	SIZE	PIECES
	801LD	RAXL	806 206 697 534	010	1
	801LD	RAXL	806 206 697 534	025	1
	801LD	RAXL	806 206 697 534	030	1
	801LD	RAXL	806 206 697 534	035	1

Anwendung von Kit 1454

Application of Kit 1454

ENTFERNUNG VON GRANULOMEN

REMOVAL OF GRANULOMAS

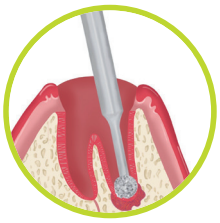

PERIIMPLANTITISBEHANDLUNG

PERIIMPLANTITIS TREATMENT

PARODONTITISBEHANDLUNG

PERIODONTAL TREATMENT

ZYSTEKTOMIE UND ENTFERNUNG DER WURZELSPITZE

CYSTECTOMY AND REMOVAL OF THE ROOT TIPT

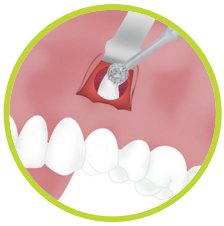

Kit 1471

ALVEOPLASTY SURGICAL KIT

Das Alveoplasty Surgical Kit enthält die wichtigsten Instrumente zur chirurgischen Konturierung und Modifizierung des Kieferkamms, wenn es nach der Extraktion eines Zahns oder durch stattgefundenen Knochenabbau zu unerwünschten Unebenheiten des Kieferknochens kommt. In diesem Fall bietet das Kit die optimale Möglichkeit den Kieferknochen zu glätten. Das Alveoplasty Kit enthält Vorkörner und zwei Lindemannfräser, die die Durchführung von präzisen, initialen Osteotomien, auch im harten kortikalen Knochen, erlauben. Zur Durchführung der Alveoplastik selbst, dienen Hartmetallfräser und speziell entwickelte Diamanten und Kieferkamm Konturierer. Die gerundeten Arbeitsteilformen schützen dabei optimal vor Verletzungen des Weichgewebes. So wird der Kieferknochen schonend und präzise für die Implantatinsertion oder die Versorgung mit einer Totalprothese vorbereitet.

The Alveoplasty Surgical Kit contains the most important instruments for surgical contouring and modification of the alveolar ridge when unwanted unevenness of the jawbone occurs after tooth extraction or bone degeneration. In this case, the kit offers the best way to smooth the jawbone. The Alveoplasty Kit contains initial bur and two Lindemann burs, which allow for the performance of precise, initial osteotomies, even in hard cortical bone. To perform the alveoplasty itself, carbide cutters and specially designed diamond and ridge contourers are included. The rounded working parts optimally protect the soft tissue against injuries. Thus, the alveolar ridge is prepared carefully and precisely for implant insertion or denture restoration.

SHAPE	FIGURE	SHANK	REF	SIZE	PIECES
	186RF	RA	330 204 684 377	018	1
	C166	RAL	500 205 409 297	021	1
	165RF	RAL	330 205 408 297	023	1
	C71	HP	500 104 001 175	040	1
	CX77	HP	500 104 237 190	060	1

SHAPE	FIGURE	SHANK	REF	SIZE	PIECES
	801	RA	806 204 001 524	033	1
	D8307XG	HPS	806 103 307 554	060	1
	D8307XG	HP	806 104 307 554	090	1
	RCB00	RAL	-	075	1

CHIRURGISCHE KIEFERKAMMKONTURIERER BOHRER

SURGICAL RIDGE CONTOURING BURS

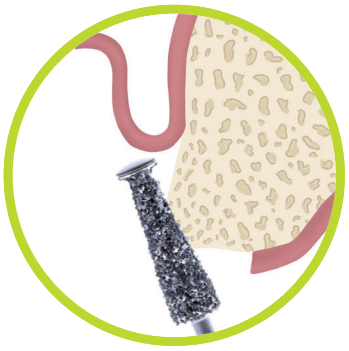

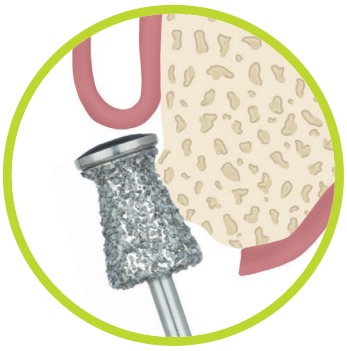

Kits und Zubehör

kits and accessories | kits et accessoires | kits y accesorios



Kit Auswahl 144

EN Kits assortment
FR Sélection des kits
ES Selección de kits

Umfassende Sets

EN Comprehensive sets
FR Ensembles complets
ES Conjuntos completos

1432 «ALL YOU NEED» CAD-CAM KIT 145
1372 JOTA CONSERVATION/COMPOSITE KIT 146
1391 COMPOSITE UNIVERSAL KIT 146
1474 PREPARACIONES DENTARIAS acc. Dr. Victor Guerrero 147
1945 MASTER KIT ROA acc. Dr. Roberto Tello 147

Präparation

EN Preparation
FR Préparation
ES Preparación

1325 OKKLUSAL PREP KIT 148
1411 CHAMFER CLASSIC KIT acc. Dr. Bartling 148
1418 CROWN PREP CONVENTIONAL KIT 149
1424 UNIVERSAL PREP KIT acc. Prof. Dr. Brägger 149
1431 UNIVERSAL ALL CERAMIC KIT acc. Prof. Dr. Brägger 150
1724 ALL CERAMIC PREPARATION acc. Dr. Milko Villarroel 150
1730 CERAMIC PREP UPDATE acc. Dr. Milko Villarroel 151

Veneertechnik

EN Veneering
FR Facettes
ES Carillas

1443 JOTA EFFICIENT VENEER PREP KIT 151
1449 JOTA ESTHETIC VENEER PREP KIT 152

Füllungsbearbeitung

EN Filling processing
FR Usinage de remplissage
ES Procesamiento del llenado

1326 DIAMOND COMPOSITE FINISHING KIT 152
1327 CARBIDE COMPOSITE FINISHING KIT 153
1396 FINISHING STONE KIT 153
1921 PROFESSIONAL POLISHING COMPOSITE 154
1939 EXTENDED POLISHING COMPOSITE KIT 154
1393 DIAMOND POLISHER KIT „JOTA EASY“ 155
1394 DIAMOND POLISHER KIT „JOTA PROFESSIONAL“ 155
1899 SILICON POLISHERS FOR COMPOSITES KIT 156

Chairside Keramikbearbeitung

EN Chairside ceramic processing
FR Traitement de la céramique au fauteuil
ES Tratamiento de la cerámica en la consulta

1439 NANO CERAMIC CHAIRSIDE POLISHING KIT 156
1395 SILICON POLISHER KIT FOR CERAMIC 157
1399 POLISHER KIT „3-STEP“ FOR CERAMIC 157
1435 JOTA LS GLOSS KIT 158
1440 LS GLOSS CHAIRSIDE KIT 158
1460 ZIR-PREP KIT 159
1436 ZIR GLOSS KIT 159
1441 ZIR GLOSS CHAIRSIDE KIT 160
1453 LS-ZIR POLISHING CHAIRSIDE KIT 160

Kieferorthopädie

EN Orthodontic
FR Orthodontie
ES Ortodoncia

1389 ORTHODONTIC KIT FG 161
1390 ORTHODONTIC RA KIT 161

Sonstige Sets

EN Other Sets
FR Autres ensembles
ES Otros conjuntos

1367 MINIMAL PREPARATION KIT 162
1331 KIDS TREATMENT SET 162
1330 ENDO ACCESS KIT 163
1999 ALL CROWN CUTTER KIT 163
1771 JOTA PARADONTAL KIT 164
1912 PERIIMPLANTITIS acc. PD Dr. Philipp Sahrmann 164
1454 DEGRANULATION KIT 165

Provisorische Restaurationen

EN Temporary restorations
FR Restaurations temporaires
ES Restauraciones

1833 B.E.F PROTOTYPE acc. Dr. Milko Villarroel 166
1840 PROVISIONAL ADJUSTMENT AND POLISHING 166

Bohrerständer 167

EN Bur blocks
FR Manches
ES Freseros

KITS AUSWAHL
KITS ASSORTMENT




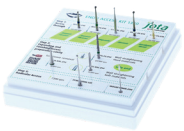



1325	1326	1327	1330	1331	1367	1372
P. 148	P. 152	P. 153	P. 163	P. 162	P. 162	P. 146



1389	1390	1391	1393	1394	1395	1396
P. 161	P. 161	P. 146	P. 155	P. 154	P. 157	P. 153







1399	1411	1418	1424	1431	1432	1435
P. 157	P. 148	P. 149	P. 149	P. 150	P. 145	P. 158






1436	1439	1440	1441	1443	1449	1453
P. 159	P. 156	P. 158	P. 160	P. 151	P. 152	P. 160







1454	1460	1474	1724	1730	1771	1833
P. 165	P. 158	P. 147	P. 150	P. 151	P. 164	P. 166



1840	1899	1912	1921	1939	1945	1999
P. 166	P. 156	P. 164	P. 154	P. 154	P. 147	P. 163

UMFASSENDE SETS
COMPREHENSIVE SETS

NEW PRODUCT

Kit 1432
«ALL YOU NEED» CAD-CAM

Das KIT 1432 enthält Instrumente für die präzise Präparation von Inlays, Onlays, Veneers, Teilkronen und Kronen sowie Instrumente zur Charakterisierung und Politur von Chairside-Keramik-Restaurationen, einschließlich Zirkonoxid, Emax®, IPS Empress® oder Hybridkeramik-Restaurationen. Erleben Sie mit diesem Kit eine deutliche Erleichterung und Zeitersparnis in Ihrer täglichen Arbeit. Mit einem einzigen Set an Instrumenten decken Sie das gesamte Spektrum an CAD-CAM-Materialien und den gesamten digitalen Workflow ab: Tiefenmarkierung - Präparation - Restaurationen separieren- Beschleifen der Kontaktpunkte - Restaurationen polieren- Suprakontakte Verschleifen – intraorale Politur der Restauration.

KIT 1432 contains burs for the precise preparation of inlays, onlays, veneers, partial crowns and crowns, and instruments for characterizing and polishing chairside ceramic restorations, including zirconia, Emax®, IPS Empress® or hybrid ceramic restorations. Experience significant relief and time savings in your daily work with this kit. With a single set of instruments, you cover the entire spectrum of CAD-CAM materials and the entire digital workflow: depth marking - preparation - polishing - separating restorations - polishing restorations - grinding supra-contacts - intraoral polishing of the restorations.

SHAPE	FIGURE	SHANK	REF	SIZE	PIECES
	839	FG	806 314 150 524	014	1
	801	FG	806 314 001 524	018	1
	801	FG	806 314 001 524	023	1
	834	FG	806 314 552 524	021	1
	849	FG	806 314 197 524	025	1
	850	FG	806 314 198 524	012	1
	850	FG	806 314 198 524	018	1
	850	FG	806 314 198 524	021	1
	845R	FG	806 314 544 524	025	1
	833F	FGL	806 315 277 514	023	1
	849F	FG	806 314 197 514	025	1
	850F	FG	806 314 198 514	018	1
	850F	FG	806 314 198 514	021	1
	Z833F	FG	806 314 277 314	023	1
	Z850F	FG	806 314 198 314	018	1
	845RF	FG	806 314 544 514	025	1
	828TG	FGS	806313501524015	017	1
	828TY	FGS	806313501524020	017	1

SHAPE	FIGURE	SHANK	REF	SIZE	PIECES
	GP662	RA	655 204 288 526	035	1
	SD661F	RA	805 204 288 514	025	1
	6198.ARK	RA	635 204 198 505	023	1
	ZIR9863M	RA	803 204 543 521	140	1
	ZIR9863F	RA	803 204 543 511	140	1
	9837	RA	803 204 543 503	140	1

NEW PRODUCT

Kit 1372

JOTA CONSERVATION/ COMPOSITE



Das CONSERVATION/ COMPOSITE Kit enthält ausgewählte Instrumente zur Präparation verschiedener Kavitätenklassen, sowie Instrumente zur Entfernung von aufgeweichtem Dentin. Darüber hinaus enthält das Kit Instrumente zum effizienten Finieren und Polieren von Kompositrestaurationen.

The Composite Kit contains selected instruments for the preparation of various cavity classes, as well as instruments for the removal of softened dentin. In addition, the kit contains instruments for efficient finishing and polishing of composite restorations.

Kit 1391

COMPOSITE UNIVERSAL

Das Kit enthält neben den wichtigsten Instrumenten für die präzise Präparation verschiedenster Kavitäten auch Instrumente zur Entfernung von Amalgam- und Kompositfüllungen und erweichter, kariöser Zahnsubstanz. Feinkörnige Diamantinstrumente und ein Arkansas Stein unterstützen das Konturieren und Finieren der Kompositfüllungen. In einem abschliessenden Arbeitsschritt werden mit Hilfe eines Diamantpolierers die Restaurationen auf Hochglanz poliert.

In addition to the essential instruments for the precise preparation of a wide variety of cavities, the kit also contains instruments for removing amalgam and composite fillings and softened carious tooth substances. Fine-grained diamond instruments and an Arkansas stone support the contouring and finishing of composite fillings. In a final step, a diamond polisher is used to polish the restorations to a high gloss.

SHAPE	FIGURE	SHANK	REF	SIZE	PIECES
	801	FG	806 314 001 524	008	1
	801	FG	806 314 001 524	012	1
	808RL	FG	806 314 238 524	012	1
	808RL	FG	806 314 238 524	014	1
	862F	FG	806 314 249 514	010	1
	862F	FG	806 314 249 514	016	1
	801F	FG	806 314 001 514	023	1
	830F	FG	806 314 257 514	021	1
	C1	RA	500 204 001 001	012	1
	C1	RA	500 204 001 001	014	1
	C1	RA	500 204 001 001	016	1
	C1	RA	500 204 001 001	018	1
	9831	RA	803 204 243 502	030	1
	9832	RA	803 204 030 502	060	1
	9833	RA	803 204 304 502	100	1
	9834	RA	803 204 243 502	040	1

SHAPE	FIGURE	SHANK	REF	SIZE	PIECES
	801	FG	806 314 001 524	012	1
	808L	FG	806 314 234 524	014	1
	837	FG	806 314 110 524	012	1
	801L	FG	806 314 697 524	014	1
	CQ1	RA	500 204 001 002	016	1
	862F	FG	806 314 249 514	012	1
	820F	FG	806 314 465 514	016	1
	830F	FG	806 314 257 514	016	1
	C31A	FG	500 314 139 008	012	1
	645.ARK	RA	635 204 161 505	028	1
	9837	RA	803 204 543 503	140	1

NEW PRODUCT

Kit 1474

PREPARACIONES DENTARIAS

by Dr. Victor Guerrero

Dieses von Dr. Victor Guerrero entwickelte Kit ermöglicht die Durchführung zahnärztlicher Präparationen unter optimalem Einsatz des Absoluten Isolierens. Es enthält eine kompakte Auswahl an Instrumenten, mit denen der klinische Anwender auf einfache und vorhersehbare Weise verschiedene Präparationsdesigns für indirekte Restaurationen wie Inlays, Onlays, Overlays, Vonlays, Okklusale Veneers sowie Vertipreps für den Ersatz von Kronen durchführen kann

This kit, designed by Dr. Victor Guerrero to perform dental preparations utilizing the advantages of Absolute Isolation, includes a compact selection of instruments that allow the clinician to easily and predictably perform various preparation designs for indirect restorations, such as inlays, onlays, overlays, vonlays, occlusal veneers, and also Verti preps for crown replacements.

SHAPE	FIGURE	SHANK	REF	SIZE	PIECES
	C44E	FG	500 314 499 072	014	1
	845R	FG	806 314 544 524	021	1
	839	FG	806 314 150 524	012	1
	833F	FG	806 314 277 514	014	1
	833F	FG	806 314 277 514	018	1
	859F	FG	806 314 166 514	012	1
	845RF	FG	806 314 544 514	025	1
	850F	FG	806 314 198 514	014	1
	881F	FG	806 314 141 514	010	1
	881F	FG	806 314 141 514	014	1
	862F	FG	806 314 249 514	010	1
	862F	FG	80 6314 249 514	012	1

NEW PRODUCT

Kit 1945

MASTER KIT ROA

by Dr. Roberto Tello

Das neue MÁSTER KIT ROA, entwickelt von Dr. Roberto Tello, ist das umfangreichste Kit für die adhäsive restaurative Zahnmedizin. Es vereint Schweizer Präzision mit höchster Effizienz für minimalinvasive Präparationen. Ideal für kontaktlinsenartige Veneers, voluminöse Veneers und Vonlays, ermöglicht es präzise und effiziente Präparationen von Restaurationen und vertikalen Präparationstechniken. Das Set enthält speziell entwickelte Diamantinstrumente für die Dentinversiegelung, wodurch die finale Adhäsion optimiert wird.

The new MÁSTER KIT ROA, developed by Dr. Roberto Tello, is the most comprehensive kit for adhesive restorative dentistry. It combines Swiss precision with maximum efficiency for minimally invasive preparations. Ideal for contact lens-like veneers, high-volume veneers, and vonlays, it enables precise and efficient preparation of restorations and vertical preparation techniques.

SHAPE	FIGURE	SHANK	REF	SIZE	PIECES
	6198.ARK	FG	635 314 198 505	023	1
	859LEF	FG	806 314 167 504	014	1
	890LEF	FG	806 314 699 504	008	1
	893HEF	FG	806 314 707 504	023	1
	446KR	FG	806 314 546 524	008	2
	815	FG	806 314 042 524	023	1
	837L	FG	806 314 111 524	010	1
	859L	FG	806 314 167 524	012	1
	881	FG	806 314 141 524	010	1
	845R	FG	806 314 544 524	018	1
	852F	FG	806 314 199 514	010	1
	852F	FG	806 314 199 514	010	1
	846KRF	FG	806 314 562 514	018	1
	890F	FG	806 314 160 514	010	1
	820F	FG	806 314 465 514	016	1
	863F	FG	806 314 250 514	012	1
	846KRF	FG	806 314 562 514	021	1
	893F	FG	806 314 507 514	023	1
	859LF	FG	806 314 167 514	010	1
	839KF	FG	806 314 722 514	012	1
	859LF	FG	806 314 167 514	010	1
	881F	FG	806 314 141 514	010	1

PRÄPARATION
PREPARATION

Kit 1325
OKKLUSAL PREP

Das Kit enthält Diamantinstrumente für das Präparieren und Finieren von okklusalen Oberflächen. Dank besonderen anatomischen Formen der Arbeitsteile, sind keine unterschiedlichen Bearbeitungsrichtungen notwendig, um die Okklusal-Fläche eines Zahnes zu präparieren. Somit wird die Bearbeitungszeit deutlich optimiert.

The kit contains diamond instruments for preparing and finishing occlusal surfaces. Thanks to special anatomical shapes of the working parts, no different processing directions are necessary to prepare the occlusal surface of a tooth. This significantly optimizes the processing time.

SHAPE	FIGURE	SHANK	REF	SIZE	PIECES
	525	FG	806 314 525 524	017	1
	**526**	FG	806 314 526 524	023	1
	525EF	FG	806 314 525 504	017	1
	526EF	FG	806 314 526 504	023	1
	893HEF	FG	806 314 707 504	023	1

Kit 1411
CHAMFER CLASSIC
acc. Dr. Bartling

Das CHAMFER CLASSIC Kit beinhaltet ein optimal abgestimmtes Sortiment von Diamanten zur Hohlkehlpräparation und Finieren. Gerade im Bereich der Vollkeramik leistet die Präparation einen wichtigen Beitrag zur Stabilität von Kronen und Brücken. Ein systematisches Vorgehen bei Präparation erleichtert das Erreichen von sehr guten klinischen Resultaten.

The CHAMFER CLASSIC Kit contains an optimally coordinated assortment of diamonds for chamfer preparation and finishing. Especially in all-ceramics, the preparation makes an essential contribution to the stability of crowns and bridges. A systematic preparation procedure facilitates the achievement of excellent clinical results.

SHAPE	FIGURE	SHANK	REF	SIZE	PIECES
	526	FG	806 314 526 524	023	1
	801	FG	806 314 001 524	018	1
	833	FG	806 314 277 524	023	1
	862	FG	806 314 249 524	012	1
	881	FG	806 314 141 524	012	1
	881	FG	806 314 141 524	014	1
	525F	FG	806 314 525 514	012	1
	833F	FG	806 314 277 514	023	1
	881F	FG	806 314 141 514	014	1

Kit 1418

CROWN PREP CONVENTIONAL

Dieses Präparationsset enthält alle Instrumente, die für die Kronenpräparation erforderlich sind. Die Hohlkehlen und Stufenpräparationen für Vollkeramikversorgungen können durchgeführt werden. Der geplante Abtrag wird über Tiefenmarkierungen vordefiniert und eine optimale Materialstärke für die Versorgung ist sichergestellt. Eine Besonderheit des Sets ist das Instrument mit einem axial verlaufenden Führungsstift, das die Kontrolle der Präparationstiefe und die Schaffung einer idealen Randgeometrie für Kleberestaurationen ermöglicht.

This preparation set contains all instruments required for crown preparation. The chamfers and shoulder preparations for all-ceramic restorations can be carried out. The planned preparation is predefined via depth markings, and an optimum material thickness for the restoration is ensured. A unique feature is an instrument with an axially running guide pin, which controls the preparation depth and ideal marginal geometry for adhesive restorations to be created.

SHAPE	FIGURE	SHANK	REF	SIZE	PIECES
	833	FG	806 314 277 524	023	1
	859	FG	806 314 166 524	014	1
	882	FG	806 314 142 524	016	1
	508F	FG	806 314 508 514	020	1
	878F	FG	806 314 298 514	016	1
	882F	FG	806 314 142 514	014	1
	508G	FG	806 314 508 534	020	1

Kit 1424

UNIVERSAL PREP

acc. Prof. Dr. Brägger, University Bern



Das Universal Prep Kit beinhaltet ein optimal abgestimmtes Sortiment von Diamanten für Präparationen im gesamten Indikationsbereich der Kronen- und Brückenprothetik. Ein Kit für alle Präparationen mit verminderter Konvergenz, zur substanzschonenden Reduktion und definierter Präparationsgrenze für VMK-Kronen mit aufgebrannter Schulter sowie für vollkeramische CAD/CAM-Restaurationen.

The Universal Prep Kit contains an optimally coordinated assortment of diamonds for preparations in the entire indication range of crown and bridge prosthetics. A kit for all preparations with reduced convergence, for substance-preserving reduction, and defined preparation margins for porcelain-fused-to-metal crowns with a burnt-on shoulder as well as for all-ceramic CAD/CAM restorations.

SHAPE	FIGURE	SHANK	REF	SIZE	PIECES
	558	FG	806 314 558 524	013	1
	558	FG	806 314 558 524	015	1
	833	FGL	806 315 277 524	023	1
	859L	FG	806 314 167 524	012	1
	558F	FG	806 314 558 514	013	1
	558F	FG	806 314 558 514	015	1
	833F	FGL	806 315 277 514	023	1
	893F	FG	806 314 507 514	023	1

Kit 1431

UNIVERSAL ALL CERAMIC

acc. to Prof. Dr. Brägger, Universität Bern



Das Universal All Ceramic Kit wurde in Zusammenarbeit mit Prof. Dr. Brägger entwickelt und eignet sich optimal für die Schulterpräparation für Restaurationen aus Keramik. Das Kit enthält aufeinander abgestimmte Diamantinstrumente für eine optimale Gestaltung der Schulter und der okklusalen Oberfläche.

The Universal All Ceramic Kit was developed in cooperation with Prof. Dr. Brägger and is ideally suited for shoulder preparation for ceramic restorations. The kit contains coordinated diamond instruments for optimal shaping of the shoulder and the occlusal surface.

SHAPE	FIGURE	SHANK	REF	SIZE	PIECES
	525	FG	806 314 525 524	017	1
	526	FG	806 314 526 524	023	1
	833	FG	806 314 277 524	023	1
	852	FG	806 314 199 524	014	1
	852	FG	806 314 199 524	016	1
	859L	FG	806 314 167 524	012	1
	833F	FG	806 314 277 514	023	1
	852F	FG	806 314 199 514	014	1
	852F	FG	806 314 199 514	016	1
	893F	FG	806 314 507 514	023	1

Kit 1724

ALL CERAMIC PREPARATION

acc. to Dr. Milko Villarroel



Dieses Kit wurde unter Berücksichtigung höchster ästhetischer Ansprüche gemeinsam mit dem bekannten Opinion Leader Dr. Milko Villarroel entwickelt. Das Kit enthält eine detaillierte Abfolge von Qualitätsinstrumente für Präzisionsarbeiten, die den einzelnen Schritten des Verfahrens zur Herstellung von Kronen und Keramiklaminaten entsprechen.

This kit was developed with the highest aesthetic demands in mind, together with the well-known opinion leader Dr. Milko Villarroel.
The kit contains a detailed sequence of quality instruments for precision work corresponding to each step of the crown and ceramic laminate procedure.

SHAPE	FIGURE	SHANK	REF	SIZE	PIECES
	801	FG	806 314 001 524	012	1
	801	FG	806 314 001 524	016	1
	830	FG	806 314 257 524	023	1
	850	FG	806 314 198 524	014	1
	850	FG	806 314 198 524	016	1
	852	FG	806 314 199 524	018	1
	801F	FG	806 314 001 514	010	1
	830F	FG	806 314 257 514	023	1
	849F	FG	806 314 197 514	025	1
	850F	FG	806 314 198 514	014	1
	850F	FG	806 314 198 514	016	1
	852F	FG	806 314 199 514	018	1
	858F	FG	806 314 165 514	010	1

VENEERTECHNIK
Veneering

NEW PRODUCT

Kit 1730
CERAMIC PREP UPDATE
acc. to Dr. Milko Villarroel

Play video

Das Kit 1730 ermöglicht es allen Zahnärzten, Präparationen nach einem rationalen und zuverlässigen Protokoll durchzuführen. Blaue Diamantbohrer mittlerer Körnung werden zur Tiefenmarkierung, zum Materialabtrag und zur Eliminierung approximaler Bereiche eingesetzt. Feine rote Diamantbohrer werden für die Feinbearbeitung aller Oberflächen und für biologieorientierte Präparationstechniken empfohlen.

The kit1 730 enables all dental professionals to carry out dental preparations based on a rational and sound protocol. Medium grit blue diamond burs are selected to mark depth, remove material and eliminate proximal areas. Fine red diamond burs are recommended for finishing all surfaces and for biology-oriented preparation techniques.

Kit 1443
JOTA EFFICIENT VENEER PREP



Dieses Kit beinhaltet alle Instrumente für eine effiziente Veneer-Präparation. Mit dem Tiefenmarkierer 815 FG.022 wird eine 0.3 mm tiefe Rille im zervikalen Drittel der Labialfläche angelegt. Mit dem Tiefenmarkierer 815 FG.026 wird eine 0.5 mm tiefe Rille im inzisalen Drittel der Vestibulärfläche angelegt. Das Kit enthält ein Diamantinstrument mit zwei unterschiedlichen Körnungen, was dem Zahnarzt erlaubt, in einem Arbeitsschritt den gingivalen Präparationsrand zu finieren und labial den markierten Schmelzanteil zu entfernen. Ein Instrumentenwechsel ist nicht mehr erforderlich.

This kit contains all instruments for efficient veneer preparation. The depth marker 815 FG.022 is used to create a 0.3 mm deep groove in the cervical third of the labial surface. The depth marker 815 FG.026 is used to create a 0.5 mm deep groove in the incisal third of the vestibular surface. The kit contains a diamond instrument with two different grit sizes, which allows the dentist to finish the gingival preparation margin and remove the marked enamel portion labially in one step. It is no longer necessary to change instruments.

SHAPE	FIGURE	SHANK	REF	SIZE	PIECES
	801	FG	806 314 001 524	012	1
	801	FG	806 314 001 524	016	1
	850	FG	806 314 198 524	012	1
	859	FG	806 314 166 524	010	1
	852	FG	806 314 199 524	012	1
	801F	FG	806 314 001 514	010	1
	830F	FG	806 314 257 514	018	1
	830F	FG	806 314 257 514	023	1
	845RF	FG	806 314 544 514	025	1
	850F	FG	806 314 198 514	012	1
	852F	FG	806 314 199 514	012	1
	863F	FG	806 314 250 514	012	1
	890F	FG	806 314 160 514	010	1
	526F	FG	806 314 526 514	023	1

SHAPE	FIGURE	SHANK	REF	SIZE	PIECES
	801	FG	806 314 001 524	014	1
	815	FG	806 314 042 524	022	1
	815	FG	806 314 042 524	026	1
	833F	FG	806 314 277 514	023	1
	852GF	FG	856 314 199 534	014	1
	852GF	FG	856 314 199 534	016	1
	890EF	FG	806 314 160 504	010	1

FÜLLUNGSBEARBEITUNG
FILLING FINISHING

Kit 1449
JOTA ESTHETIC VENEER PREP



Eine Auswahl an Instrumenten für anatomisch angepasste Veneer-Präparationen. Der Tiefenmarkierer 834 unterstützt die Präparation einer korrekt definierten Stärke des Veneers auf der Labialfläche des jeweiligen Zahnes. Diamanten der Form 852 unterstützen den schnellen Zahnschmelzabtrag. Der Arkansas-Stein 649 erlaubt das perfekte Finieren der Präparation und insbesondere das Glätten das Zahnschmelzprismen.

A selection of instruments for anatomically adapted veneer preparations. The depth marker 834 supports the preparation of a correctly defined thickness of the veneer on the labial surface of the respective tooth. Shape 852 diamonds support rapid enamel removal. The Arkansas stone 649 allows perfect finishing of the preparation and especially smoothing of the enamel prisms.

NEW PRODUCT

Kit 1326
DIAMOND COMPOSITE FINISHING

Play video

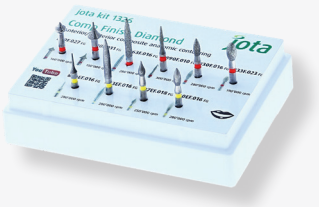

Das Kit 1326 enthält feine und extrafeine Diamantinstrumente für das Finieren von Kompositrestaurationen. Die anatomische Form der Instrumente ermöglicht die Bearbeitung und Charakterisierung der Oberflächen verschiedenster Zähne - sowohl anterior als auch posterior.

KIT 1326 contains fine and extra-fine diamond instruments for finishing composite restorations. The anatomical shape of the burs allows the surfaces of a wide variety of teeth - both anterior and posterior - to be finished and characterized.

SHAPE	FIGURE	SHANK	REF	SIZE	PIECES
	801	FG	806 314 001 524	018	1
	834	FG	806 314 552 524	018	1
	852	FG	806 314 199 524	016	1
	852F	FG	806 314 199 514	016	1
	649.ARK	FG	635 314 171 505	025	1

SHAPE	FIGURE	SHANK	REF	SIZE	PIECES
	820F	FG	806 314 465 514	031	1
	829F	FG	806 314 463 514	027	1
	830F	FG	806 314 257 514	016	1
	833F	FG	806 314 277 514	023	1
	863F	FG	806 314 250 514	016	1
	890F	FG	806 314 160 514	010	1
	820EF	FG	806 314 465 504	016	1
	827EF	FG	806 314 464 504	018	1
	830EF	FG	806 314 257 504	016	1
	863EF	FG	806 314 250 504	016	1

NEW PRODUCT

Kit 1327

CARBIDE COMPOSITE FINISHING



Play video

Das 1327 Comp Finish Carbide Kit enthält verschiedene Drall Finierer, mit denen man alle Oberflächen anteriorer und posteriorer Zähne problemlos finiert. Die Drall Finierer erzeugen eine überaus glatte Oberfläche auf Kompositen und anderen Füllungsmaterialien. Durch die einzigartige Schneidengeometrie entstehen deutlich feinere Oberflächenrauheiten als mit Standard Hartmetallfinierer oder ultrafeinen Diamantinstrumenten.

The 1327 Comp Finish Carbide Kit contains various drall finishers to finish all surfaces of anterior and posterior teeth with ease. These finishers create an extremely smooth surface on composites and other restorative materials. Due to the unique cutting geometry, the surface roughness is much finer than after standard carbide finishers or white diamonds.

Kit 1396

FINISHING STONE

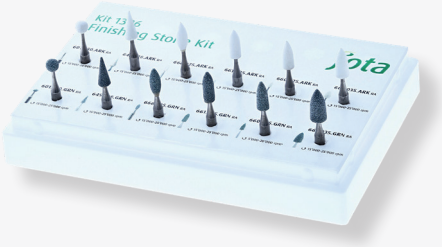

Das Kit 1396 eignet sich zum Konturieren und Finieren von Komposit-Füllungen. Die unterschiedlichen Formen der Instrumente ermöglichen die Bearbeitung aller Oberflächen verschiedener Zähne, sowohl anterior als auch posterior.

The 1396 kit is suitable for contouring and finishing composite fillings. The different shapes of the instruments allow the processing of all surfaces of different teeth, both anterior and posterior.

SHAPE	FIGURE	SHANK	REF	SIZE	PIECES
	CD132F	FG	500 314 699 042	008	1
	CD134F	FG	500 314 164 042	014	1
	CD135F	FG	500 314 166 042	014	1
	CD379F	FG	500 314 277 942	018	1
	CD135U	FG	500 314 166 032	014	1
	CD379U	FG	500 314 277 932	018	1

SHAPE	FIGURE	SHANK	REF	SIZE	PIECES
	601.ARK	RA	635 204 001 505	030	1
	645.ARK	RA	635 204 161 505	028	1
	660.ARK	RA	635 204 297 505	025	1
	661.ARK	RA	635 204 288 505	025	1
	662.ARK	RA	635 204 297 505	030	1
	666.ARK	RA	635 204 257 505	025	1
	601.GRN	RA	655 204 001 523	030	1
	645.GRN	RA	655 204 161 523	028	1
	660.GRN	RA	655 204 297 523	025	1
	661.GRN	RA	655 204 288 523	025	1
	662.GRN	RA	655 204 288 523	035	1
	666.GRN	RA	655 204 257 523	025	1

Kit 1921
PROFESSIONAL POLISHING COMPOSITE

Play video

Sehr einfach und gleichzeitig sehr effizient. Mit nur zwei Polierern - ohne Paste oder Bürsten - können alle Oberflächen einer Komposit Füllung poliert werden.

Very simple and at the same time very efficient. With only two polishers - without paste or brushes - all surfaces of a composite filling can be polished.

SHAPE	FIGURE	SHANK	REF	SIZE	PIECES
	**9150**	RA	652 204 546 503	140	1
	9837	RA	803 204 543 503	140	1

Kit 1939
EXTENDED POLISHING COMPOSITE KIT

Play video

Die Occlupol-Polierer wurden speziell für die Politur der Kauflächen der Zähne entwickelt. Die innovative Form hilft, die Vertiefung der Fissuren und die Interdentalräume und Höcker zu polieren. Das in der Zusammensetzung enthaltene Mikro-Diamantkorn lässt Komposit-Restaurationen in kurzer Zeit glänzen. Pasten und Bürsten sind zum Polieren nicht notwendig - eine Form pflegt alle Oberflächen der Kauflächen. Darüber hinaus ist es sterilisierbar und sehr langlebig.

Occlupol polishers have been developed especially for polishing the occlusal surface of teeth. The innovative shape helps to polish the deepening of the fissures and the interdental spaces and cusps. The micro-diamond grit in the composition makes composite restorations shine within a short time. Pastes and brushes are not necessary for polishing – one shape cares for all surfaces of chewing teeth. In addition, it is sterilizable and very durable.

SHAPE	FIGURE	SHANK	REF	SIZE	PIECES
	9150	RA	652 204 546 503	140	1
	9837	RA	803 204 543 503	140	1
	**9765M**	RA	803 204 000 525	055	1
	**9765F**	RA	803 204 000 525	055	1

Kit 1393

DIAMOND POLISHER KIT “JOTA EASY”



Play video

Einstufige Hochleistungsdiamantpolierer für das Finieren und Hochglanzpolieren aller Komposite. „JOTA EASY“ steht für diamantdurchsetzte Polierer, die für verschiedensten Komposit-Materialien entwickelt worden sind. Das einstufige Poliersystem eignet sich hervorragend zum Glätten von Strukturen und Hochglanzpolieren.

Single-stage high-performance diamond polishers for finishing and high-gloss polishing of all composites. „JOTA EASY“ stands for diamond polishers that have been developed for a wide variety of composite materials. The single-stage polishing system is ideal for smoothing structures and high-gloss polishing.

SHAPE	FIGURE	SHANK	REF	SIZE	PIECES
	9831	RA	803 204 243 502	030	1
	**9832**	RA	803 204 030 502	060	1
	**9833**	RA	803 204 304 502	100	1
	**9834**	RA	803 204 243 502	040	1

Kit 1394

DIAMOND POLISHER KIT „JOTA PROFESSIONAL“

Play video

Zweistufiges Diamant-Poliersystem zum Finieren, Glätten und Hochglanzpolieren aller Komposite. Die JOTA PROFESSIONAL Diamantpolierer weisen zwei unterschiedliche Körnungen auf. Die Vorbearbeitung mit den grünen Polierer führt zu einer raschen Glättung der Strukturen, mit den grauen Polierer wird auf Hochglanz poliert. Unser Lösung für höchste Qualitätsansprüche bei Komposit-Politur.

Two-stage diamond polishing system for finishing, smoothing and high-gloss polishing of all composites. The JOTA PROFESSIONAL diamond polishers have two different grit sizes. The pre-processing with the green polishers leads to a quick smoothing of the structures, while the grey polishers are used to polish to a high gloss. Our solution for the highest quality demands in composite polishing.

SHAPE	FIGURE	SHANK	REF	SIZE	PIECES
	9825	RA	803 204 243 525	030	1
	9826	RA	803 204 030 525	060	1
	**9827**	RA	803 204 304 525	100	1
	9828	RA	803 204 243 525	040	1
	9831	RA	803 204 243 502	030	1
	**9832**	RA	803 204 030 502	060	1
	**9833**	RA	803 204 304 502	100	1
	**9834**	RA	803 204 243 502	040	1

CHAIRSIDE KERAMIKBEARBEITUNG
CHAIRSIDE CERAMIC PROCESSING

Kit 1899
SILICON POLISHERS FOR COMPOSITES

Silikon Polierer wurden speziell für die Politur der Komposite entwikkelt. Die Polierinstrumente zur Vor- und Hochglanzpolitur bilden ein aufeinander abgestimmtes 2-Stufen-System. Eine kostengünstige Lösung, die ein Polieren aller Zahnflächen ohne Verwendung von Polierpaste ermöglicht.

Silicone polishers were specially developed for polishing composites. The polishing instruments for pre- and high-gloss polishing form a coordinated 2-step system. A cost-effective solution that allows polishing of all tooth surfaces without the use of polishing paste.

Kit 1439
NANO CERAMIC CHAIRSIDE POLISHING

Play video

Dieses Set wurde speziell für die Politur von Nano/Hybridkeramiken und Kompositen entwickelt - die perfekte Lösung von der Anpassung der Restaurationen bis zur Hochglanzpolitur. Das zweistufige Jota Swivel Poliersystem unterstützt insbesondere die Politur von Okklusalflächen und tieferen Fissuren.

This set was specially developed for polishing nano/hybrid ceramics and composites - the perfect solution from adjusting the restorations to high-gloss polishing. The two-stage Jota Swivel polishing system especially supports the polishing of occlusal surfaces and deeper fissures.

SHAPE	FIGURE	SHANK	REF	SIZE	PIECES
	9121M	RA	685 204 243 522	050	1
	9122M	RA	685 204 243 522	030	1
	9123M	RA	685 204 030 522	070	1
	9124M	RA	685 204 304 522	110	1
	9121F	RA	685 204 243 512	050	1
	**9122F**	RA	685 204 243 512	030	1
	9123F	RA	685 204 030 512	070	1
	**9124F**	RA	685 204 304 512	110	1

SHAPE	FIGURE	SHANK	REF	SIZE	PIECES
	830LF	RAL	806 205 258 514	014	1
	GP662	RA	655 204 288 526	035	1
	**9150**	RA	652 204 546 503	140	1
	**9837**	RA	803 204 543 503	140	1

Kit 1395

SILICON POLISHER KIT FOR CERAMIC

Ein 3-stufiges System aus kostengünstigen Silikonpolierern, das für die Politur aller Keramikoberflächen ausgelegt ist.

A 3-stage system of cost-effective silicone polishers designed to polish all ceramic surfaces.

Kit 1399

POLISHER Kit „3-STEP“ FOR CERAMIC



Play video

Das Jota Polisher Kit „3 Step“ wurde speziell für die intraorale Politur von verschiedenen Keramiken entwickelt. Die Diamantpolierer dieses Systems sind in verschiedenen Formen und Körnungen von grob bis fein erhältlich und ermöglichen eine schnelle Politur aller Oberflächen von Restaurationen. Ein wesentlicher Vorteil dieser Lösung ist die aufeinander abgestimmte Korngrösse pro Polierstufe, damit lassen sich nach sehr kurzer Bearbeitungszeit Hochglanzergebnisse bei allen Keramiken erzielen. Eine Verwendung von Polierpaste ist nicht erforderlich.

The Jota Polisher Kit „3 Step“ was specially developed for the intraoral polishing of various ceramics. The diamond polishers of this system are available in different shapes and grit sizes from coarse to fine and enable a quick polishing of all surfaces of restorations. A major advantage of this solution is the coordinated grit size per polishing step, which allows high gloss results to be achieved on all ceramics after a very short processing time. The use of polishing paste is not necessary.

SHAPE	FIGURE	SHANK	REF	SIZE	PIECES
	9133G	RA	658 204 243 524	050	1
	9134G	RA	658 204 030 524	070	1
	**9133M**	RA	658 204 243 514	050	1
	9134M	RA	658 204 030 514	070	1
	9133F	RA	658 204 243 504	050	1
	9134F	RA	658 204 030 504	070	1

SHAPE	FIGURE	SHANK	REF	SIZE	PIECES
	9812G	RA	803 204 243 534	040	1
	9813G	RA	803 204 030 534	060	1
	9814G	RA	803 204 304 534	100	1
	9812M	RA	803 204 243 524	040	1
	**9813M**	RA	803 204 030 524	060	1
	9814M	RA	803 204 304 524	100	1
	9812F	RA	803 204 243 514	040	1
	9813F	RA	803 204 030 514	060	1
	9814F	RA	803 204 304 514	100	1

Kit 1435
JOTA LS GLOSS KIT



Play video

Jota LS Gloss 2-Stufen-Poliersystem bietet eine Lösung für alle Oberflächen von Lithiumdisilikat Versorgungen in kürzester Zeit intraoral wieder auf Hochglanz zu polieren. Eine anschliessende Glasur ist nicht mehr erforderlich.

Jota LS Gloss 2-step polishing system offers a solution for all surfaces of lithium disilicate restorations to be intraoral polished back to a high gloss in the shortest possible time. A subsequent glaze is no longer necessary.

Kit 1440
LS GLOSS CHAIRSIDE KIT



Mit dem LS Gloss Chairside Kit für Korrekturen und Politur stellen wir ein sorgfältig abgestimmtes System zur Verfügung, das Instrumente für sämtliche Arbeitsabschnitte an Lithium-Disilikat Restaurationen bereitstellt. Das eigens entwickelte zweistufige Diamantpolierer-Sortiment wird durch die bewährten Jota-Diamanten und Schleifkörper ergänzt. Mit dem LS Gloss Poliersystem wird eine perfekt-glatte und hochglänzende Oberfläche in nur zwei Politur-Schritten erzielt. Dank der Jota Swivel Technologie lassen sich auch ausgeprägte Okklusalflächen perfekt polieren.

With the LS Gloss Chairside Kit for corrections and polishing, we provide a carefully coordinated system that provides instruments for all work stages on lithium disilicate restorations. The specially developed two-stage diamond polisher range is complemented by the proven Jota diamonds and grinding instruments. A perfectly smooth and high-gloss surface is achieved in only two polishing steps with the LS Gloss polishing system. Thanks to the Jota Swivel technology, even pronounced occlusal surfaces can be polished perfectly.

SHAPE	FIGURE	SHANK	REF	SIZE	PIECES
	LS9871M	RA	803 204 243 522	040	1
	**LS9872M**	RA	803 204 030 522	060	1
	LS9871F	RA	803 204 243 512	040	1
	**LS9872F**	RA	803 204 030 512	060	1

SHAPE	FIGURE	SHANK	REF	SIZE	PIECES
	833F	FG	806 314 277 514	023	1
	850F	FG	806 314 198 514	016	1
	GP662	RA	655 204 288 526	035	1
	LS9873M	RA	803 204 543 522	140	1
	**LS9873F**	RA	803 204 543 512	140	1

Kit 1460
ZIR-PREP KIT



Play video

Die JOTA Zir-Prep Diamanten mit speziellem Diamantkorn und optimierter Bindung sind auf die Bearbeitung von hochempfindlichem Zirkondioxid ausgelegt. Durch die Verwendung von mono-kristallinem Diamantkorn sind die Instrumente weniger aggressiv, sie sorgen für einen geringen Temperaturanstieg während der Präparation und halten die Rauheit der präparierten Oberflächen gering. Damit wird das Risiko von Mikro-Rissen im Zirkon signifikant reduziert.

The JOTA Zir-Prep diamonds with special diamond grit and optimized bond are designed for working on highly sensitive zirconia. By using mono-crystalline diamond grit, the instruments are less aggressive, and they ensure a low-temperature rise during preparation and keep the roughness of the prepared surfaces low. This significantly reduces the risk of micro-cracks in the zirconia.

SHAPE	FIGURE	SHANK	REF	SIZE	PIECES
	Z801L	FG	806 314 697 324	014	1
	Z833	FG	806 314 277 324	023	1
	Z850	FG	806 314 198 324	018	1
	Z863	FG	806 314 250 324	012	1
	Z833F	FG	806 314 277 314	023	1
	Z850F	FG	806 314 198 314	018	1
	Z863F	FG	806 314 250 314	012	1

Kit 1436
ZIR GLOSS KIT



Play video

Mit dem Jota ZIR Gloss 2-Stufen-Poliersystem bieten wir eine Lösung an, mit der Korrekturen von Restaurationen aus Zirkondioxid in sehr kurzer Zeit wieder auf Hochglanz poliert werden. Kleinere Korrekturen an Inlays/Onlays oder Kronen finden oft Chairside statt, entsprechend wichtig sind effiziente und effektive Polierlösungen.

With the Jota ZIR Gloss 2-stage polishing system, we offer a solution that polishes corrections of zirconia restorations to a high gloss in a very short time. Smaller modifications to inlays/onlays or crowns often take place on the chairside, so efficient and effective polishing solutions are essential.

SHAPE	FIGURE	SHANK	REF	SIZE	PIECES
	ZIR9861M	RA	803 204 243 521	040	1
	ZIR9862M	RA	803 204 030 521	060	1
	ZIR9861F	RA	803 204 243 511	040	1
	ZIR9862F	RA	803 204 030 511	060	1

Kit 1441

ZIR GLOSS CHAIRSIDE

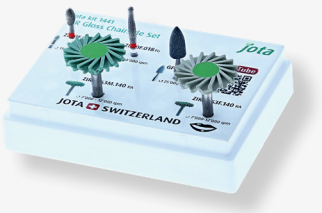

Play video

Mit dem Jota ZIR Gloss Chairside Kit stellen wir ein sorgfältig abgestimmtes System zur Verfügung, das Instrumente für sämtliche Arbeitsabschnitte an Zirkon-Restaurationen bereitstellt. Das eigens entwickelte zweistufige Diamantpolierer-System aus der Jota Swivel Serie wird durch die bewährten Jota-Diamanten mit spezieller Diamantkörnungen für optimale Schneidleistung und Standzeit komplettiert. Die ZIR Gloss Polierer in der Swivel Ausführung sorgen für einen perfekten Hochglanz und eignen sich auch bestens zur Politur von Okklusalflächen.

With the Jota ZIR Gloss Chairside Kit, we provide a carefully coordinated system that provides instruments for all work stages on zirconium restorations. The proven Jota diamonds complete the specially developed two-stage diamond polisher system from the Jota Swivel series with special diamond grit for optimum cutting performance and service life. The ZIR Gloss polishers in the Swivel version ensure a perfect high gloss and are also ideally suited for polishing occlusal surfaces.

SHAPE	FIGURE	SHANK	REF	SIZE	PIECES
	Z833F	FG	806 314 277 314	023	1
	Z850F	FG	806 314 198 314	018	1
	GP662	RA	655 204 288 526	035	1
	ZIR9863M	RA	803 204 543 521	140	1
	ZIR9863F	RA	803 204 543 511	140	1

Kit 1453

LS- ZIR POLISHING CHAIRSIDE



Play video

Das KIT 1453 enthält alle notwendigen Instrumente zum Konturieren, Finieren und Polieren von verschiedenen zirkon-verstärkten Lithiumsilikat Restaurationen in der Praxis. Mit Diamantinstrumenten werden Suprakontaktpunkte zu bearbeitet, okklusale und vestibuläre Oberflächen charakterisiert und die Restauration vom Block getrennt. Der grüne Diamant Stein ist für das grobe Beschleifen der Verbindungsstege vorgesehen. Der graue Zirkonflex Stein ist zur Korrektur von Supra-Kontakten (intraoral) und zum Finieren der Oberflächen gedacht. Zusätzlich enthält das Kit Vorpolierer und Hochglanzpolierer in zwei Formen - für perfekte Polierergebnisse.

KIT 1453 contains all the necessary instruments for contouring, finishing, and polishing zirconium-reinforced lithium silicate restorations in dental practice. Diamond instruments are used to finish supra-contact points, characterize occlusal and vestibular surfaces, and separate the crown from the block. The green diamond stone is used for rough grinding of the connecting bars. The grey Glaze Prep stone is intended for correcting supra-contacts (intraoral) and finishing the surfaces. In addition, the kit contains pre-polishers and high-gloss polishers in two shapes - for perfect polishing results without polishing paste.

SHAPE	FIGURE	SHANK	REF	SIZE	PIECES
	833F	FG	806 314 277 514	023	1
	852F	FG	806 314 199 514	012	1
	GP662	RA	655 204 288 526	035	1
	SD661F	RA	805 204 288 514	025	1
	9812G	RA	803 204 243 534	040	1
	9814G	RA	803 204 304 534	100	1
	9812F	RA	803 204 243 514	040	1
	9814F	RA	803 204 304 514	100	1

KIEFERORTHOPÄDIE
ORTHODONTICS

Kit 1389
ORTHODONTIC KIT FG

Play video

Das ORTHODONTIC KIT FG wurde von Kieferorthopäden zusammengestellt und im klinischen Einsatz getestet und verifiziert. Das Kit beinhaltet alle erforderlichen Instrumente für das effiziente und sichere Entfernen der Klebstoffreste, ohne die Zahnsubstanz zu schädigen.

The ORTHODONTIC KIT FG has been compiled by orthodontists, tested and verified in clinical use. The kit contains all the necessary instruments for efficient and safe removal of adhesive residues without damaging the tooth structure.

Kit 1390
ORTHODONTIC KIT RA

Play video

JOTA Orthodontic Kit enthält die notwendigen Instrumente mit RA-Schaft zur effizienten und sicheren Entfernung von Kleberesten nach Brackets und anschließender Hochglanzpolitur der Zähne. Der Fräser C152 hat ein „sicheres Ende“, so dass Materialreste im zervikalen Bereich entfernt werden können, ohne das Zahnfleisch, den Zahnschmelz oder den Wurzelzement zu beschädigen.

JOTA Orthodontic Kit includes the necessary instruments with RA shaft for efficient and safe removal of adhesive residues after brackets and subsequent high-gloss polishing of the teeth. The C152 bur has a “safe end” so that material residues in the cervical area can be removed without damaging the gums, enamel, or root cement.

SHAPE	FIGURE	SHANK	REF	SIZE	PIECES
	C244K	FG	500 314 298 072	016	1
	C23R	FG	500 314 194 006	012	1
	C44E	FG	500 314 499 072	014	1
	C48L	FG	500 314 249 072	012	1
	C379	FG	500 314 277 072	018	1
	C379	FG	500 314 277 072	023	1
	9363	RA	635 204 297 544	034	1
	9362	RA	635 204 307 544	100	1

SHAPE	FIGURE	SHANK	REF	SIZE	PIECES
	C48L	RA	500 204 249 072	012	1
	C23R	RA	500 204 194 006	012	1
	C152	RAL	500 205 210 295	014	1
	C379	RA	500 204 277 072	018	1
	C379	RA	500 204 277 072	023	1
	9363	RA	635 204 297 544	034	1
	9362	RA	635 204 307 544	100	1
	9837	RA	803 204 543 503	110	1

SONSTIGE SETS
OTHER SETS

Kit 1367
MINIMAL PREPARATION KIT



Jota Micro Diamanten sind in einem besonders schlanken Design konzipiert und sorgen damit für ein verbessertes Sichtfeld, das insbesondere für minimalinvasive Präparationen unter Verwendung einer Lupenbrille oder eines Mikroskops ein hochpräzises Arbeiten möglich macht. Die Mikrodiamanten zeichnen sich durch sehr gute Abtragsraten bei gleichzeitig geringem Anpressdruck aus.

Jota Micro diamonds have a remarkably slim design and thus provide an improved field of vision, making high-precision work possible, especially for minimally invasive preparations using magnifying glasses or a microscope. The micro diamonds are characterized by excellent removal rates and low contact pressure at the same time.

SHAPE	FIGURE	SHANK	REF	SIZE	PIECES
	138	FG	806 314 138 524	007	1
	295	FG	806 314 295 524	007	1
	697	FG	806 314 697 524	007	1
	802	FG	806 314 002 524	009	1
	889L	FG	806 314 540 524	009	1
	C1	FG	500 314 001 001	006	1

Kit 1331
KIDS TREATMENT SET



KIT 1331 enthält kurzschäftige Mikropräparationsinstrumente für die optimale Behandlung von kleinen Zähnen oder in engen Mundräumen. Das Kit 1331 enthält alle notwendigen Bohrer für eine sichere und unkomplizierte Kariesbehandlung an Kinderzähnen. Das Hartmetallinstrument CQ1L mit schlankem Hals und ein kleiner Swivel-Polierer unterstützen die minimalinvasive Präparation im Dentin und die abschließende Politur.

KIT 1331 contains short-shaft micro preparation instruments for optimal treatment of small teeth or in narrow oral spaces. Kit 1331 provides all the necessary burs for safe and uncomplicated caries treatment at children`s teeth. The CQ1L tungsten carbide instrument with a slim neck and a small-format Swivel polisher support minimally invasive preparation in the dentin and final polishing.

SHAPE	FIGURE	SHANK	REF	SIZE	PIECES
	138	FG	806 314 138 524	007	1
	833	FG	806 314 277 524	018	1
	845	FG	806 314 168 524	010	1
	801	FGS	806 313 001 524	010	1
	808	FGS	806 313 233 524	010	1
	835	FGS	806 313 108 524	010	1
	C1S	RA	500 204 001 003	021	1
	CQ1L	RA	500 204 697 003	012	1
	9123M	RA	685 204 030 522	070	1
	9837	RA	803 204 543 503	110	1

NEW PRODUCT

Kit 1330
ENDO ACCESS KIT

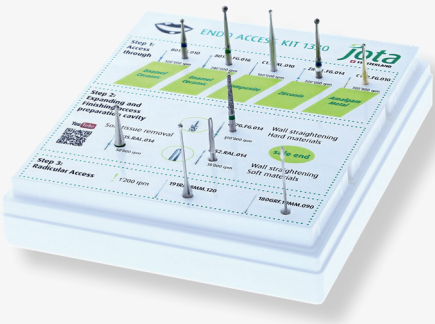

Play video

Das Endo Access Kit 1330 hat den Mindestsatz an Instrumenten zur Schaffung einer endodontischen Zugangskavität durch verschiedene Restaurationsmaterialien und enthält die primären Instrumente zur Lokalisierung und Erweiterung der Kanaleingänge. Das Endo Access Kit ermöglicht eine optimale Trepanation aller Materialien und das geradlinige Anlegen einer Zugangskavität.

The Endo Access Kit 1330 has the minimum set of instruments for creating an endodontic access cavity through various restorative materials and contains the primary instruments for locating and widening the canal entrances. The Endo Access Kit allows optimal trephination of all materials and straight-line creation of an access cavity.

NEW PRODUCT

Kit 1999
ALL CROWN CUTTER KIT

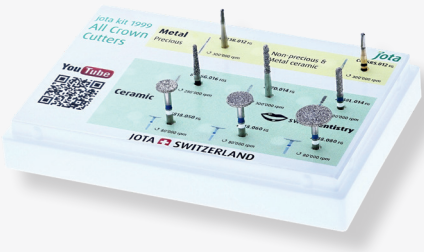

Play video

KIT 1999 enthält Kronentrenner für alle Materialien: Edel- und Nichtedelmetalle, Metallkeramik, verschiedene Keramiken und insbesondere Zirkonoxid. Die Kronentrenner für Keramik sind in kurze und lange Formen für die Bearbeitung von Front- und Seitenzähnen unterteilt. Speziell entwickelte, scheibenförmige ZIR CUT Bohrer werden zum Trennen von Vollkeramikkronen auf Okklusal- und Vestibularflächen verwendet. ACHTUNG: Verwenden Sie den scheibenförmigen ZIR CUT im supragingivalen Bereich mit der nötigen Vorsicht.

KIT 1999 contains crown cutters for all materials: precious and non-precious metals, metal ceramics, various ceramics and especially zirconium oxide. The crown separators for ceramics are divided into short and long shapes for working on the anterior and posterior teeth. Specially designed disc-shaped ZIR CUT burs are used to separate all-ceramic crowns on occlusal and vestibular surfaces. CAUTION: Use the disc-shaped ZIR CUT in the supragingival area with the necessary caution.

SHAPE	FIGURE	SHANK	REF	SIZE	PIECES
	801	FG	806 314 001 524	010	1
	Z801L	FG	806 314 697 324	014	1
	857G	FG	806 314 220 534	014	1
	801LG	FG	806 314 697 534	016	1
	C1	FGXL	500 316 001 001	010	1
	C1S	RAL	500 205 001 003	014	1
	C18R	FG	500 314 196 008	010	1
	C152	RAL	500 205 210 295	014	1
	191RF.18MM	RA	330 206 698 001	120	1
	180GRF.19MM	RA	330 206 679 336	090	1

SHAPE	FIGURE	SHANK	REF	SIZE	PIECES
	837D	FG	806 314 115 524	014	1
	Z818	FG	806 314 041 324	050	1
	Z818	FG	806 314 041 324	060	1
	**Z818**	FG	806 314 041 324	080	1
	Z838L	FG	806 314 140 526	014	1
	850SG	FGS	806 313 198 544	016	1
	CX23R	FG	500 314 194 019	012	1
	CG35RS	FG	500 314 139 006	012	1

Kit 1771

JOTA PARADONTAL KIT



Das Kit 1771 enthält speziell entwickelte Instrumente mit langem und extra langem Schaft, die eine gute Sicht und die Arbeit in tiefen parodontalen Taschen ermöglichen, die mit Küretten oder Scaler nicht erreicht werden können. Die mit feinem, extrafeinem und ultrafeinem Korn belegten Diamantinstrumente entfernen harte und weiche Zahnablagerungen und glätten die Zahn-Wurzeloberflächen.

The 1771 kit contains specially designed instruments with long and extra-long shafts that allow good visibility and work in deep periodontal pockets that cannot be reached with curettes or scalers. The diamond instruments covered with fine, extra-fine, and ultra-fine grit remove hard and soft dental deposits and smooth the tooth root surfaces.

Kit 1912

PERIIMPLANTITIS/ PARADONTITIS

acc. PD Dr. Philipp Sahrmann



Ein professionell zusammengestelltes Sortiment, um einen nachhaltigen Erfolg bei Implantplastiken sicherzustellen. Die in Zusammenarbeit mit PD Dr. Sahrmann definierten Instrumente unterstützen eine kontrollierte Osteoplastik sowie das Glätten und Polieren von freiliegenden Titan-Implantat Strukturen. Mit diesem Set werden besonders glatte Oberflächen erzielt, Risiken für fortschreitende Periimplantitis deutlich reduziert und der Erhalt von Implantaten wird gefördert.

A professionally compiled assortment to ensure sustainable success in implantoplasty. The instruments, defined in collaboration with PD Dr. Sahrmann, support controlled osteoplasty and smoothing and polishing of exposed titanium implant structures. With this set, exceptionally smooth surfaces are achieved, risks for progressive peri-implantitis are significantly reduced, and the preservation of implants is promoted.

SHAPE	FIGURE	SHANK	REF	SIZE	PIECES
	830LF	RAL	806 205 258 514	014	1
	830LF	RAXL	806 206 258 514	014	1
	849LF	RAL	806 205 693 514	012	1
	849LF	RAXL	806 206 693 514	012	1
	830LEF	RAL	806 205 258 504	014	1
	830LEF	RAXL	806 206 258 504	014	1
	849LEF	RAL	806 205 693 504	012	1
	849LEF	RAXL	806 206 693 504	012	1
	830LUF	RAL	806 205 258 494	014	1
	830LUF	RAXL	806 206 258 494	014	1
	849LUF	RAL	806 205 693 494	012	1
	849LUF	RAXL	806 206 693 494	012	1

SHAPE	FIGURE	SHANK	REF	SIZE	PIECES
	811LG	FG	806 314 039 534	037	1
	C1S	RAL	500 205 001 003	016	1
	C1S	RAL	500 205 001 003	023	1
	638.ARK	RA	635 204 110 505	025	1
	652.GRN	RA	655 204 173 523	035	1
	9501M	RA	653 204 243 513	030	3
	9831	RA	803 204 243 502	030	1

NEW PRODUCT

Kit 1454

DEGRANULATION KIT

Kit 1454 eignet sich hervorragend für weitere Knochenregeneration Operation. Das Degranulations-Set besteht aus vier Degranulationsbohrern von 1.0 mm, 2.5mm, 3.0mm, 3.5mm. Diese Bohrer können in der Implantologie, der Parodontalchirurgie, der endodontischen Chirurgie und der Wurzelentfernung eingesetzt werden. Die sehr rauen Diamantkanten ermöglichen eine schnelle Entfernung von weichem Granulationsgewebe, das für die manuelle Behandlung unzugänglich ist. Im Vergleich zu Hartmetallfräsern beschädigen Diamantinstrumente die Knochenstruktur nicht und sind daher sicher, wenn Sie in der Nähe der anatomischen Strukturen arbeiten.

Kit1454 is excellently suitable for further bone regeneration procedures. The degranulation set consists of four degranulation drills of 1.0 mm, 2.5 mm, 3.0 mm, 3.5 mm. These burs can be used in implantology, periodontal surgery, endodontic surgery, and root removal. Very rough diamond edges allow fast removal of soft granulation tissue inaccessible to manual treatment. Diamond instruments do not damage bone structure compared to carbide burs; therefore safe when you work near the anatomical structures.

SHAPE	FIGURE	SHANK	REF	SIZE	PIECES
	801LD	RAXL	806 206 697 534	010	1
	801LD	RAXL	806 206 697 564	025	1
	801LD	RAXL	806 206 697 564	030	1
	801LD	RAXL	806 206 697 564	035	1

PROVISORISCHE RESTAURATIONEN
TEMPORARY RESTORATIONS

NEW PRODUCT

Kit 1833
B.E.F PROTOTYPE
acc. Dr. Milko Villarroel

Play video

Dieses Kit wurde gemeinsam mit dem Opinion Leader Dr. Milko Villarroel entwickelt. Durch 3 einfache Schritte können Sie die gewünschten Ergebnisse in PMMA oder Bis-Acryl erzielen. Ein feinschneidiges Hartmetallinstrument wird verwendet, um grössere Überschüsse zu entfernen und eine ordnungsgemässe Randanpassung zu gestalten. Die superflexible Diamantscheibe ist einseitig belegt und wird zum Separieren und zum Individualisieren von Elementen verwendet. Universal Polierer und imprägnierte Bürste sind für die Vor-Politur, eine weiche Ziegenhaarbürste und eine feine Stoffscheibe sorgen zusammen mit Polierpaste für die perfekte Politur.

This kit was developed together with opinion leader Dr. Milko Villarroel. By following three simple steps, you can achieve the desired results in PMMA or Bis-Acrylic. A fine-cut tungsten carbide instrument removes more significant excesses and designs a proper margin fit. The super-flexible diamond disc is coated on one side and used to separate and customize elements. Universal polisher and impregnated brush are used for pre-polishing. A soft goat hairbrush and a fine fabric disc together with polishing paste provide the perfect polishing.

Kit 1840
PROVISIONAL ADJUSTMENT AND POLISHING



Play video

JOTA Kit 1840 wurde zur Verarbeitung und zum Polieren von Provisorien entwickelt.

JOTA Kit 1840 is designed for processing and polishing temporaries.

SHAPE	FIGURE	SHANK	REF	SIZE	PIECES
	CX78MF	HP	500 104 257 140	023	1
	915DF	HP	806 104 355 514	100	1
	1121	HP	090 104 543 000	210	1
	1163	HP	960 104 045 000	220	1
	**1170**	HP	623 104 543 533	190	1
	9108G	HP	658 900 133 533	060	1

SHAPE	FIGURE	SHANK	REF	SIZE	PIECES
	733.PNK	HP	625 104 173 523	035	1
	9571G	HP	658 104 300 533	100	1
	9571M	HP	658 104 300 523	100	1
	9571F	HP	658 104 300 513	100	1
	**1170**	HP	623 104 543 533	190	1
	1121	HP	090 104 543 000	210	1

BOHRERSTÄNDER
BUR BLOCKS

BS24 FG-RA
24 x FG | 24 x RA

Dimensions (LxHxW)	80x29x25 mm
APPLICATION & HYGIENE	*

BS15 MIX
10 x FG | 5 x RA



Dimensions (LxHxW)	59x30x25 mm
APPLICATION & HYGIENE	*

BS15 FG
15 x FG

Dimensions (LxHxW)	59x30x25 mm
APPLICATION & HYGIENE	*

BS48 FG-RA
24 x FG | 24 x RA

Dimensions (LxHxW)	81x51x31 mm
APPLICATION & HYGIENE	*

BS12S FG-RA
12 x FG/RA

Dimensions (LxHxW)	60x40x45 mm
APPLICATION & HYGIENE	* *

BS12S HP
12 x HP

Dimensions (LxHxW)	60x65x45 mm
APPLICATION & HYGIENE	* *

BS24S HP
24 x HP



Dimensions (LxHxW)	120x65x45 mm
APPLICATION & HYGIENE	* *

Materialeignung der eingesetzten Mittel beachten (ph-Wert neutral, Eignung für AI)
Observe suitability of the material for means used (ph value, suitability for AI)
Tenir compte de l'adéquation des matériaux des produits utilisés (valeur pH neutre, adéquation pour AI)
Es preciso tener en cuenta la idoneidad para el material del producto utilizado (valor pH neutro, adecuado para AI)

Für alle | For all

* * Vor der Reinigung muss der Boden entfernt werden. | The base must be removed prior to cleaning.

Diamantinstrumente

Diamond instruments | Intruments diamantés | Instrumentos de diamante

Typen und Formen 170-171
- EN Types and shapes
- FR Types et formes
- ES Tipos y formas

Diamantbohrer 172-175
- EN Diamond burs
- FR Fraises diamantés
- ES Fresas de diamante

Zirkon Diamanten 176-177
- EN Zirconia diamonds
- FR Diamants zircones
- ES Diamantes circones

Sinter Diamanten 178-179
- EN Sintered diamonds
- FR Instruments diamantés Sinter
- ES Diamantes sinterizados

Scheiben Anwendungen 180-181
- EN Discs applications
- FR Disques Applications
- ES Aplicaciones de los discos

Diamantscheiben „starr“ 182
- EN Diamond discs „rigid“
- FR Disques diamantés „rigides“
- ES Discos diamantados „rigidos“

Diamantscheiben „flexibel“ 183
- EN Diamond discs „flexible“
- FR Disques diamantés „flexibles“
- ES Discos diamantados „flexibles“

Diamantscheiben „superflexibel“ 184-185
- EN Diamond discs „superflexible“
- FR Disques diamantés „super flexibles“
- ES Discos diamantados „superflexibles“

Diamantscheiben „superflexibel & einseitig belegt“ 185
- EN Diamond discs „superflexible & one side coated“
- FR Disques diamantés „super flexible & un côté enduit“
- ES Discos diamantados „super flexible y de una sola cara“

Gipstrennscheibe „flexibel“ 185
- EN Plaster cutting disc „flexible“
- FR Disque diamanté pour séparer plàtres „flexibles“
- ES Disco diamantadopara separar yesos „flexibles“

2 schwarze Ringe EN 2 black rings FR 2 bagues noires ES 2 anillos negros		**mega grob** mega coarse méga-gros mega-grueso	MG	554		250 - 500 µm	**Sehr grobes Vorschleifen** Super coarse pre-grinding Dégrossissage très grossier Desbaste ultra rápido
Schwarzer Ring EN Black ring FR Bague noire ES Anillo negro		**super grob** super coarse super gros super grueso	SG	544		150 - 180 µm	**Grobes Vorschleifen** Coarse pre-grinding Dégrossissage trés grossier Desbaste super rápido
Grüner Ring EN Green ring FR Bague vert ES Anillo verde		**grob** coarse gros grueso	G	534		120 - 150 µm	**Vorschleifen** Pre-grinding Dégrossissage Desbaste rápido
Blauer Ring EN Blue ring FR Bague bleue ES Anillo azul		**mittel** medium moyen mediano		524		90 - 106 µm	**Universelles Schleifen** Universal grinding Abrasion universelle Abrasión universal
Roter Ring EN Red ring FR Bague rouge ES Anillo rojo		**fein** fine fin fino	F	514		38 - 45 µm	**Glätten** Burnishing Lissage Suavizado
Gelber Ring EN Yellow ring FR Bague jaune ES Anillo amarillo	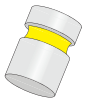	**extra fein** extra fine extra fin extra fino	EF	504		20 - 30 µm	**Vorfinieren (Komposit)** Prefinishing (composites) Prépolissage (composites) Pre-acabado (resinas)
Blauer & Weisser Ring EN Blue & White ring FR Bague bleue et blanche ES Anillo azul y blanco		**Zirkonia Diamanten** Zirconia Diamonds Zirconium Diamants Diamantes de circonio					**Zirkonoxid bearbeiten** Processing zirconium oxide Travailler l'oxyde de zirconium Procesado del óxido de circonio

TYPEN UND FORMEN
TYPES AND SHAPES

801	805	807	818	825	830	835	837	837L	837XL
P. 172	P. 172	P. 172	P. 172	P. 172	P. 172	P. 172	P. 173	P. 173	P. 173

838L	847	848	849	850	852	854L	858	859	859L
P. 173	P. 173	P. 173	P. 173	P. 173	P. 174	P. 174	P. 174	P. 174	P. 174

862	863	868	869	875	878	879	882	892	909
P. 174	P. 174	P. 174	P. 175	P. 175	P. 175	P. 175	P. 175	P. 175	P. 175

Z801L	Z833	Z850	Z863	Z838L	Z801	Z818	529D	M801	M807
P. 176	P. 176	P. 176	P. 176	P. 176	P. 177	P. 177	P. 178	P. 178	P. 178

M813	M837	M852	M854	M856	M862	M863	M941
P. 179	P. 179	P. 179	P. 179	P. 179	P. 179	P. 179	P. 179

910D
P. 182

911D
P. 182

916D
P. 182

918D
P. 182

930D
P. 183

932D
P. 183

935D
P. 183



915D
P. 184



921D
P. 184

940D
P. 184



401D
P. 184

947D
P. 185



914F
P. 185

365D
P. 185

HYGIENE	

DE	› Die Verwendung grobkörniger Diamanten (ISO 534, 544 und 554) kann zu erhöhter thermischer Entwicklung führen. Beim Einsatz dieser Produkte ist daher besonders auf ausreichende Kühlung und minimale Anwendungskraft zu achten. › Instrumente ab ISO-Grösse 031 mit zusätzlicher Kühlung einsetzen (Wasserspritze).
EN	› The use of coarse-grained diamonds (ISO 534, 544 and 554) can lead to increased heat generation. When using these products, } special care should therefore be taken to ensure sufficient cooling and minimal application force. › Instruments from ISO size 031 should be used with additional cooling (water spray)
FR	› Th L'utilisation de diamants à gros grains (ISO 534, 544 et 554) peut entraÎner un développement thermique accru. Lors de l'utilisation de ces produits, il faut donc veiller à garantir un refroidissement suffisant et exercer le moins de force possible. › Pour les instruments à partir de la taille ISO 031, il faut avoir recours à un refroidissement supplémentaire (pulvérisateur d'eau)
ES	› El uso de diamantes de grano grueso (ISO 534, 544 y 554) puede generar bastante calor. Por tanto, al utilizar estos productos es importante que haya suficiente refrigeración y una fuerza de aplicación mínima. › En los instrumentos a partir del tamaño ISO 031, colocar una refrigeración adicional (bomba de agua)

DIAMANTBOHRER
DIAMOND BURS

801

kugelförmig (rund)
spherical (round)

Handstück | Straight Handpiece

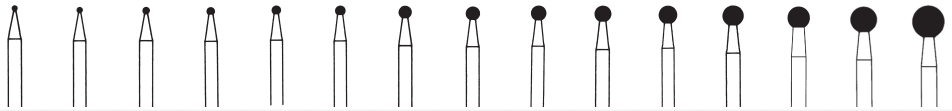

FIGURE	SHANK	REF	Ø														
801	HP	806 104 001 524	009	010	012	014	016	018	021	023	025	027	029	033	035	042	050
801G	HP	806 104 001 534		010	012	014	016		021	023	025		029	033		042	050
801SG	HP	806 104 001 544							021						035		050
801F	HP	806 104 001 514					016	018		023				033			
801EF	HP	806 104 001 504					016	018		023							
			5	5	5	5	5	5	5	5	5	5	5	2	2	2	2

805

umgekehrter Kegel
inverted conical

Handstück | Straight Handpiece

FIGURE	SHANK	REF	Ø		
805	HP	806 104 012 524	012	018	021
		L mm	1,5	2,3	2,3
			5	5	5

807

umgekehrter Kegel
inverted conical

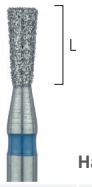

Handstück | Straight Handpiece

FIGURE	SHANK	REF	Ø
807	HP	806 104 225 524	018
		L mm	5,0
			5

818

Rad
wheel

Handstück | Straight Handpiece

FIGURE	SHANK	REF	Ø
818	HP	806 104 041 524	042
		L mm	0,6
			2

825

Linse
lens

Handstück | Straight Handpiece

FIGURE	SHANK	REF	Ø	
825	HP	806 104 304 524	023	050
		L mm	0,6	0,8
			5	2

830

Knospe, schlank
bud, slender

Handstück | Straight Handpiece

FIGURE	SHANK	REF	Ø
830	HP	806 104 257 524	023
830F	HP	806 104 257 514	023
830G	HP	806 104 257 534	023
		L mm	5,0
			5

835

Seite und Stirn schneidend
side and end cutting

Handstück | Straight Handpiece

FIGURE	SHANK	REF	Ø
835	HP	806 104 108 524	035
		L mm	3,5
			2

837

Seite und Stirn schneidend
side and end cutting

Handstück | Straight Handpiece

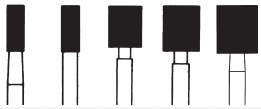

FIGURE	SHANK	REF	Ø				
837	HP	806 104 110 524	023	027		055	060
837MG	HP	806 104 110 554					060
837SG	HP	806 104 110 544			050		060
837F	HP	806 104 110 514					060
		L mm	6,0	6,0	7,0	7,0	7,0
			5	5	2	2	2

837L

Seite und Stirn schneidend
Side and end cutting



Handstück | Straight Handpiece

FIGURE	SHANK	REF	Ø	
837L	HP	806 104 111 524	050	
837LG	HP	806 104 111 534		065
		L mm	8,0	8,0
			2	2

837XL

Seite und Stirn schneidend
side and end cutting

Handstück | Straight Handpiece



FIGURE	SHANK	REF	Ø
837XL	HP	806 104 112 524	100
		L mm	10,0
			1

838L

zylindrisch, Stirn rund
cylindrical, end domed

Handstück | Straight Handpiece

FIGURE	SHANK	REF	Ø	
838L	HP	806 104 140 524	016	023
		L mm	6,0	6,0
			5	5

847

konisch
conical

Handstück | Straight Handpiece



FIGURE	SHANK	REF	Ø					
847	HP	806 104 172 524	014	018	023	033	040	050
		L mm	8,0	8,0	8,0	8,0	9,0	9,0
			5	5	5	2	2	2

848

konisch
conical

Handstück | Straight Handpiece

FIGURE	SHANK	REF	Ø			
848	HP	806 104 173 524	014	016	018	023
		L mm	10,0	10,0	10,0	10,0
			5	5	5	5

849

konisch, Stirn rund
conical, end domed

Handstück | Straight Handpiece

FIGURE	SHANK	REF	Ø
849	HP	806 104 197 524	014
		L mm	6,0
			5

850

konisch, Stirn rund
conical, end domed

Handstück | Straight Handpiece



FIGURE	SHANK	REF	Ø			
850	HP	806 104 198 524	018	023	033	040
850G	HP	806 104 198 534	018			
		L mm	8,0	8,0	9,0	9,0
			5	5	5	2

852

konisch, Stirn rund
conical, end domed

Handstück | Straight Handpiece



FIGURE	SHANK	REF	Ø					
852	HP	806 104 199 524	012	014	016	018	021	023
852F	HP	806 104 199 514						023
		L mm	10,0	10,0	10,0	10,0	10,0	10,0
			5	5	5	5	5	5

854L

konisch, nur Seite schneidend
conical, side cutting only

Handstück | Straight Handpiece

FIGURE	SHANK	REF	Ø
854L	HP	806 104 184 524	040
		L mm	8,0
			2

858

konisch spitz, schlank
conical pointed, slender

Handstück | Straight Handpiece

FIGURE	SHANK	REF	Ø	
858	HP	806 104 165 524	014	
858G	HP	806 104 165 534		018
		L mm	8,0	8,0
			5	5

859

konisch spitz, schlank
conical pointed, slender

Handstück | Straight Handpiece

FIGURE	SHANK	REF	Ø		
859	HP	806 104 166 524	010	014	018
859F	HP	806 104 166 514			018
859EF	HP	806 104 166 504			018
		L mm	10,0	10,0	10,0
			5	5	5

859L

konisch spitz, schlank, lang
conical pointed, slender, long

Handstück | Straight Handpiece

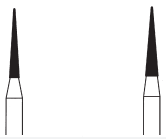

FIGURE	SHANK	REF	Ø	
859L	HP	806 104 167 524	014	018
859LG	HP	806 104 167 534	014	018
859LF	HP	806 104 167 514	014	018
		L mm	12,0	12,0
			5	5

862

zylindrisch, Stirn flammenförmig
cylindrical, pointed end

Handstück | Straight Handpiece

FIGURE	SHANK	REF	Ø	
862	HP	806 104 249 524	016	018
862F	HP	806 104 249 514	016	
		L mm	8,0	8,0
			5	5

863

zylindrisch, Stirn flammenförmig
cylindrical, pointed end

Handstück | Straight Handpiece

FIGURE	SHANK	REF	Ø		
863	HP	806 104 250 524	012	016	025
		L mm	10,0	10,0	10,0
			5	5	5

868

Torpedo, zylindrisch
torpedo, cylindrical

Handstück | Straight Handpiece

FIGURE	SHANK	REF	Ø	
868	HP	806 104 289 524	012	014
		L mm	8,0	8,0
			5	5

869

Torpedo, zylindrisch
torpedo, cylindrical

Handstück | Straight Handpiece

FIGURE	SHANK	REF	Ø
869	HP	806 104 290 524	014
		L mm	10,0
			5

875

Knospe, rund, schlank
bud, rounded, slender

Handstück | Straight Handpiece

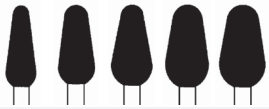

FIGURE	SHANK	REF	Ø				
875	HP	806 104 260 524	045		060		
875MG	HP	806 104 260 554				065	
875G	HP	806 104 260 534		055			070
		L mm	12,0	12,0	12,0	14,0	12,0
			2	2	2	2	2

878

Knospe, rund, schlank
bud, rounded, slender

Handstück | Straight Handpiece

FIGURE	SHANK	REF	Ø
878	HP	806 104 257 524	060
		L mm	13,0
			2

879

Knospe, rund, schlank
bud, rounded, slender

Handstück | Straight Handpiece

FIGURE	SHANK	REF	Ø		
879	HP	806 104 266 524	047		060
879MG	HP	806 104 266 554		050	
879SG	HP	806 104 266 544	047		
		L mm	12,0	12,0	20,0
			2	2	1

882

zylindrisch, Stirn rund
cylindrical, end domed

Handstück | Straight Handpiece

FIGURE	SHANK	REF	Ø
882	HP	806 104 142 524	018
882F	HP	806 104 142 514	018
		L mm	10,0
			5

892

Torpedo, zylindrisch
torpedo, cylindrical

Handstück | Straight Handpiece

FIGURE	SHANK	REF	Ø
892G	HP	806 104 292 534	021
		L mm	15,0
			5

909

Rad
wheel

Handstück | Straight Handpiece

FIGURE	SHANK	REF	Ø	
909	HP	806 104 068 524	035	060
		L mm	1,3	2,3
			2	2

ZIRKON DIAMANTEN
ZIRCONIA DIAMONDS

DE	Zir Prep entwickelt zur Bearbeitung von Zirkonoxid. Zir Cut entwickelt zum Auftrennen von Zirkonoxidkronen.
EN	Zir Prep developed for processing zirconium oxide. Zir Cut developed for cutting zirconium oxide crowns.
FR	Zir Prep a été développé pour le traitement de l'oxyde de zirconium. Zir Cut a été développé pour la découpe des couronnes en oxyde de zirconium.
ES	Zir Prep desarrollado para el procesamiento de óxido de circonio. Zir Cut desarrollado para cortar coronas de óxido de circonio.
HYGIENE	

Z801L

Zir Prep rund, extra langer Hals

Zir Prepsherical, extra long neck

Turbine I Friction Grip

FIGURE	SHANK	REF	Ø
Z801L	FG	806 314 697 324	014
		L mm	1,4
			5

Z833

Zir Prep Ei,

Zir Prep egg

Turbine I Friction Grip

FIGURE	SHANK	REF	Ø
Z833	FG	806 314 277 324	023
Z833F	FG	806 314 277 314	023
		L mm	4,2
			5

Z850

Zir Prep konisch, Stirn rund

Zir Prep conical, end hemispherical

Turbine I Friction Grip

FIGURE	SHANK	REF	Ø
Z850	FG	806 314 198 324	018
Z850F	FG	806 314 198 314	018
		L mm	8,0
			5

Z863

Zir Prep zylindrisch, Stirn flammenförmig

Zir Prep cylindrical, end flame-shaped



Turbine I Friction Grip

FIGURE	SHANK	REF	Ø
Z863	FG	806 314 250 324	012
Z863F	FG	806 314 250 314	012
		L mm	10,0
			5

Z838L

Torpedo, zylindrisch

torpedo, cylindrical

Turbine I Friction Grip

FIGURE	SHANK	REF	Ø
Z838L	FG	806 314 140 526	014
		L mm	6,0
			5

Z801

NEW PRODUCT

Zir Cut kugelförmig (rund)

Zir Cut spherical (round)

Play video



Turbine I Friction Grip

FIGURE	SHANK	REF	Ø	
Z801	FG	806 314 001 324	010	021
		L mm	1,0	2,1
			5	5

Z818

Zir Cut Rad

Zir Cut wheel



Play video

Turbine I Friction Grip

FIGURE	SHANK	REF	Ø		
Z818	FG	806 314 041 324	050	060	080
		L mm	0,6	0,6	0,6
Z818G	FG	806 314 041 334	050	060	080
		L mm	0,7	0,7	0,7
		D mm (Depth)	1,7	2,2	3,2
			2	2	2



1460 - Jota ZirPrep Kit
auf Seite I on page I à la page I en la página 291

SINTER DIAMANTEN
SINTERED DIAMONDS

DE	› Instrumente vor erstmaligem Gebrauch auf einem angefeuchteten JOTA Reinigungsstein 529D abziehen. › Sinterdiamanten müssen zeitweise mittels Reinigungsstein gereinigt werden. › Die maximal zulässige Drehzahl beträgt 25’000 rpm. › Auf Sinterdiamanten darf nicht zu viel Druck ausgeübt werden, da sie gegenüber den galvanisch beschichteten Diamanten leichter brechen. › Für die Bearbeitung von Nickel / Chrom- und Chrom / Kobalt-Legierungen und Keramik.
EN	› Before using the instruments for the first time they must be cleaned on a moistened JOTA 529D cleaning stone. › Sinter diamonds should be cleaned periodically using the cleaning stone. › The maximum permissible motor speed is 25’000 rpm. › Avoid applying excessive pressure to sinter diamonds, as they break much more easily than electroplated diamonds. › For machining nickel/chrome and chrome/cobalt alloys and ceramics.
FR	› Avant toute utilisation, les instruments doivent être passés sur la pierre de nettoyage humide JOTA 529D. › Les diamants frittés doivent être nettoyés de temps en temps à l’aide d’une pierre pour nettoyage. › La vitesse de rotation maximale admissible est de 25’000 tours / minutes. › Une trop forte pression ne doit pas être appliquée sur les diamants frittés car ces derniers se brisent nettement plus facilement que les instruments diamantés par des procédés galvaniques. › Pour l’usinage des alliages de nickel/chrome et de chrome/cobalt et des céramiques.
ES	› Antes del primer uso los instrumentos deben frotarse con la piedra limpiadora húmeda JOTA 529D. › Los diamantes sinterizados deben limpiarse de tanto en tanto con la piedra limpiadora. › El máximo número de revoluciones permitido es de 25’000 rpm. › No se debe ejercer mucha presión sobre los diamantes sinterizados porque son mucho más frágiles que los diamantes galvanizados y mucho más susceptibles a la rotura. › Para el mecanizado de aleaciones de níquel/cromo, cromo/cobalto y cerámica.
HYGIENE	
ROTATION SPEED	Max. 25’000 rpm.

529D

Sinterdiamant-Reinigungsstein
sintered diamond cleaning stone

FIGURE	REF	Ø
529D	635 000 600 524 750	75mm x 25mm x 8mm
		1

M801

kugelförmig (rund)
spherical (round)

Handstück | Straight Handpiece

FIGURE	SHANK	REF	Ø
M801	HP	807 104 001 524	033
		L mm	3,3
			2

M807

umgekehrt konisch
inverted conical

Handstück | Straight Handpiece

FIGURE	SHANK	REF	Ø
M807	HP	807 104 030 524	025
		L mm	3,7
			2

M813

umgekehrter Kegel
inverted conical

Handstück | Straight Handpiece

FIGURE	SHANK	REF	Ø
M813	HP	807 104 014 524	025
		L mm	1,0
			2

M837

Seite und Stirn schneidend
side and end cutting

Handstück | Straight Handpiece

FIGURE	SHANK	REF	Ø
M837G	HP	807 104 113 534	050
		L mm	12,0
			2

M852

konisch rund
conical end hemispherical

Handstück | Straight Handpiece

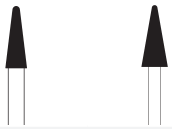

FIGURE	SHANK	REF	Ø	
M852	HP	807 104 167 524	035	050
		L mm	12,0	12,0
			2	2

M854

konisch
conical

Handstück | Straight Handpiece

FIGURE	SHANK	REF	Ø
M854	HP	807 104 173 524	031
		L mm	10,0
			2

M856

Granate, konisch, schlank
bullet, conical, slender

Handstück | Straight Handpiece

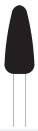

FIGURE	SHANK	REF	Ø
M856	HP	807 104 274 524	060
M856G	HP	807 104 274 534	060
		L mm	14,0
			2

M862

Flamme
flame

Handstück | Straight Handpiece

FIGURE	SHANK	REF	Ø
M862	HP	807 104 250 524	037
		L mm	11,0
			2

M863

zylindrisch, Stirn flammenförmig
cylindrical, long ogival end

Handstück | Straight Handpiece

FIGURE	SHANK	REF	Ø
M863	HP	807 104 250 524	016
		L mm	8,0
			2

M941

Scheibe dünn
disc thin

Handstück | Straight Handpiece

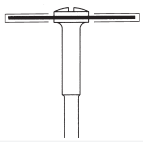

FIGURE	SHANK	REF	Ø
M941	HP	807 104 345 524	220
		L mm	0,3
			1

SCHEIBEN ANWENDUNGEN
DISCS APPLICATIONS

i							
DE	**Diamantscheiben**	Kunststoff abtrennen	Kunststoff separieren	Keramik abtrennen	Keramik separieren	Zirkonium-oxid	Gips
EN	**Diamond discs**	acrylics cutting	acrylic seperation	ceramic cutting	porcelain seperation	zirconium oxide	plaster
FR	**Disques diamantès**	résines tranchage	résines séparation	céramique tranchage	céramique séparation	zircone	plâtre
ES	**Discos diamantados**	resinas corte	resinas separación	cerámica corte	cerámica separación	óxido de circonio	yeso

	910D	L = 0.50	L = 0.45	starr rigid rigides rigidos			✔		✔	
	911D	L = 0.50	L = 0.45	starr rigid rigides rigidos	✔		✔		✔ ✔	
	**916D**	L = 0.50		starr rigid rigides rigidos			✔			
	**918D**	L = 0.50		starr rigid rigides rigidos	✔		✔			
	930D	L = 0.30		flexibel flexible flexibles flexibles			✔		✔	
	932D	L = 0.30		flexibel flexible flexibles flexibles	✔		✔	✔	✔	
	935D	L = 0.30	L = 0.25	flexibel flexible flexibles flexibles	✔	✔	✔	✔	✔	

DE	**Diamantscheiben**	Kunststoff abtrennen	Kunststoff separieren	Keramik ab-trennen	Keramik separieren	Zirkonium-oxid	Gips
EN	**Diamond discs**	acrylics cutting	acrylic seperation	ceramic cutting	porcelain seperation	zirconium oxide	plaster
FR	**Disques diamantès**	résines tranchage	résines séparation	céramique tranchage	céramique séparation	zircone	plâtre
ES	**Discos diamantados**	resinas corte	resinas sepa-ración	cerámica corte	cerámica separación	óxido de circonio	yeso

	**401D**		L = 0.20	flexibel flexible flexibles flexibles		✔		✔		
	**915D**		L = 0.25 L = 0.20	superflexibel superflexible super flexibles superflexibles		✔		✔		
	921D		L = 0.20 L = 0.15	superflexibel superflexible super flexibles superflexibles		✔		✔		
	940D		L = 0.20	superflexibel superflexible super flexibles superflexibles		✔		✔		✔
	947D		L = 0.20 L = 0.15	superflexibel superflexible super flexibles superflexibles		✔		✔		
	365D		L = 0.30 L = 0.35	flexibel flexible flexibles flexibles						✔
	**914F**		L = 0.15	superflexibel superflexible super flexibles superflexibles		✔		✔		

DIAMANTSCHEIBEN „STARR“
DIAMOND DISCS „RIGID“

910D

Umfang und Rand schneidend
peripheral and rim cutting

Handstück I Straight Handpiece

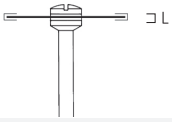

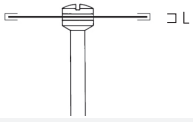

FIGURE	SHANK	REF	Ø	L mm	Ø	L mm
910D	HP	806 104 321 524	190	0,50	220	0,50
			1		1	
		APPLICATION				

911D

Umfang und Rand schneidend
peripheral and rim cutting

Handstück I Straight Handpiece

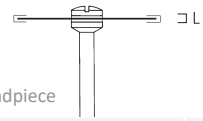

FIGURE	SHANK	REF	Ø	L mm
911D	HP	806 104 332 524	220	0,50
911DF	HP	806 104 332 514	220	0,45
			1	
		APPLICATION		

916D

Umfang vorne, hinten schneidend
peripheral distal, proximal cutting

Handstück I Straight Handpiece

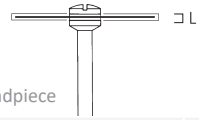

FIGURE	SHANK	REF	Ø	L mm
916D	HP	806 104 327 524	220	0,50
			1	
		APPLICATION		

918D

Umfang vorne, hinten schneidend
peripheral distal, proximal cutting

Handstück I Straight Handpiece

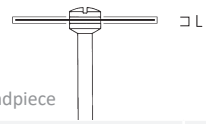

FIGURE	SHANK	REF	Ø	L mm
918D	HP	806 104 335 524	220	0,50
			1	
		APPLICATION		

DIAMANTSCHEIBEN „FLEXIBEL“
DIAMOND DISCS „FLEXIBLE“

930D

Umfang vorne, hinten schneidend
peripheral distal, proximal cutting

Handstück | Straight Handpiece

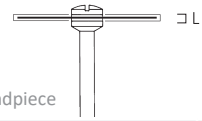

FIGURE	SHANK	REF	Ø	L mm
930D	HP	806 104 345 524	220	0,30
			1	
		APPLICATION		

932D

Umfang und Rand schneidend
peripheral and rim cutting

Handstück | Straight Handpiece

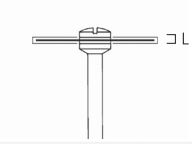

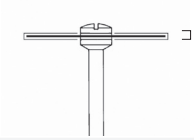

FIGURE	SHANK	REF	Ø	L mm	Ø	L mm
932D	HP	806 104 350 524	190	0,30	220	0,30
			1		1	
		APPLICATION				

935D

Umfang und Rand schneidend
peripheral and rim cutting

Handstück | Straight Handpiece

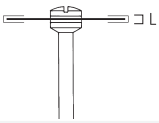

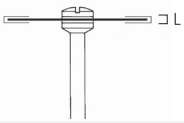

FIGURE	SHANK	REF	Ø	L mm	Ø	L mm
935D	HP	806 104 340 524			220	0,30
935DF	HP	806 104 340 514	190	0,25	220	0,25
			1		1	
		APPLICATION				

DIAMANTSCHEIBEN „SUPERFLEXIBEL“
DIAMOND DISCS „SUPERFLEXIBLE“

NEW PRODUCT

915D

Umfang und Rand schneidend
peripheral and rim cutting



Handstück | Straight Handpiece

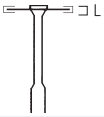

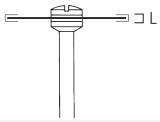

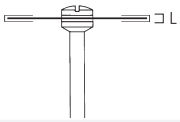

FIGURE	SHANK	REF	Ø	L mm	Ø	L mm	Ø	L mm
915D	HP	806 104 355 524			190	0,25	220	0,25
915DF	HP	806 104 355 514	100	0,15	190	0,20	220	0,20
			1		1		1	
		APPLICATION						

921D

Umfang vorne, hinten schneidend
peripheral distal, proximal cutting

Handstück | Straight Handpiece

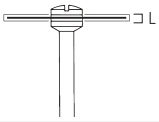

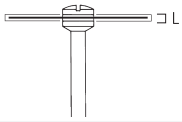

FIGURE	SHANK	REF	Ø	L mm	Ø	L mm
921DF	HP	806 104 358 514			220	0,20
921DEF	HP	806 104 358 504	190	0,15	220	0,15
			1		1	
		APPLICATION				

940D

Umfang und Rand schneidend
peripheral and rim cutting



Handstück | Straight Handpiece

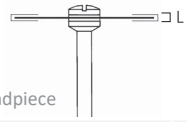

FIGURE	SHANK	REF	Ø	L mm
940DF	HP	806 104 377 514	220	0,20
			1	
		APPLICATION		

401D

Scheibe dünn
disc thin

Handstück | Straight Handpiece

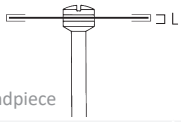

FIGURE	SHANK	REF	Ø	L mm
401DF	HP	806 104 400 514	220	0,20
			1	
		APPLICATION		

947D

Umfang, vorne, hinten schneidend
peripheral, distal, proximal cutting

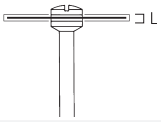

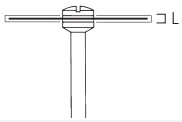

Handstück | Straight Handpiece

FIGURE	SHANK	REF	Ø	L mm	Ø	L mm
947DF	HP	806 104 389 514	190	0,20	220	0,20
947DEF	HP	806 104 389 504			220	0,15
			1		1	
		APPLICATION				

DIAMANTSCHEIBEN „SUPERFLEXIBEL & EINSEITIG BELEGT“
DIAMOND DISCS „SUPERFLEXIBLE & ONE SIDE COATED“

914F

nur Unterseite belegt
only bottom side coated



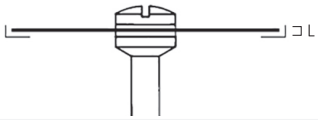

Handstück | Straight Handpiece

FIGURE	SHANK	REF	Ø	L mm
914F	HP	806 104 356 514	220	0,15
			1	
		APPLICATION		

GIPSTRENNSCHEIBE „FLEXIBEL“
PLASTER CUTTING DISC „FLEXIBLE“

365D

Umfang und Rand schneidend
peripheral and rim cutting



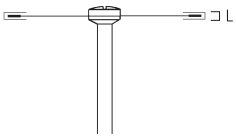

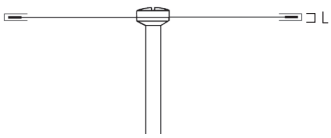

Handstück | Straight Handpiece

FIGURE	SHANK	REF	Ø	L mm	Ø	L mm
365D	HP	806 104 333 514	300	0,30	450	0,35
			1		1	
		APPLICATION				

Hartmetalle

Carbides | Carbures | Carburos

Typen und Formen 188-189
EN Types and shapes
FR Types et formes
ES Tipos y formas

Anwendungsempfehlungen 190-191
EN Application-guidelines
FR Recommandations d'application
ES Recomendaciones de uso

Hartmetallbohrer 192-194
EN Carbide burs
FR Fraises en carbure
ES Fresas de carburo

Stichfräser für Tiefziehfolien 194
EN Vacuum form acrylic cutters
FR Coupeur d'acrylique sous vide
ES Cortadores de acrílico al vacío

Fräser - Normalverzahnung, mittel 195-196
EN Cutters - normal cut, medium
FR Fraises - denture normale, moyenne
ES Fresas - dentado normal, medio

Fräser - Normalverzahnung, grob 197
EN Cutters - normal cut, coarse
FR Fraises - denture normale,grosse
ES Fresas - dentado normal, grueso

Fräser - Kreuzverzahnung, extra fein 198
EN Cutters - X cut, extra fine
FR Fraises - denture croisée, extra fine
ES Fresas - dentado cruzado, extra-fino

Fräser - Kreuzverzahnung, fein 198-200
EN Cutters - X cut, fine
FR Fraises - denture croisée, fine
ES Fresas - dentado cruzado, fino

Fräser - Kreuzverzahnung, mittel 201-203
EN Cutters - X cut, medium
FR Fraises - denture croisée, moyenne
ES Fresas - dentado cruzado, medio

Fräser - Kreuzverzahnung, grob 204
EN Cutters - X cut, coarse
FR Fraises - denture croisée, grossière
ES Fresas - dentado cruzado, grueso

Fräser - Kreuzverzahnung, super grob 205
EN Cutters - X cut, super coarse
FR Fraises - denture croisée, super grossière
ES Fresas - dentado cruzado, super grueso

Fräser - Querhiebverzahnung, fein 206
EN Cutters - cross cut, fine
FR Fraises - denture croisée surtaillée, fine
ES Fresas - dentado transversal, fino

Fräser - Querhiebverzahnung, mittel 207
EN Cutters - cross cut, medium
FR Fraises - denture croisée surtaillée, moyenne
ES Fresas - dentado transversal, medio

Fräser mit Hinterschliff 208
EN Relief - ground cutters
FR Fraises avec dépouille
ES Fresas con destalonado

Fräser mit Spezialverzahnung 209
EN Cutter with special toothing
FR Fraise à denture spéciale
ES Fresa con dentado especial

Titan Fräser 210
EN Titanium cutters
FR Fraises pour titane
ES Fresas para titanio

Viper 211
EN Viper
FR Viper
ES Viper

TYPEN UND FORMEN
TYPES AND SHAPES

C1	C2	C21	C71	C23SR	CX23SR	C31	C31RL	C33L	C33	C290	C515
P. 192	P. 192	P. 192	P. 192	P. 193	P. 193	P. 193	P. 193	P. 193	P. 194	P. 194	P. 194

C21	C71	C75	C77	C78	C79	C251	C416	C75G	C79G	C251G	CX79SF
P. 195	P. 195	P. 195	P. 195	P. 196	P. 196	P. 196	P. 196	P. 197	P. 197	P. 197	P. 198

CX23F	CX72F	CX75F	CX77F	CX79F	CX138F	CX489F	CX251F	CX486F	CX487F	CX488F	CX23MF
P. 199	P. 199	P. 199	P. 199	P. 199	P. 199	P. 199	P. 199	P. 200	P. 200	P. 200	P. 200

CX30MF	CX77MF	CX78MF	CX23	CX71	CX72	CX73	CX75	CX77	CX78	CX79	CX138
P. 200	P. 200	P. 200	P. 201	P. 201	P. 201	P. 201	P. 202	P. 202	P. 202	P. 202	P. 202

CX139	CX251	CX416	CX460	CX486	CX487	CX30M	CX77M	CX75G	CX79G	CX251G	CX75SG
P. 202	P. 202	P. 202	P. 203	P. 203	P. 203	P. 203	P. 203	P. 204	P. 204	P. 204	P. 205

CX79SG	CX251SG	CQ79F	CQ251F	CQ75	CQ79	CQ251	C79FF	C251FF	C251QX	C79SGT	C251SGT
P. 205	P. 205	P. 206	P. 206	P. 207	P. 207	P. 207	P. 208	P. 208	P. 209	P. 210	P. 210

C79GT	C79T	C79FT	C486FT	CBP379	CBP847	CBP856
P. 210	P. 210	P. 210	P. 210	P. 211	P. 211	P. 211

i	
HYGIENE	

ANWENDUNGSEMPFEHLUNGEN
APPLICATION-GUIDELINES

						
	C-	C-G	CX-SF	CX-F	CX-	CX-G
	Normalverzahnung standard Plain cut standard Denture normale standard Dentado normal estándar	Normalverzahnt grob Plain cut coars Denture grosse Dentado cruzado grueso	Kreuzverzahnt extra fein X-Cut extra fine Denture croisée extra fine Dentado cruzado extra-fino	Kreuzverzahnt fein X-Cut fine Denture croisée fine Dentado cruzado estándar	Kreuzverzahnt standard X-Cut standard Denture croisée standard Dentado cruzado estándar	Kreuzverzahnt grob X-Cut coarse Denture croisée grosse Dentado cruzado grueso
SEITE | PAGE | PÁGINA	**192-196**	**197**	**198**	**199-200**	**201-203**	**204**
GIPS PLASTER YESO	✓	●			✓	●
EDELMETALL-LEGIERUNGEN PRECIOUS ALLOY ALEACIONES PRECIOSOS	●		●	●	●	✓
EDELMETALLREDUZIERTE-LEGIERUNGEN SEMI-PRECIOUS ALLOY METALES PRECIOSOS REDUCIDOS	●		●	●	●	✓
NEM-LEGIERUNGEN NON PRECIOUS ALLOY ALEACIONES NO PRECIOSAS	●		●	●	●	✓
MODELGUSSLEGIERUNGEN MODEL CASTING ALLOYS DESBASTE DE ESQUELÉTICOS	●		●	●	●	✓
TITAN/TITANLEGIERUNGEN TITANIUM / TITANIUM ALLOYS TITANIO/ALEACIONES DE TITANIO					✓	
KUNSTSTOFF ACRYLICS ACRÍLICO	✓	✓	✓	●	●	●
NYLON NYLON NYLON						
LÖFFELMATERIALIEN TRAY MATERIAL MATERIALES DE CUBETA				✓	●	●
WEICHBLEIBENDE UNTERFÜTTTE-RUNGSMATERIALIEN SOFT RELINING MATERIAL REBASE PERMANENTEMENTE						
KERAMIK CERAMICS CERÁMICA			✓	✓	✓	

	VON JOTA EMPFOHLEN RECOMMENDED BY JOTA RECOMMANDÉ PAR JOTA RECOMENDADO POR JOTA	✓	GUT GEEIGNET WELL SUITED BIEN ADAPTÉ BIEN ADAPTADO

						
CX-SG	CQ-F	CQ-	C-FF	C-T	C-QX	CBP
Kreuzverzahnt super grob X-Cut super coarse Denture croisée très grosse Dentado cruzado super grueso	Querhiebverzahnung fein Cross-Cut fine Denture croisée surtaillée fine Dentado transversal fino	Querhiebverzahnung standard Cross-Cut medium Denture croisée surtaillée moyenne Dentado transversal medio	Fräsen mit Hinterschliff Relief-ground cutters Fraises avec denture à dépouille Fresas con destalonado	Titan Fräsen Titanium cutter Fraises pour titane Fresas con destalonado	Spezialverzahnung standard Special toothing medium Moyen de denture spécial Dentado especial medio	Viper Viper Viper Viper
205	206	207	208	210	209	211
●		✓				
	✓	✓				
	✓	✓	●			●
	✓	✓	●			●
	✓	✓	●			●
				●		●
	●	●			●	
				✓		
	●	●				
					●	
	✓					

HARTMETALLBOHRER
CARBIDE BURS

C1

kugelförmig
spherical

Handstück | Straight Handpiece

FIGURE	SHANK	REF	Ø												
C1	HP	500 104 001 001	005	006	007	008	009	010	012	014	016	018	021	023	027
		US-No.	¼	½		1		2	3	4	5	6	7	8	10
			5	5	5	5	5	5	5	5	5	5	5	5	5
		APPLICATION													

C2

umgekehrter Kegel
inverted conical

Handstück | Straight Handpiece

FIGURE	SHANK	REF	Ø						
C2	HP	500 104 010 001	008	010	012	014	016	018	023
		US-No.	34	35	36	37	38	39	41
		L mm	0,8	1,0	1,2	1,4	1,5	1,8	2,0
			5	5	5	5	5	5	5
		APPLICATION							

C21

zylindrisch, Seite und Stirn schneidend
cylindrical, side and end cutting

Handstück | Straight Handpiece

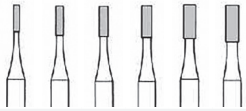

FIGURE	SHANK	REF	Ø					
C21	HP	500 104 107 006	008	010	012	014	016	018
		US-No.		57	58	59	60	61
		L mm	3,6	4,1	4,1	4,5	4,5	4,9
			5	5	5	5	5	5
		APPLICATION						

C71

kugelförmig
spherical

Handstück | Straight Handpiece

FIGURE	SHANK	REF	Ø					
C71	HP	500 104 001 175	005	006	008	010	021	023
			5	5	5	5	5	5
		APPLICATION						

C23SR

konisch, Stirn rund
conical, end domed

Handstück | Straight Handpiece

FIGURE	SHANK	REF	Ø
C23SR	HP	500 104 196 006	009
		L mm	4,2
			5
		APPLICATION	

CX23SR

konisch, stirn rund
conical, end domed

Handstück | Straight Handpiece

FIGURE	SHANK	REF	Ø
CX23SR	HP	500 104 196 019	010
		L mm	4,2
			5
		APPLICATION	

C31

Seite und Stirn schneidend
side and end cutting

Handstück | Straight Handpiece



FIGURE	SHANK	REF	Ø							
C31	HP	500 104 107 007	008	010	012	014	016	018	021	023
		US-No.	555	557	558	559	560	561	562	563
		L mm	3,6	4,1	4,1	4,5	4,5	4,9	5,4	5,4
			5	5	5	5	5	5	5	5
		APPLICATION								

C31RL

Trennfräse
detach carbide

Handstück | Straight Handpiece

FIGURE	SHANK	REF	Ø
C31RL	HPL	500 105 143 007	010
		L mm	10,0
			1
		APPLICATION	

C33L

konisch
conical



Handstück | Straight Handpiece

FIGURE	SHANK	REF	Ø		
C33L	HP	500 104 171 007	009	012	016
		US-No.	699L	701L	702L
		Lmm	5,3	6,3	6,3
			5	5	5
		APPLICATION			

C33

konisch
conical

Handstück | Straight Handpiece

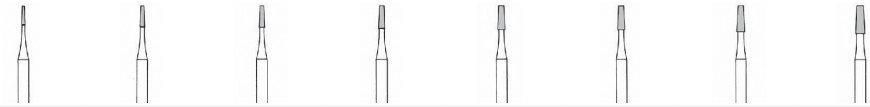

FIGURE	SHANK	REF	Ø							
C33	HP	500 104 168 007	008	009	010	012	014	016	018	021
		US-No.	698	699	700	701		702		703
		Lmm	3,6	3,8	4,1	4,1	4,5	4,5	4,9	4,9
			5	5	5	5	5	5	5	5
		APPLICATION								

STICHFRÄSER FÜR TIEFZIEHFOLIEN
VACUUM FORM ACRYLIC CUTTER

DE	Hartmetall Instrumente zum Ausarbeiten von Kunststoff und Tiefziehschienen.
EN	Tungsten carbide instruments for preparing acrylic and vacuum-formed templates.
FR	Instruments en carbure de tungstène pour l'usinage des résines et le gouttière thermoformées.
ES	Fresas para la preparación de materiales sintéticos y férulas termoplásticas.

C290

konisch
conical

Handstück | Straight Handpiece

FIGURE	SHANK	REF	Ø
C290	HP	500 104 170 377	012
		L mm	4,4
			5
		APPLICATION	

C515

Vierkantbohrer, konisch, spitz
bur, four sides, squared, pointed



Handstück | Straight Handpiece

FIGURE	SHANK	REF	Ø
C515	HP	500 104 467 211	023
		L mm	11,0
			2
			3'000 - 7'000 rpm
		APPLICATION	

FRÄSER - NORMALVERZAHNUNG MITTEL
CUTTERS - NORMAL CUT MEDIUM

DE	› Für wirkungsvolles Ausarbeiten aller harten Werkstoffe. › Zum Erzielen besonders glatter Oberflächen.
EN	› For efficient preparation of all hard materials. › For producing very smooth surfaces.
FR	› Pour un travail efficace de toutes les résines dures. › Pour obtenir des surfaces particulièrement lisses.
ES	› Para la preparación eficaz de todos los materiales duros. › Para lograr una superficie especialmente lisa.
APPLICATION & HYGIENE	

C21

Handstück | Straight Handpiece

FIGURE	SHANK	REF	Ø
C21	HP	500 104 107 175	060
		L mm	13,7
			1

C71

Handstück | Straight Handpiece

FIGURE	SHANK	REF	Ø		
C71	HP	500 104 001 175	031	040	050
			1	1	1

C75

Handstück | Straight Handpiece

FIGURE	SHANK	REF	Ø
C75	HP	500 104 260 175	060
		L mm	12,0
			1

C77

Handstück | Straight Handpiece

FIGURE	SHANK	REF	Ø
C77	HP	500 104 237 175	060
		L mm	12,0
			1

C78

Handstück | Straight Handpiece

FIGURE	SHANK	REF	Ø
C78	HP	500 104 257 175	060
		L mm	12,7
			1

C79

Handstück | Straight Handpiece

FIGURE	SHANK	REF	Ø		
C79	HP	500 104 194 175	040	045	060
		L mm	14,2	12,7	12,7
			1	1	1

C251

Handstück | Straight Handpiece

FIGURE	SHANK	REF	Ø
C251	HP	500 104 274 175	060
		L mm	14,7
			1

C416

Handstück | Straight Handpiece

FIGURE	SHANK	REF	Ø
C416	HP	500 104 201 175	060
		L mm	14,7
			1

FRÄSER - NORMALVERZAHNUNG GROB
CUTTERS - PLAIN CUT COARSE

DE	› Für schnelles, effektives Arbeiten auf Kunststoff und Gips.
EN	› For rapid and effective trimming of acrylics and also plaster.
FR	› Pour un travail rapide et efficace sur les résines et le plâtre.
ES	› Para el desbaste rápido y eficaz sobre acrílico y yeso.
APPLICATION & HYGIENE	

C75G

Handstück | Straight Handpiece

FIGURE	SHANK	REF	Ø	
C75G	HP	500 104 260 215	060	070
		L mm	12,0	13,2
			1	1

C79G

Handstück | Straight Handpiece

FIGURE	SHANK	REF	Ø	
C79G	HP	500 104 194 215	045	060
		L mm	12,7	12,7
			1	1

C251G

Handstück | Straight Handpiece

FIGURE	SHANK	REF	Ø
C251G	HP	500 104 274 215	060
		L mm	14,7
			1

FRÄSER - KREUZVERZAHNT EXTRA FEIN
CUTTERS - X-CUT EXTRA FINE

DE	› Für die feine Ausarbeitung von Metalllegierungen und Kompositen.
EN	› For the finest preparation of metal alloys and composites.
FR	› Pour l'usinage le plus fin d'alliages métalliques et les composites.
ES	› Para la preparación más fina de aleaciones de metal y composites.
APPLICATION & HYGIENE	

CX79SF

Handstück | Straight Handpiece

FIGURE	SHANK	REF	Ø
CX79SF	HP	500 104 194 141	040
		L mm	14,2
			1

FRÄSER - KREUZVERZAHNT FEIN
CUTTERS - X-CUT FINE

DE	› Vorwiegend für feinere Arbeiten auf Edelmetallen, Nichtedelmetallen, Kunststoffen und Keramik. › Massvoller und sehr gezielter Materialabtrag, glatte Werkstückoberfläche. › Instrumente mit einem M im Match Code besitzen einen kürzeren Arbeitsteil um detailliertere Arbeiten auszuführen.
EN	› Mainly for finer preparation of precious metals, non-precious metals, acrylics and porcelain. › Moderate, highly selective material removal, smooth workpiece surface. › Instruments with an M in the Match Code have a shorter working section to allow more detailed preparation.
FR	› Avant tout pour les usinages très fins sur métaux précieux, métaux non-précieux, résines et la céramique. › Enlèvement raisonnable et très ciblé du matériau, surface de l'objet bien lisse. › Les instruments pourvus d'un M dans le code ont une partie travaillante plus courte afin de pouvoir exécuter un travail mieux détaillé.
ES	› Principalmente para trabajos más precisos con metales preciosos, metales no preciosos, resinas y cerámica. › Remoción moderado y muy preciso del material, alisando así la superficie. › Los instrumentos con una M en su código son llamados de Mini, y poseen una parte activa más corta, consiguiendo así llevar a cabo trabajos más detallados y de precisión.
APPLICATION & HYGIENE	

CX23F

Handstück | Straight Handpiece

FIGURE	SHANK	REF	Ø
CX23F	HP	500 104 199 140	023
		L mm	11,5
			1

CX72F

Handstück | Straight Handpiece

FIGURE	SHANK	REF	Ø
CX72F	HP	500 104 137 140	060
		L mm	13,7
			1

CX75F

Handstück | Straight Handpiece

FIGURE	SHANK	REF	Ø
CX75F	HP	500 104 260 140	060
		L mm	12,0
			1

CX77F

Handstück | Straight Handpiece

FIGURE	SHANK	REF	Ø
CX77F	HP	500 104 237 140	060
		L mm	11,7
			1

CX79F

Handstück | Straight Handpiece

FIGURE	SHANK	REF	Ø		
CX79F	HP	500 104 194 140	040	045	060
		Lmm	14,2	12,7	12,7
			1	1	1

CX138F

Handstück | Straight Handpiece

FIGURE	SHANK	REF	Ø
CX138F	HP	500 104 198 140	023
		L mm	8,0
			1

CX489F

Handstück | Straight Handpiece

FIGURE	SHANK	REF	Ø
CX489F	HP	500 104 187 140	023
		L mm	15,0
			1

CX251F

Handstück | Straight Handpiece

FIGURE	SHANK	REF	Ø	
CX251F	HP	500 104 274 140	040	060
		L mm	9,3	14,7
			1	1

CX486F

Handstück | Straight Handpiece

FIGURE	SHANK	REF	Ø
CX486F	HP	500 104 137 140	023
		L mm	14,0
			1

CX487F

Handstück | Straight Handpiece

FIGURE	SHANK	REF	Ø
CX487F	HP	500 104 292 140	023
		L mm	14,0
			1

CX488F

Handstück | Straight Handpiece

FIGURE	SHANK	REF	Ø
CX488F	HP	500 104 184 140	016
		L mm	8,0
			1

CX23MF

Handstück | Straight Handpiece

FIGURE	SHANK	REF	Ø
CX23MF	HP	500 104 196 140	014
		L mm	4,8
			1

CX30MF

Handstück | Straight Handpiece

FIGURE	SHANK	REF	Ø
CX30MF	HP	500 104 225 140	023
		L mm	5,5
			1

CX77MF

Handstück | Straight Handpiece

FIGURE	SHANK	REF	Ø
CX77MF	HP	500 104 237 140	023
		L mm	5,5
			1

CX78MF

Handstück | Straight Handpiece

FIGURE	SHANK	REF	Ø
CX78MF	HP	500 104 257 140	023
		L mm	5,5
			1

FRÄSER - KREUZVERZAHNT MITTEL
CUTTERS - X-CUT MEDIUM

DE	› Zum Ausarbeiten grösserer Flächen auf Edelmetallen, Nichtedelmetallen und Kunststoffen. › Rationeller Materialabtrag, glatte Werkstückoberfläche, weicher Lauf des Werkzeugs. › Sehr universelle Einsatzmöglichkeiten, daher seltener Werkzeugwechsel erforderlich. › Instrumente mit einem M im Match Code besitzen einen kürzeren Arbeitsteil um detailliertere Arbeiten auszuführen.
EN	› For preparing larger surfaces of precious metals, non-precious metals and acrylics. › Efficient material removal, smooth workpiece surfaces, smooth running of the tool. › Very universal application options, consequently instruments are changed less frequently. › Instruments with an M in the Match Code have a shorter working section to allow more detailed preparation.
FR	› Pour l'usinage de surfaces étendues sur métaux précieux, métaux non-précieux et résines. › Enlèvement rationnel du matériau, surface de l'objet bien lisse, rotation douce de l'outil. › Possibilités d'emploi universelles d'où un remplacement moins fréquent de l'outil. › Les instruments pourvus d'un M dans le code ont une partie travaillante plus courte afin de pouvoir exécuter un travail mieux détaillé.
ES	› Para trabajar grandes superficies de metales preciosos, metales no preciosos y resinas. › Remoción preciso y eficaz del material, dejando una superficie lisa y con un funcionamiento suave y sin vibraciones. › Este instrumento posibilita una aplicación universal, por lo que se hace menos necesario el cambio de instrumento. › Los instrumentos con una M en su código son llamados de Mini, y poseen una parte activa más corta, consiguiendo así llevar a cabo trabajos más detallados y de precisión.
APPLICATION & HYGIENE	

CX23

Handstück | Straight Handpiece

FIGURE	SHANK	REF	Ø
CX23	HP	500 104 199 190	023
		L mm	11,5
			1

CX71

Handstück | Straight Handpiece

FIGURE	SHANK	REF	Ø
CX71	HP	500 104 001 190	050
		L mm	4,5
			1

CX72

Handstück | Straight Handpiece

FIGURE	SHANK	REF	Ø
CX72	HP	500 104 137 190	060
		L mm	13,7
			1

CX73

Handstück | Straight Handpiece

FIGURE	SHANK	REF	Ø
CX73	HP	500 104 277 190	060
		L mm	10,7
			1

CX75

Handstück | Straight Handpiece

FIGURE	SHANK	REF	Ø	
CX75	HP	500 104 260 190	040	060
		L mm	8,3	12,0
			1	1

CX77

Handstück | Straight Handpiece

FIGURE	SHANK	REF	Ø
CX77	HP	500 104 237 190	060
		L mm	11,7
			1

CX78

Handstück | Straight Handpiece

FIGURE	SHANK	REF	Ø
CX78	HP	500 104 257 190	060
		L mm	12,7
			1

CX79

Handstück | Straight Handpiece

FIGURE	SHANK	REF	Ø		
CX79	HP	500 104 194 190	040	045	060
		L mm	14,2	12,7	12,7
			1	1	1

CX138

Handstück | Straight Handpiece

FIGURE	SHANK	REF	Ø
CX138	HP	500 104 198 190	023
		L mm	8,0
			1

CX139

Handstück | Straight Handpiece

FIGURE	SHANK	REF	Ø
CX139	HP	500 104 289 190	023
		L mm	8,0
			1

CX251

Handstück | Straight Handpiece

FIGURE	SHANK	REF	Ø	
CX251	HP	500 104 274 190	040	060
		L mm	9,3	14,7
			1	1

CX416

Handstück | Straight Handpiece

FIGURE	SHANK	REF	Ø
CX416	HP	500 104 201 190	060
		L mm	14,7
			1

CX460

Handstück | Straight Handpiece

FIGURE	SHANK	REF	Ø
CX460	HP	500 104 116 190	023
		L mm	14,0
			1

CX486

Handstück | Straight Handpiece

FIGURE	SHANK	REF	Ø
CX486	HP	500 104 137 190	023
		L mm	14,0
			1

CX487

Handstück | Straight Handpiece

FIGURE	SHANK	REF	Ø
CX487	HP	500 104 292 190	023
		L mm	14,0
			1

CX30M

Handstück | Straight Handpiece

FIGURE	SHANK	REF	Ø
CX30M	HP	500 104 225 220	023
		L mm	5,5
			1

CX77M

Handstück | Straight Handpiece

FIGURE	SHANK	REF	Ø
CX77M	HP	500 104 237 220	023
		L mm	5,5
			1

FRÄSER - KREUZVERZAHNUNG GROB
CUTTERS - X-CUT COARSE

DE	› Zum Groben und rationellen Vorarbeiten grosser Flächen aus Edelmetallen, Nichtedelmetallen und Kunststoffen. › Für feinere Arbeiten auf Gips.
EN	› For rough, efficient pre-preparation of large surfaces of precious metals, non-precious metals and acrylics. › For finer trimming of plaster.
FR	› Pour l'usinage grossier et l'ébauche rationnelle de surfaces étendues sur métaux précieux, métaux non-précieux et résines. › Pour des travaux fins sur le plâtre.
ES	› Para preparaciones eficaces de gran tamaño sobre grandes superficies en metales preciosos, metales no preciosos y acrílico. › Para trabajos precisos con escayola.
APPLICATION & HYGIENE	

CX75G

Handstück | Straight Handpiece

FIGURE	SHANK	REF	Ø
CX75G	HP	500 104 260 220	060
		L mm	12,0
			1

CX79G

Handstück | Straight Handpiece

FIGURE	SHANK	REF	Ø		
CX79G	HP	500 104 194 220	040	045	060
		L mm	14,2	12,7	12,7
			1	1	1

CX251G

Handstück | Straight Handpiece

FIGURE	SHANK	REF	Ø
CX251G	HP	500 104 274 220	060
		L mm	14,7
			1

FRÄSER - KREUZVERZAHNUNG SUPER GROB
CUTTERS - X-CUT SUPER COARSE

DE	› Besonders für die Bearbeitung von Gips, auch für sehr grobe Arbeiten auf Kunststoffen geeignet. › Sehr starker Materialabtrag. › Grosse Spanräume verhindern ein Zusetzen mit Schleifspänen.
EN	› Ideal for trimming plaster, also suitable for very rough preparation of acrylics. › Very high material removal. › Large chip escape channels prevent clogging with grinding chips.
FR	› Particulièrement pour l'usinage du plâtre, également adaptée pour des travaux très grossier sur les résines. › Enlèvement important du matériau. › Des espaces importants entre les lames évitent un bourrage par des copeaux.
ES	› Especialmente para la preparación de escayola, y también para trabajos de gran tamaño con resinas. › Gran poder de corte sobre el material. › Grandes espacios de separación entre láminas, los cuales evitan la obstrucción de las mismas con los materiales removidos.
APPLICATION & HYGIENE	

CX75SG

Handstück | Straight Handpiece

FIGURE	SHANK	REF	Ø
CX75SG	HP	500 104 260 224	070
		L mm	13,2
			1

CX79SG

Handstück | Straight Handpiece

FIGURE	SHANK	REF	Ø	
CX79SG	HP	500 104 194 224	045	070
		L mm	12,7	12,7
			1	1

CX251SG

Handstück | Straight Handpiece

FIGURE	SHANK	REF	Ø
CX251SG	HP	500 104 274 224	060
		L mm	14,7
			1

FRÄSER - QUERHIEBVERZAHNUNG FEIN
CUTTERS - CROSS-CUT FINE

DE	› Für feines Ausarbeiten aller Legierungen und harter Kunststoffe. › Rationeller Materialabtrag, glatte Oberfläche.
EN	› For fine preparation of all alloys and hard acrylics. › Efficient material removal, smooth surface.
FR	› Pour l'usinage fin de tous les alliages et des résines dures. › Enlèvement rationnel du matériau, surface lisse.
ES	› Para trabajos precisos sobre todo tipo de aleaciones y acrílicos duros. › Remoción preciso y eficaz del material, dejando una superficie lisa.
APPLICATION & HYGIENE	

CQ79F

Handstück | Straight Handpiece

FIGURE	SHANK	REF	Ø
CQ79F	HP	500 104 194 134	040
		L mm	14,2
			1

CQ251F

Handstück | Straight Handpiece

FIGURE	SHANK	REF	Ø
CQ251F	HP	500 104 274 134	060
		L mm	14,7
			1

FRÄSER - QUERHIEBVERZAHNUNG MITTEL
CUTTERS - CROSS-CUT MEDIUM

DE	› Für wirkungsvolles Ausarbeiten aller Prothesenkunststoffe . › Sehr guter Materialabtrag, glatte Oberfläche.
EN	› For effective preparation of all denture acrylics. › Very good material removal, smooth surface.
FR	› Pour un usinage efficace de toutes résines prothèses. › Très bon enlèvement de matériau, surface lisse.
ES	› Para trabajos eficaces con todo tipo de resinas próstesis. › Remoción preciso y eficaz del material, dejando una superficie lisa.
APPLICATION & HYGIENE	

CQ75

Handstück | Straight Handpiece

FIGURE	SHANK	REF	Ø
CQ75	HP	500 104 260 176	060
		L mm	12,0
			1

CQ79

Handstück | Straight Handpiece

FIGURE	SHANK	REF	Ø
CQ79	HP	500 104 194 176	040
		L mm	14,2
			1

CQ251

Handstück | Straight Handpiece

FIGURE	SHANK	REF	Ø
CQ251	HP	500 104 274 176	060
		L mm	14,7
			1

FRÄSER MIT HINTERSCHLIFF
RELIEF-GROUND CUTTERS

DE	› Die Schneide ist gegen das Ausbrechen der Kanten deutlich besser geschützt, wodurch die Standzeit der Fräse deutlich erhöht wird. › Die Fräse weist auch spürbar bessere Rundlaufeigenschaften ohne Rattern auf. › Zur Bearbeitung aller harter Metalllegierungen wie Chromkobalt, Nichtedelmetallen und Goldreduziert.
EN	› Better protection of the blade against the edges breaking off, which considerably increases the service life of the cutters. › The cutters also have perceptibly better concentricity without chatter. › For preparing all hard metal alloys such as chrome-cobalt, non-precious metals and semi-precious alloys.
FR	› La lame est mieux protégée contre l'arrachement ce qui augment nettement la durée de vie de la fraise. › La fraise montre également une meilleure concentricité de rotation sans vibration. › Pour l'usinage de tous les alliages métalliques durs tels le chrome-cobalt, les métaux non-précieux et ceux à teneur réduite en métaux précieux.
ES	› Los filos poseen un tratamiento especial para lograr una mejor protección sobre desgaste y posibles rupturas, aumentando así la vida útil del instrumento. › Excelentes propiedades de concentricidad, evitando vibraciones y sonidos indeseados. › Para la preparación de todo tipo de aleaciones de metal duro como el cromo-cobalto, metales no preciosos y el oro reducido.
APPLICATION & HYGIENE	

C79FF

Handstück I Straight Handpiece

FIGURE	SHANK	REF	Ø	
C79FF	HP	500 104 194 181	040	060
		L mm	14,2	14,2
			1	1

C251FF

Handstück I Straight Handpiece

FIGURE	SHANK	REF	Ø
C251FF	HP	500 104 274 181	060
		L mm	14,7
			1

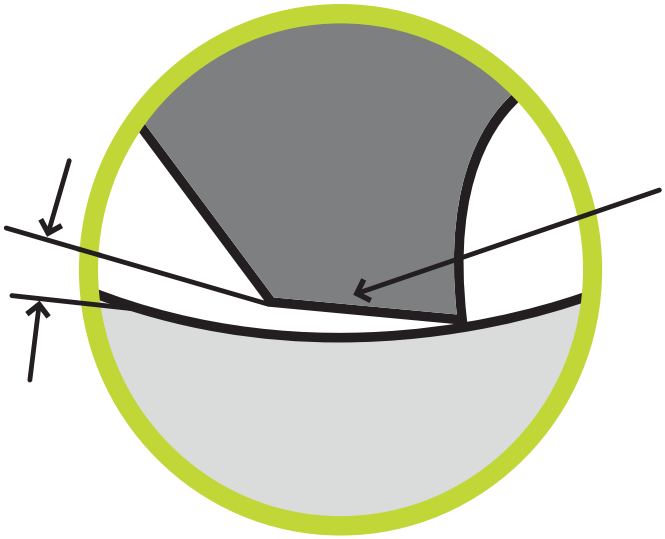

DE	› Hinterschliff
EN	› Relief-ground
FR	› Avec dépouille
ES	› Destalonado

FRÄSER MIT SPEZIALVERZAHNUNG
CUTTER WITH SPECIAL TOOTHING

DE	› Spezialverzahnung für die Bearbeitung von thermoplastischem Kunststoff und für die Ausarbeitung von Schienen
EN	› Special toothing for the processing of thermoplastic materials and for the finishing of aligners
FR	› Denture spéciale pour le traitement des matériaux thermoplastiques et pour la finition des alignements.
ES	› Dentado especial para el procesamiento de materiales termoplásticos y para el acabado de alineadores
APPLICATION & HYGIENE	

NEW PRODUCT

C251QX

Handstück | Straight Handpiece

FIGURE	SHANK	REF	Ø
C251QX	HP	500 104 274 160	060
		L mm	14,7
			1

TITAN FRÄSER
TITANIUM CUTTERS

DE	› Spezialverzahnung zur schnellen und effektiven Bearbeitung von Titan und Titanlegierungen.
EN	› Special cut for quick, effective preparation of titanium and titanium alloys.
FR	› Denture spéciale pour un usinage rapide et efficace du titane et des alliages de titane.
ES	› Dentado especial de mayor resistencia, para una preparación rápida y eficaz del titanio y sus aleaciones.
APPLICATION & HYGIENE	

C79SGT

Handstück | Straight Handpiece

FIGURE	SHANK	REF	Ø
C79SGT	HP	500 104 194 226	040
		L mm	14,2
			1

C251SGT

Handstück | Straight Handpiece

FIGURE	SHANK	REF	Ø
C251SGT	HP	500 104 274 227	060
		L mm	14,7
			1

C79GT

Handstück | Straight Handpiece

FIGURE	SHANK	REF	Ø
C79GT	HP	500 104 194 221	040
		L mm	14,2
			1

C79T

Handstück | Straight Handpiece

FIGURE	SHANK	REF	Ø
C79T	HP	500 104 194 194	040
		L mm	14,2
			1

C79FT

Handstück | Straight Handpiece

FIGURE	SHANK	REF	Ø
C79FT	HP	500 104 194 142	040
		L mm	14,2
			1

C486FT



Handstück | Straight Handpiece

FIGURE	SHANK	REF	Ø
C486FT	HP	500 104 137 142	023
		L mm	14,0
			1

VIPER
VIPER

DE	› Ein-Stück Hartmetall Instrumente. › Spezielle Schneidekantengeometrie. › Zur optimalen Bearbeitung von Nichtedelmetallen, Titan, Chromkobalt mittels einer Laborturbine.
EN	› One-piece tungsten carbide instruments. › Special cutting edge geometry. › For optimal preparation of non-precious metals, titanium, chrome-cobalt using a laboratory turbine.
FR	› Instruments massifs en carbure. › Géométrie spéciale des lames. › Pour l'usinage optimal des métaux non-précieux, du titane, du chrome-cobalt à l'aide de la turbine de laboratoire.
ES	› Instrumento de Carburo de Tungsteno fabricado en una sola pieza. › Láminas especiales para corte y reducción hasta de los materiales más exigentes. › Para una óptima preparación de metales no preciosos, titanio y cromo-cobalto mediante una turbina de laboratorio.
APPLICATION & HYGIENE	

CBP847

konisch, kegelstumpfförmig
conical, truncated

Turbine | Friction Grip

FIGURE	SHANK	REF	Ø
CBP847	FG	500 314 172 007	016
		L mm	8,0
			5
		↺	160'000 RPM

CBP856

konisch, Stirn rund
conical, end domed

Turbine | Friction Grip

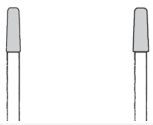

FIGURE	SHANK	REF	Ø	
CBP856	FG	500 314 546 007	016	018
		L mm	8,0	8,0
			5	5
		↺	160'000 RPM	160'000 RPM

CBP379

Ei
egg

Turbine | Friction Grip

FIGURE	SHANK	REF	Ø
CBP379	FG	500 314 277 007	023
		L mm	2,7
			5
		↺	160'000 RPM

Stahlinstrumente

Steel | Acier | Acero



Typen und Formen 213

EN Types and shapes
FR Types et formes
ES Tipos y formas

Stahlbohrer 214-216

EN Steel burs
FR Fraises an acier
ES Fresas de acero

Fräser zum Bearbeiten von Kunststoffen 216-217

EN Cutters for preparing acrylics
FR Fraises pour l`usinage des résines
ES Fresas para la preparación de resinas

Rostfreie Stahlinstrumente zum Ausarbeiten und Feinarbeiten an weichbleibenden Kunststoffen 217-218

EN Stainless steel instruments for trimming and fine finishing of soft relines
FR Instruments en acier inoxydable pour l`usinage et les travaux fins sur les résines souples pour
ES Instrumentos de acero inoxidable para el trabajo de precisión de revestimientos blandos

Träger 218-219

EN Mandrels
FR Mandrins
ES Mandriles

TYPEN UND FORMEN
TYPES AND SHAPES

1	11	21	36	38	203	514	515	515L
P. 214	P. 214	P. 214	P. 215	P. 215	P. 215	P. 215	P. 215	P. 216

231	71	72	75	77	78	79	89	82RF
P. 216	P. 216	P. 216	P. 216	P. 217	P. 217	P. 217	P. 217	P. 217

84RF	85RF	91RF	92RF	95RF	301L	303	303RF	305
P. 217	P. 218	P. 218	P. 218	P. 218	P. 218	P. 218	P. 218	P. 218

314	315	318	320A	327RF	372RF
P. 219	P. 219	P. 219	P. 219	P. 219	P. 219

STAHLBOHRER
STEEL BURS

1

kugelförmig (rund)
spherical (round)

Handstück | Straight Handpiece

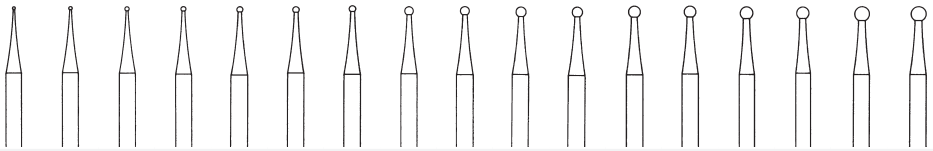

FIGURE	SHANK	REF	Ø															
1	HP	310 104 001 001	004	005	006	007	008	009	010	011	012	013	014	015	016	017	018	019	020
		US-No.		¼	½		1		2		3		4		5		6		
			5	5	5	5	5	5	5	5	5	5	5	5	5	5	5	5	5

Handstück | Straight Handpiece



FIGURE	SHANK	REF	Ø														
1	HP	310 104 001 001	021	022	023	025	027	029	031	033	035	037	040	042	045	047	050
		US-No.	7		8	9	10		11								
			5	5	5	5	5	5	5	5	5	5	5	5	5	5	5

11

kugelförmig (rund)
spherical (round)

Handstück | Straight Handpiece

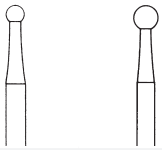

FIGURE	SHANK	REF		
11	HP	310 104 001 002	023	031
		US-No.	508	511
			5	5

21

zylindrisch, Seite und Stirn schneidend
cylindrical, side and end cutting

Handstück | Straight Handpiece

FIGURE	SHANK	REF	Ø
21	HP	310 104 107 006	010
		US-No.	57
		L mm	4,2
			5

36

zylindrisch, Seite und Stirn schneidend
cylindrical, side and end cutting

Handstück | Straight Handpiece

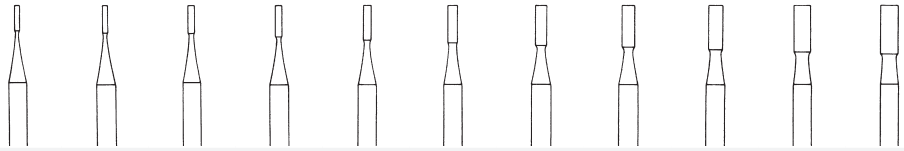

FIGURE	SHANK	REF	Ø										
36	HP	310 104 107 002	006	007	008	009	010	012	014	016	018	021	023
		US-No.			556		557	558	559	560	561	562	563
		L mm	3,0	3,3	3,6	3,9	4,2	4,5	4,8	5,1	5,4	5,7	6,0
			5	5	5	5	5	5	5	5	5	5	5

38

konisch, (kegelstumpfförmig)
conical, (truncated conical)



Handstück | Straight Handpiece

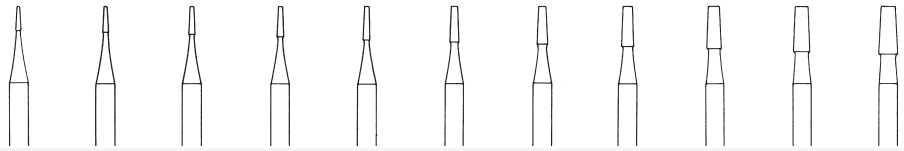

FIGURE	SHANK	REF	Ø										
38	HP	310 104 168 002	006	007	008	009	010	012	014	016	018	021	023
		US-No.	698		699		700	701		702		703	704
		L mm	3,0	3,3	3,6	3,9	4,2	4,5	4,8	5,1	5,4	5,7	6,0
			5	5	5	5	5	5	5	5	5	5	5

203

Spiralbohrer
helicidal drill

Handstück | Straight Handpiece

FIGURE	SHANK	REF	Ø									
203	HP	310 104 417 364	005	006	007	008	009	010	012	014	015	021
		L mm	7,0	7,0	7,0	7,0	9,0	9,0	9,0	9,0	9,0	9,0
			5	5	5	5	5	5	5	5	5	5

514

konisch, Stirn spitz
conical, end pointed



Handstück | Straight Handpiece

FIGURE	SHANK	REF	Ø
514	HP	310 104 211 215	021
		L mm	10,5
			2

515

Vierkantbohrer, konisch, spitz
bur, conical, four sides, squared, pointed

Handstück | Straight Handpiece

FIGURE	SHANK	REF	Ø
515	HP	310 104 467 211	023
		L mm	11,0
			5
		↺	3'000- 7'000 rpm

515L

Vierkantinstrument, Fissuren-Former
square bur, scissure shaping tool



Handstück | Straight Handpiece

FIGURE	SHANK	REF	Ø
515L	HP	310 104 467 211	012
		L mm	13,0
			2
		↺	3'000- 7'000 rpm

231

Kreissäge, zur Entfernung der Acryl-Gussform
circular saw, for removal of acrylic form molds

NEW PRODUCT

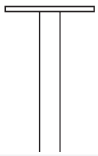

Handstück | Straight Handpiece

FIGURE	SHANK	REF	Ø
231	HP	310 104 045 171	100
		L mm	0,5
			1

FRÄSER ZUM BEARBEITEN VON KUNSTSTOFFEN
CUTTERS FOR PREPARING ACRYLICS

i	
APPLICATION & HYGIENE	

71

kugelförmig (rund)
spherical



Handstück | Straight Handpiece

FIGURE	SHANK	REF	Ø			
71	HP	310 104 001 171	050	060	070	080
			5	5	5	5

72

Walze
barrel





Handstück | Straight Handpiece

FIGURE	SHANK	REF			
72	HP	310 104 155 171	060	070	080
		L mm	11,0	12,0	13,0
			5	5	5

75

Knospe, rund
bud, rounded

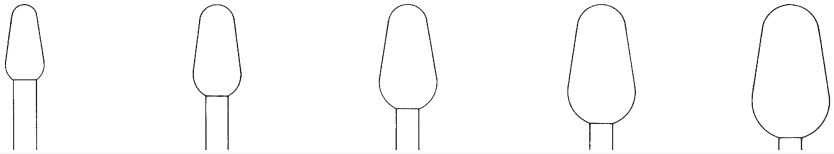

Handstück | Straight Handpiece

FIGURE	SHANK	REF	Ø				
75	HP	310 104 260 171	040	050	060	070	080
		L mm	8,0	9,5	11,0	12,5	14,0
			5	5	5	5	5

77

Birne
pear

L

Handstück I Straight Handpiece

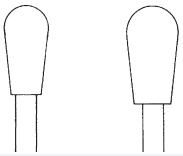

FIGURE	SHANK	REF	Ø	
77	HP	310 104 237 171	050	060
		L mm	10,0	11,0
			5	5

78

Knospe, spitz
bud, pointed

L

Handstück I Straight Handpiece

FIGURE	SHANK	REF	
78	HP	310 104 257 171	060
		L mm	12,0
			5

79

Knospe, rund, lang
bud, rounded, long

L

Handstück I Straight Handpiece

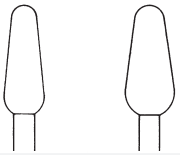

FIGURE	SHANK	REF	Ø	
79	HP	310 104 266 171	045	055
		L mm	12,0	12,0
			5	5

89

Knospe, rund, lang
bud, rounded, long

L

Handstück I Straight Handpiece

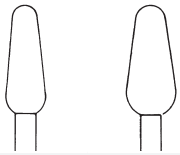

FIGURE	SHANK	REF	Ø	
89	HP	310 104 266 172	045	055
		L mm	12,0	12,0
			5	5

ROSTFREIE STAHLINSTRUMENTE ZUM AUSARBEITEN UND FÜR FEINARBEITEN AN WEICHBLEIBENDEN KUNSTSTOFFEN

STAINLESS STEEL INSTRUMENTS FOR TRIMMING AND FINE FINISHING OF SOFT RELINES

i	
APPLICATION & HYGIENE	

82RF

Walze
barrel

L

Handstück I Straight Handpiece

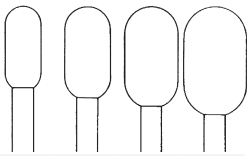

FIGURE	SHANK	REF	Ø			
82RF	HP	330 104 155 172	040	050	060	070
		L mm	9,0	10,0	11,0	12,0
			5	5	5	5

84RF

Oval
ellipsoidal

L

Handstück I Straight Handpiece

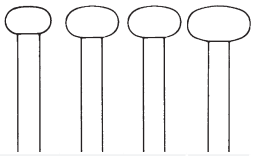

FIGURE	SHANK	REF	Ø			
84RF	HP	330 104 103 172	050	060	070	080
		L mm	3,0	3,5	4,0	4,5
			5	5	5	5

85RF

Knospe, rund
bud, rounded

Handstück | Straight Handpiece

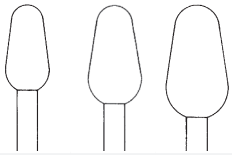

FIGURE	SHANK	REF	Ø		
85RF	HP	330 104 260 172	050	060	070
		L mm	9,5	11,0	12,5
			5	5	5

91RF

kugelförmig (rund)
spherical (round)

Handstück | Straight Handpiece

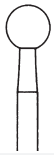

FIGURE	SHANK	REF	Ø
91RF	HP	330 104 001 132	050
			5

92RF

Walze
Barrel

Handstück | Straight Handpiece

FIGURE	SHANK	REF	Ø
92RF	HP	330 104 155 132	050
		L mm	10,0
			5

95RF

Knospe, rund
bud, rounded

Handstück | Straight Handpiece

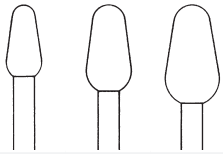

FIGURE	SHANK	REF	Ø		
95RF	HP	330 104 260 132	040	050	060
		L mm	8,0	9,5	11,0
			5	5	5

TRÄGER
MANDRELS

301L

Träger mit Holzschraubengewinde, konisch
mandrel with external thread, conical

Handstück | Straight Handpiece

FIGURE	SHANK	REF	Ø
301L	HP	312 104 610 415	050
			5

303

Träger für Scheibe mit Innengewinde und Spannschraube
mandrel for discs with internal thread and screw

Handstück | Straight Handpiece

FIGURE	SHANK	REF	Ø
303	HP	312 104 603 391	050
			5

303RF

Träger für Scheibe mit Innengewinde und Spannschraube
mandrel for discs with internal thread and screw

Handstück | Straight Handpiece

FIGURE	SHANK	REF	Ø
303RF	HP	330 104 603 391	050
			5

305

Träger für Scheiben, verstärkt, mit Innengewinde und Spannschraube
mandrel for discs, reinforced, with internal thread and screw

Handstück | Straight Handpiece

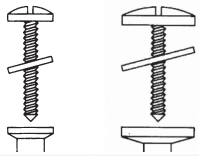

FIGURE	SHANK	REF	Ø	
305	HP	312 104 604 391	050	080
			5	5

314

Träger, geschlitzt, konisch, für Schleifpapier
mandrel, split, conical, for sandpaper

Handstück | Straight Handpiece

FIGURE	SHANK	REF	Ø
314	HPL	312 105 622 444	042
			5

315

Träger, geschlitzt, zylindrisch, für Schleifpapier
mandrel, split, cylindrical, for sandpaper

Handstück | Straight Handpiece

FIGURE	SHANK	REF	Ø
315	HPL	312 105 623 444	031
			5

318

Träger, geschlitzt, zylindrisch, für Schleifpapier
mandrel, split, cylindrical, for sandpaper

Handstück | Straight Handpiece

FIGURE	SHANK	REF	Ø
318	HP	312 104 623 443	023
			5

320A

Träger mit Spannzange, für FG Instrument
mandrels with chuck, for FG instrument

Handstück | Straight Handpiece

FIGURE	SHANK	REF	Ø
320A	HP	312 104 612 434	016
			5

327RF

Träger für Pins
mandrels for pins

Handstück | Straight Handpiece



FIGURE	SHANK	REF	Ø
327RF	HP	330 104 612 431	030
			5

372RF

Reduzierhülse auf FG-Instrument
adapter sleeve on FG-instruments

Handstück | Straight Handpiece

FIGURE	SHANK	REF	Ø
372RF	HP	330 104 372 434	016
			5

DE	› Um bei der Aufbereitung von nicht rostfreien Stahlinstrumenten im Autoklaven / Dampfsterilisator die Bildung von schwarzen Flecken / Rändern sowie Oxidationsstellen zu vermeiden, müssen diese mit einem Rostschutzspray vorbehandelt werden.
EN	› These instruments should be conditioned using a rust protection spray to avoid the formation of black spots / margins or oxidation areas during preparation of non-stainless steel instruments in an autoclae / steam steriliser.
FR	› Afin d'éviter la formation de taches / bordures noires ainsi que de traces de corrosion lors du traitement d'instruments non inoxydables dans l'autoclave, ces derniers doivent être préalablement traités à l'aide d'un spray de protection contre la corriosion.
ES	› ara evitar la formación de manchas negras o aparición de óxido por el tratamiento de instrumentos de acero no inoxidable en autoclave / ersterilizador por vapor, estos instrumentos deben tratarse previamente con un spray de protección contra la corrosión.
HYGIENE	

Schleifkörper

Abrasives | Abrasifs | Abrasivos

Typen und Formen 222-223
EN Types and shapes
FR Types et formes
ES Tipos y formas

Anwendungen 224-225
EN Applications
FR Utilisations
ES Aplicaciones

Zirconflex 226-227
EN Zirconflex
FR Zirconflex
ES Zirconflex

Diamond Stone 228-229
EN Diamond Stone
FR Diamond Stone
ES Diamond Stone

Grün - Siliziumkarbid 230-234
EN Green- Silicone carbide
FR Vert - carbure de silicum
ES Verde- carburo de silico

Rosa - Edelkorund 234-237
EN Pink - high-grade corundum
FR Rose - corindon
ES Rosa - corindón

Braun - Edelkorund 238-239
EN Brown - high-grade corundum
FR Marron - corindon
ES Marrón - corindón

Der BLAUE von JOTA 240
EN The BLUE from JOTA
FR Le BLEU de JOTA
ES El AZUL de JOTA

Hellbraun - Edelkorund 241
EN Light brown - high-grade corundum
FR Marron clair - corindon
ES Marrón claro - corindón

Arkansas 242
EN Arkansas
FR Arkansas
ES Arkansas

Weiss - Edelkorund 243
EN White - high-grade corundum
FR Blanc - corindon
ES Blanco - corindón

K+M Grün 244-246
EN K+M green
FR K+M vert
ES K+M verde

K+M Blau 246-247
EN K+M blue
FR K+M bleu
ES K+M azul

K+M Braun 248
EN K+M brown
FR K+M marron
ES K+M marrón

K+M Orange 249
EN K+M Orange
FR K+M Orange
ES K+M Naranja

Zurichtsteine 250
EN Trimming stones
FR Pierres à aiguiser
ES Caperuzas abrasivas y mandriles

TYPEN UND FORMEN

TYPES AND SHAPES

ZIRCONFLEX FOR SAFE DRY PREPARATION OF ZIRCONIA

SZ601	SZ602	SZ623	SZ638	SZ652R	SZ660	SZ667	SZ715	SZ732	SZ736	SZ722
Zirkonflex	Zirkonflex	Zirkonflex	Zirkonflex	Zirkonflex	Zirkonflex	Zirkonflex	Zirkonflex	Zirkonflex	Zirkonflex	Zirkonflex
P. 226	P. 226	P. 226	P. 226	P. 226	P. 226	P. 227	P. 227	P. 227	P. 227	P. 227

DIAMOND STONE FOR REMOVAL OF PROCELAIN AND METAL



SD602	SD638	SD652R	SD653	SD660	SD667	SD716	SD732	SD735S	SD722	SD773
Diamond Stone	Diamond Stone	Diamond Stone	Diamond Stone	Diamond Stone	Diamond Stone	Diamond Stone	Diamond Stone	Diamond Stone	Diamond Stone	Diamond Stone
P. 228	P. 228	P. 228	P. 228	P. 229	P. 229	P. 229	P. 229	P. 229	P. 229	P. 229

SILICON CARBIDE FOR PORCELAIN AND ACRYLICS



601	602	603	613	622	624	633	638	642	649	652	652R	653	661	662	663
Green	Green	Green	Green	Green	Green	Green	Green	Green	Green	Green	Green	Green	Green	Green	Green
P. 230	P. 230	P. 230	P. 230	P. 230	P. 230	P. 231	P. 231	P. 231	P. 231	P. 231	P. 231	P. 231	P. 231	P. 232	P. 232

SILICON CARBIDE FOR PORCELAIN AND ACRYLICS



665	666	667	671	690	702	703	712	716	728	731	744	642G	744G	798
Green	Green	Green	Green	Green	Green	Green	Green	Green	Green	Green	Green	Green	Green	Green
P. 232	P. 232	P. 232	P. 232	P. 232	P. 232	P. 233	P. 233	P. 233	P. 233	P.233	P. 233	P. 233	P. 233	P. 234

HIGH-GRADE CORUNDUM FOR MEDIUM-HARD METAL ALLOYS, CHROME-COBALT, PEEK AND COMPOSITE



601	602	603	624	638	639	640	648	649	650	652R	661	662	663	665
Pink	Pink	Pink	Pink	Pink	Pink	Pink	Pink	Pink	Pink	Pink	Pink	Pink	Pink	Pink
P. 234	P. 234	P. 235	P. 235	P. 235	P. 235	P. 235	P. 235	P. 235	P. 235	P. 236	P. 236	P. 236	P. 236	P. 236

HIGH-GRADE CORUNDUM FOR MEDIUM-HARD METAL ALLOYS, CHROME-COBALT, PEEK AND COMPOSITE



666	667	671	731	732	733	734	735	735S	736	798
Pink	Pink	Pink	Pink	Pink	Pink	Pink	Pink	Pink	Pink	Pink
P. 236	P. 236	P. 236	P. 237	P. 237	P. 237	P. 237	P. 237	P. 237	P. 237	P. 237

HIGH-GRADE CORUNDUM FOR PRECIOUS METAL ALLOYS

652R	731	732	733	734	735	736	743S	751	H7
Brown	Brown	Brown	Brown	Brown	Brown	Brown	Brown	Brown	Brown
P. 238		P. 238	P. 238	P. 239	P. 239	P. 239	P. 239	P. 239	P. 239

THE BLUE FOR PREPARING SOFT RELINES



B493	B744S	B9912	B751
Blue	Blue	Blue	Blue
P. 240	P. 240	P. 240	P. 240

HIGH-GRADE CORUNDUM FINISHING ALLOYS

731	732	733	735	743S
Light Brown	Light Brown	Light Brown	Light Brown	Light Brown
P. 241	P. 241	P. 241	P. 241	P. 241

HIGH-GRADE CORUNDUM FOR HARD-METAL /NON PRECIOUS ALLOYS



453	731	732	733	735S
White	White	White	White	White
P. 243	P. 243	P. 243	P. 243	P. 243

ARKANSAS - POLISHING FILLING MATERIALS

601	638	645	649	661
Arkansas	Arkansas	Arkansas	Arkansas	Arkansas
P. 242	P. 242	P. 242	P. 242	P. 242

SILICON CARBIDE FOR PREPARING HARD PORCELAIN



K+M601	K+M649R	K+M652	K+M652R	K+M662	K+M666	K+M671	K+M716	K+M722	K+M727	K+M731	K+M735	K+M728
Green	Green	Green	Green	Green	Green	Green	Green	Green	Green	Green	Green	Green
P. 244	P. 244	P. 244	P. 244	P. 245	P. 245	P. 245	P. 245	P. 245	P. 245	P. 245	P.245	P. 246

HIGH-GRADE CORUNDUM FOR SEMI /NON PRECIOUS ALLOYS



K+M601	K+M649R	K+M652	K+M652R	K+M671	K+M731	K+M732
Blue	Blue	Blue	Blue	Blue	Blue	Blue
P. 246	P. 246	P. 247	P. 247	P. 247	P. 247	P. 247

HIGH-GRADE CORUNDUM FOR PRECIOUS ALLOYS

K+M652R	K+M671	K+M731	K+M733
Brown	Brown	Brown	Brown
P. 248	P. 248	P. 248	P. 248

HIGH-GRADE CORUNDUM FOR NON PRECIOUS ALLOYS & CHROME-COBALT

K+M652	K+M652R	K+M671	K+M732
Orange	Orange	Orange	Orange
P. 249	P. 249	P. 249	P. 249

TRIMMING STONES

529	AD120	K772SB
		Green
P. 250	P. 250	P. 250

ANWENDUNGEN
APPLICATIONS

	VON JOTA EMPFOHLEN RECOMMENDED BY JOTA RECOMMANDÉ PAR JOTA RECOMENDADO POR JOTA	✓	GUT GEEIGNET WELL SUITED BIEN ADAPTÉ BIEN ADAPTADO	✓	GEEIGNET SUITABLE ADAPTÉ ADECUADO

				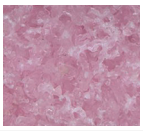	
	Zirconflex	Diamond stone	Grün Green Vert Verde	Rosa Pink Rose Rosa	Braun Brown Marron Marrón
ABKÜRZUNG SCHLEIFKÖRPER ABBREVIATION ABRASIVES ABREVIATURA ABRASIVOS	**SZ**	**SD**	**GRN**	**PNK**	**DBR**
SEITE | PAGE | PÁGINA	**226-227**	**228-229**	**230-234**	**234-237**	**238-239**
KOMPOSIT COMPOSITE COMPOSITE		✓	✓	✓	
HYBRIDKERAMIK HYBRID CERAMICS CERÁMICA HÍBRIDA		★	✓	✓	
HYBRID ENAMIC HYBRID ENAMIC HÍBRIDO ENAMIC					
KUNSTSTOFF ACRYLICS ACRÍLICO			✓		
WEICHE UNTERFUTERUNGSMATERIALEN SOFT RELINE REVESTIMIENTOS BLADOS					
PEEK/PEKK/PAEK PEEK/PEKK/PAEK PEEK/PEKK/PAEK	✓			★	
ZIRKONVERSTÄRKTES LITHIUMDISILIKAT ZIRCONIUM REINFORCED LITHIUM DISILICATE DISILICATO DE LITIO REFORZADO CON CIRCONIO	✓	✓	✓		
LEUZITVERSTÄRKTE KERAMIKEN LEUCITE REINFORCED CERAMICS CERÁMICA REFORZADA CON LEUCITA		★	✓		
LITHIUMDISILIKAT LITHIUM DISILICATE DISILICATO DE LITIO		★	✓		
ZIRKONOXID ZIRCONIUM OXIDE ÓXIDO DE ZIRCONIO	★	✓			
FELDSPATKERAMIK FELDSPAR CERAMICS CERÁMICA DE FELDESPATO	✓	★	✓	✓	
NEM-LEGIERUNGEN NON PRECIOUS ALLOY ALEACIONES NO PRECIOSAS				✓	
MODELGUSSLEGIERUNGEN MODEL CASTING ALLOYS DESBASTE DE ESQUEL				✓	✓
EDELMETALL-LEGIERUNGEN PRECIOUS ALLOY ALEACIONES PRECIOSOS		✓	✓	✓	✓

						
Der Blaue The Blue Le Bleu El Azul	Hellbraun Light Brown Marron Clair Marrón Claro	Weiss White Blanc Blanco	K+M Grün K+M Green K+M Vert K+M Verde	K+M Blau K+M Blue K+M Bleu K+M Azul	K+M Orange K+M Orange K+M Orange K+M Naranja	K+M Braun K+M Brown K+M Marron K+M Marrón
BLU	**LBR**	**ARK & WHI**	**K+M.GRN**	**K+M.BLU**	**K+M.ORA**	**K+M.DBR**
240	**241**	**242-243**	**244-246**	**246-247**	**249**	**248**
		✓	✓			✓
		✓				
✓				✓		
		✓	✓		✓	
			✓			
			✓			
			✓			
		✓	✓		✓	✓
		✓	✓		✓	✓
	✓	✓	✓	✓		

ZIRCONFLEX
ZIRCONFLEX

DE	› Speziell entwickelt zur gefahrlosen Trockenbearbeitung von Zirkonoxid
EN	› Specially developed for safe dry preparation of zirconia
FR	› Spécialement développés pour l'usinage à sec et en toute sécurité de la zircone
ES	› Especialmente desarrollada para el procesamiento seguro del óxido de zirconio en seco
APPLICATION & HYGIENE	
ROTATION SPEED	› **15'000 - 20'000 rpm** › **max. 30'000 rpm**

SZ601
kugelförmig (rund)
spherical (round)

Handstück | Straight Handpiece

FIGURE	SHANK	REF	Ø	
SZ601	HP	655 104 001 526	030	035
			2	2

SZ602
kugelförmig (rund)
spherical (round)

Handstück | Straight Handpiece

FIGURE	SHANK	REF	Ø
SZ602	HP	655 104 001 526	040
			2

SZ623
Rad
wheel

Handstück | Straight Handpiece

FIGURE	SHANK	REF	Ø
SZ623	HP	655 104 043 526	060
		L mm	3,0
			2

SZ638
zylindrisch, Seite und Stirn schneidend
cylindrical, side and end cutting

Handstück | Straight Handpiece

FIGURE	SHANK	REF	Ø
SZ638	HP	655 104 110 526	025
		L mm	6,5
			2

SZ652R
konisch, Stirn rund
conical, end domed

Handstück | Straight Handpiece

FIGURE	SHANK	REF	Ø
SZ652R	HP	655 104 199 526	035
		L mm	10,5
			2

SZ660
Granate
bullet

Handstück | Straight Handpiece

FIGURE	SHANK	REF	Ø
SZ660	HP	655 104 274 526	040
		L mm	12,0
			2

SZ667

Knospe, schlank
bud, slender

Handstück I Straight Handpiece

FIGURE	SHANK	REF	Ø
SZ667	HP	655 104 257 526	035
		L mm	7,5
			2

SZ715

Linse
lens

Handstück I Straight Handpiece

FIGURE	SHANK	REF	Ø
SZ715	HP	655 104 371 526	160
		L mm	0,9
			1
			8'000 - 10'000 rpm

SZ732

zylindrisch, Seite und Stirn schneidend
cylindrical, side and end cutting

Handstück I Straight Handpiece

FIGURE	SHANK	REF	Ø
SZ732	HP	655 104 107 526	050
		L mm	12,5
			2

SZ736

umgekehrter kegel
inverted conical

Handstück I Straight Handpiece

FIGURE	SHANK	REF	Ø
SZ736	HP	655 104 012 526	065
		L mm	7,0
			2

SZ722

Linse
lens

Handstück I Straight Handpiece

FIGURE	SHANK	REF	Ø
SZ722	HP	655 104 304 526	180
		L mm	2,5
			1
			5'000 - 6'000 rpm

1322- JOTA ZIRCONFLEX KIT
auf Seite I on page I à la page I en la página 290

1358- JOTA ZirconProfi KIT
auf Seite I on page I à la page I en la página 290

DIAMOND STONE
DIAMOND STONE

DE	› Optimaler Abtrag auf Keramik und Metall.
EN	› Optimal material removal of porcelain and metal.
FR	› Enlèvement optimal du matériau sur la céramique et le métal.
ES	› Remoción óptima de la cerámica y el metal.
APPLICATION & HYGIENE	
ROTATION SPEED	› **15'000 - 20'000 rpm** › **max. 30'000 rpm**

SD602

kugelförmig (rund)
spherical (round)

Handstück | Straight Handpiece

FIGURE	SHANK	REF	Ø
SD602F	HP	805 104 001 514	040
			2

SD638

zylindrisch, Seite und Stirn schneidend
cylindrical, side and end cutting

Handstück | Straight Handpiece

FIGURE	SHANK	REF	Ø
SD638F	HP	805 104 110 514	025
		L mm	6,0
			2

SD652R

konisch, Stirn rund
conical, end domed



Handstück | Straight Handpiece

FIGURE	SHANK	REF	Ø
SD652RG	HP	805 104 199 534	035
SD652RF	HP	805 104 199 514	035
		L mm	10,5
			2

SD653

konisch (kegelstumpfförmig)
conical (truncated conical)



Handstück | Straight Handpiece

FIGURE	SHANK	REF	Ø
SD653F	HP	805 104 174 514	040
		L mm	10,5
			2

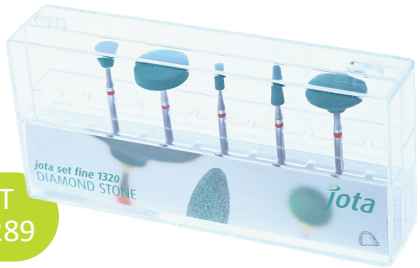

1320- JOTA DIAMOND STONE KIT
auf Seite I on page I à la page I en la página 289

SD660

Grante
bullet



Handstück | Straight Handpiece

FIGURE	SHANK	REF	Ø
SD660G	HP	805 104 274 534	040
SD660F	HP	805 104 274 514	040
		L mm	12,0
			2

SD667

Knospe, schlank
bud, slender

Handstück | Straight Handpiece

FIGURE	SHANK	REF	Ø
SD667F	HP	805 104 257 514	035
		L mm	7,5
			2

SD716

Scheibe
disc



Handstück | Straight Handpiece

FIGURE	SHANK	REF	Ø
SD716F	HP	805 104 042 514	150
		L mm	3,5
			1
			8'000 - 10'000 rpm

SD732

zylindrisch, Seite und Stirn schneidend
cylindrical, side and end cutting



Handstück | Straight Handpiece

FIGURE	SHANK	REF	Ø
SD732G	HP	805 104 107 534	050
SD732F	HP	805 104 107 514	050
		L mm	12,5
			2

SD735S

umgekehrter Kegel
inverted conical

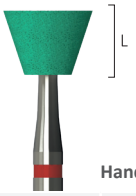

Handstück | Straight Handpiece

FIGURE	SHANK	REF	Ø
SD735SF	HP	805 104 012 514	070
		L mm	5,0
			2

SD722

Linse
lens

Handstück | Straight Handpiece

FIGURE	SHANK	REF	Ø
SD722F	HP	805 104 304 514	160
		L mm	2,5
			1
			8'000 - 10'000 rpm

SD773

Scheibe
disc



Handstück | Straight Handpiece

FIGURE	SHANK	REF	Ø
SD773F	HP	805 104 373 514	220
		L mm	4,5
			1
			5'000 - 6'000 rpm

GRÜN - SILIZIUMKARBID
GREEN - SILICON CARBIDE

DE	› Siliziumkarbid für die Bearbeitung von Keramik und Kunststoffen.
EN	› Silicon carbide for preparing porcelain and acrylics.
FR	› Carbure de silicum pour l'usinage de la céramique et de la résine.
ES	› Carburo de silicio para la preparación de cerámica y resinas.
APPLICATION & HYGIENE	
ROTATION SPEED	› **15'000 - 20'000 rpm** › **max. 30'000 rpm**

601.GRN

kugelförmig (rund)
spherical (round)

Handstück | Straight Handpiece

FIGURE	SHANK	REF	Ø
601	HP	655 104 001 523	030
			5

602.GRN

kugelförmig (rund)
spherical (round)

Handstück | Straight Handpiece

FIGURE	SHANK	REF	Ø
602	HP	655 104 001 523	040
			5

603.GRN

kugelförmig (rund)
spherical (round)

Handstück | Straight Handpiece

FIGURE	SHANK	REF	Ø
603	HP	655 104 001 523	050
			5

613.GRN

umgekehrter Kegel
inverted conical

Handstück | Straight Handpiece

FIGURE	SHANK	REF	Ø
613	HP	655 104 014 523	070
		L mm	3,0
			5

622.GRN

Rad
wheel

Handstück | Straight Handpiece

FIGURE	SHANK	REF	Ø
622	HP	655 104 042 523	065
		L mm	2,0
			5

624.GRN

zylindrisch, Seite und Stirn schneidend
cylindrical, side and end cutting



Handstück | Straight Handpiece

FIGURE	SHANK	REF	Ø
624	HP	655 104 109 523	060
		L mm	5,0
			5

633.GRN

Linse, hinten konkav
lens, proximal concave

Handstück | Straight Handpiece

FIGURE	SHANK	REF	Ø
633	HP	655 104 316 523	090
		L mm	4,0
			5
		↺	12'000 - 15'000 rpm

638.GRN

zylindrisch, Seite und Stirn schneidend
cylindrical, side and end cutting



Handstück | Straight Handpiece

FIGURE	SHANK	REF	Ø
638	HP	655 104 110 523	025
		L mm	6,0
			5

642.GRN

zylindrisch, Seite und Stirn schneidend
cylindrical, side and end cutting



Handstück | Straight Handpiece

FIGURE	SHANK	REF	Ø
642	HP	655 104 107 523	050
		L mm	12,5
			5

649.GRN

Konisch (kegelstumpfförmig)
Conical (truncated conical)

Handstück | Straight Handpiece

FIGURE	SHANK	REF	Ø
649	HP	655 104 171 523	025
		L mm	6,0
			5

652.GRN

konisch (kegelstumpfförmig)
conical (truncated conical)

Handstück | Straight Handpiece

FIGURE	SHANK	REF	Ø
652	HP	655 104 173 523	035
		L mm	10,5
			5

652R.GRN

konisch, Stirn rund
conical, end domed



Handstück | Straight Handpiece

FIGURE	SHANK	REF	Ø
652R	HP	655 104 199 523	035
		L mm	10,5
			5

653.GRN

konisch (kegelstumpfförmig)
conical (truncated conical)



Handstück | Straight Handpiece

FIGURE	SHANK	REF	Ø
653	HP	655 104 174 523	040
		L mm	12,0
			5

661.GRN

Torpedo, zylindrisch
torpedo, cylindrical

Handstück | Straight Handpiece

FIGURE	SHANK	REF	Ø
661	HP	655 104 288 523	025
		L mm	7,0
			5

662.GRN

Torpedo, zylindrisch
torpedo, cylindrical

Handstück | Straight Handpiece

FIGURE	SHANK	REF	Ø
662	HP	655 104 288 523	035
		L mm	7,5
			5

663.GRN

Flamme, normal
flame, standard

Handstück | Straight Handpiece

FIGURE	SHANK	REF	Ø
663	HP	655 104 243 523	060
		L mm	10,5
			5

665.GRN

Granate
bullet



Handstück | Straight Handpiece

FIGURE	SHANK	REF	Ø
665	HP	655 104 273 523	060
		L mm	12,0
			5

666.GRN

Knospe, schlank
bud, slender

Handstück | Straight Handpiece

FIGURE	SHANK	REF	Ø
666	HP	655 104 257 523	025
		L mm	6,5
			5

667.GRN

Knospe, schlank
bud, slender

Handstück | Straight Handpiece

FIGURE	SHANK	REF	Ø
667	HP	655 104 257 523	035
		L mm	7,0
			5

671.GRN

Knospe, rund, lang
bud, rounded, long

Handstück | Straight Handpiece

FIGURE	SHANK	REF	Ø
671	HP	655 104 266 523	060
		L mm	10,0
			5

690.GRN

Torpedo, zylindrisch
torpedo, cylindrical

Handstück | Straight Handpiece

FIGURE	SHANK	REF	Ø
690	HP	655 104 292 523	050
		L mm	17,0
			5

702.GRN

Rad
wheel



Handstück | Straight Handpiece

FIGURE	SHANK	REF	Ø
702	HP	655 104 041 523	095
		L mm	1,5
			5
		↺	12’000 - 15’000 rpm

703.GRN

Rad
wheel



Handstück | Straight Handpiece

FIGURE	SHANK	REF	Ø
703	HP	655 104 041 523	130
		L mm	2,0
			5

712.GRN

Rad
wheel

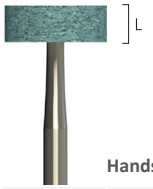

Handstück | Straight Handpiece

FIGURE	SHANK	REF	Ø
712	HP	655 104 042 523	095
		L mm	3,0
			5

716.GRN

Scheibe
disc

Handstück | Straight Handpiece

FIGURE	SHANK	REF	Ø
716	HP	655 104 372 523	160
		L mm	3,0
			5
			8'000 - 10'000 rpm

728.GRN

umgekehrter Kegel, konkav, Konkave Stirn
inverted conical, concave, concave end

Handstück | Straight Handpiece

FIGURE	SHANK	REF	Ø
728	HP	655 104 023 523	165
		L mm	6,5
			5
			8'000 - 10'000 rpm

731.GRN

zylindrisch, Seite und Stirn schneidend
cylindrical, side and end cutting



Handstück | Straight Handpiece

FIGURE	SHANK	REF	Ø
731	HP	655 104 107 523	065
		L mm	13,0
			5

744.GRN

Granate
bullet



Handstück | Straight Handpiece

FIGURE	SHANK	REF	Ø
744	HP	655 104 273 523	110
		L mm	17,0
			5
			12'000 - 15'000 rpm

642G.GRN

zylindrisch
cylindrical

Handstück | Straight Handpiece

FIGURE	SHANK	REF	Ø
642G	HP	655 104 107 533	050
		L mm	12,5
			5

744G.GRN

Granate
bullet



Handstück | Straight Handpiece

FIGURE	SHANK	REF	Ø
744G	HP	655 104 273 533	110
		L mm	17,0
			5
			12'000 - 15'000 rpm

798.GRN

Scheibe
disc



FIGURE	SHANK	REF	Ø
798	UM	655 920 375 523	760
		L mm	6,3
			1
			2'500 rpm

ROSA - EDELKORUND
PINK - HIGH-GRADE CORUNDUM

DE	› Edelkorund zur Bearbeitung von mittelharten Metall-Legierungen und Chrom-Kobalt, sowie PEEK und Komposit.
EN	› High-Grade corundum for preparing medium-hard metal alloys and chrome-cobalt, as well as PEEK and composite.
FR	› Corindon pur pour l'usinage d'alliages métalliques de dureté moyenne et du chrome-cobalt, ainsi que le PEEK et le composite.
ES	› Corindón para la preparación de aleaciones de metal de dureza media y cromo-cobalto, así como PEEK y composite.
APPLICATION & HYGIENE	
ROTATION SPEED	› **15'000 - 20'000 rpm** › **max. 30'000 rpm**

601.PNK

kugelförmig (rund)
spherical (round)

Handstück | Straight Handpiece

FIGURE	SHANK	REF	Ø
601	HP	625 104 001 523	030
			5

602.PNK

kugelförmig (rund)
spherical (round)

Handstück | Straight Handpiece

FIGURE	SHANK	REF	Ø
602	HP	625 104 001 523	040
			5

603.PNK

kugelförmig (rund)
spherical (round)

Handstück | Straight Handpiece

FIGURE	SHANK	REF	Ø
603	HP	625 104 001 523	050
			5

624.PNK

zylindrisch, Seite und Stirn schneidend
cylindrical, side and end cutting

Handstück | Straight Handpiece

FIGURE	SHANK	REF	Ø
624	HP	625 104 109 523	060
		L mm	5,0
			5

638.PNK

zylindrisch, Seite und Stirn schneidend
cylindrical, side and end cutting

Handstück | Straight Handpiece

FIGURE	SHANK	REF	Ø
638	HP	625 104 110 523	025
		L mm	6,0
			5

639.PNK

zylindrisch, Seite und Stirn schneidend
cylindrical, side and end cutting

Handstück | Straight Handpiece

FIGURE	SHANK	REF	Ø
639	HP	625 104 110 523	035
		L mm	6,0
			5

640.PNK

zylindrisch, Seite und Stirn schneidend
cylindrical, side and end cutting



Handstück | Straight Handpiece

FIGURE	SHANK	REF	Ø
640	HP	625 104 110 523	050
		L mm	6,0
			5

648.PNK

konisch (kegelstumpfförmig)
conical (truncated conical)

Handstück | Straight Handpiece

FIGURE	SHANK	REF	Ø
648	HP	625 104 171 523	020
		L mm	6,0
			5

649.PNK

konisch (kegelstumpfförmig)
conical (truncated conical)

Handstück | Straight Handpiece

FIGURE	SHANK	REF	Ø
649	HP	625 104 171 523	025
		L mm	6,0
			5

650.PNK

konisch (kegelstumpfförmig)
conical (truncated conical)

Handstück | Straight Handpiece

FIGURE	SHANK	REF	Ø
650	HP	625 104 171 523	028
		L mm	6,0
			5

652R.PNK

konisch, stirn rund
conical, end domed



Handstück | Straight Handpiece

FIGURE	SHANK	REF	Ø
652R	HP	625 104 199 523	035
		L mm	10,5
			5

661.PNK

Torpedo, zylindrisch
torpedo, cylindrical

Handstück | Straight Handpiece

FIGURE	SHANK	REF	Ø
661	HP	625 104 288 523	025
		L mm	7,0
			5

662.PNK

Torpedo, zylindrisch
torpedo, cylindrical

Handstück | Straight Handpiece

FIGURE	SHANK	REF	Ø
662	HP	625 104 288 523	035
		L mm	7,5
			5

663.PNK

Flamme, normal
flame, standard

Handstück | Straight Handpiece

FIGURE	SHANK	REF	Ø
663	HP	625 104 243 523	060
		L mm	10,5
			5

665.PNK

Granate
bullet

Handstück | Straight Handpiece

FIGURE	SHANK	REF	Ø
665	HP	625 104 273 523	060
		L mm	12,0
			5

666.PNK

Knospe, schlank
bud, slender

Handstück | Straight Handpiece

FIGURE	SHANK	REF	Ø
666	HP	625 104 257 523	025
		L mm	6,5
			5

667.PNK

Knospe, schlank
bud, slender

Handstück | Straight Handpiece

FIGURE	SHANK	REF	Ø
667	HP	625 104 257 523	035
		L mm	7,0
			5

671.PNK

Knospe, rund, lang
bud, rounded, long

Handstück | Straight Handpiece

FIGURE	SHANK	REF	Ø
671	HP	625 104 266 523	060
		L mm	10,0
			5

731.PNK

zylindrisch, Seite und Stirn schneidend
cylindrical, side and end cutting

Handstück | Straight Handpiece

FIGURE	SHANK	REF	Ø
731	HP	625 104 107 523	065
		L mm	13,0
			5

732.PNK

zylindrisch, Seite und Stirn schneidend
cylindrical, side and end cutting



Handstück | Straight Handpiece

FIGURE	SHANK	REF	Ø
732	HP	625 104 107 523	050
		L mm	12,5
			5

733.PNK

konisch (kegelstumpfförmig)
conical (truncated conical)

Handstück | Straight Handpiece

FIGURE	SHANK	REF	Ø
733	HP	625 104 173 523	035
		L mm	10,5
			5

734.PNK

Messerschneide, hinten konkav
knife edge, concave at the back

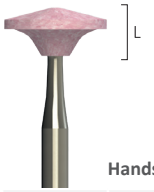

Handstück | Straight Handpiece

FIGURE	SHANK	REF	Ø
734	HP	625 104 316 523	085
		L mm	4,0
			5

735.PNK

umgekehrter Kegel, konkav, Stirn und Seite schneidend
inverted conical, side and end cutting

Handstück | Straight Handpiece

FIGURE	SHANK	REF	Ø
735	HP	625 104 027 523	070
		L mm	5,0
			5

735S.PNK

umgekehrter Kegel
inverted conical

Handstück | Straight Handpiece

FIGURE	SHANK	REF	Ø
735S	HP	625 104 012 523	070
		L mm	5,0
			5

736.PNK

umgekehrter Kegel
inverted conical

Handstück | Straight Handpiece

FIGURE	SHANK	REF	Ø
736	HP	625 104 012 523	065
		L mm	6,5
			5

798.PNK

Scheibe
disc



FIGURE	SHANK	REF	Ø
798	U M	625 920 375 523	760
		L mm	6,3
			1
			2’500 rpm

BRAUN - EDELKORUND
BROWN - HIGH-GRADE CORUNDUM

DE	› Edelkorund zur Bearbeitung von Edelmetalllegierungen.
EN	› High-Grade corundum for preparing precious metal alloys.
FR	› Corindon pur pour l'usinage d'alliages de métaux précieux.
ES	› Corindón para la preparación de aleaciones de metales preciosos.
APPLICATION & HYGIENE	
ROTATION SPEED	› **15'000 - 20'000 rpm** › **max. 30'000 rpm**

652R.DBR

konisch, rund
conical domed



Handstück | Straight Handpiece

FIGURE	SHANK	REF	Ø
652R	HP	635 104 199 522	035
		L mm	10,5
			5

731.DBR

zylindrisch, Seite und Stirn schneidend
cylindrical, side and end cutting

Handstück | Straight Handpiece

FIGURE	SHANK	REF	Ø
731	HP	635 104 107 522	065
		L mm	13,0
			5

732.DBR

zylindrisch, Seite und Stirn schneidend
cylindrical, side and end cutting

Handstück | Straight Handpiece

FIGURE	SHANK	REF	Ø
732	HP	635 104 107 522	050
		L mm	12,5
			5

733.DBR

konisch (kegelstumpfförmig)
conical (truncated conical)



Handstück | Straight Handpiece

FIGURE	SHANK	REF	Ø
733	HP	635 104 173 522	035
		L mm	10,5
			5

734.DBR

Messerschneide, hinten konkav
knife edge, concave at the back

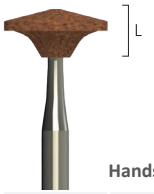

Handstück | Straight Handpiece

FIGURE	SHANK	REF	Ø
734	HP	635 104 316 522	085
		L mm	4,0
			5

735.DBR

umgekehrter Kegel, konkav, Stirn und Seite schneidend
inverted conical, side and end cutting

Handstück | Straight Handpiece

FIGURE	SHANK	REF	Ø
735	HP	635 104 027 522	070
		L mm	5,0
			5

736.DBR

umgekehrter kegel
inverted conical

Handstück | Straight Handpiece

FIGURE	SHANK	REF	Ø
736	HP	635 104 012 522	065
		L mm	6,5
			5

743S.DBR

Granate
bullet



Handstück | Straight Handpiece

FIGURE	SHANK	REF	Ø
743S	HP	635 104 274 522	130
		L mm	22,0
			5
		↺	8'000 - 10'000 rpm

751.DBR

Granate
bullet

Handstück | Straight Handpiece

FIGURE	SHANK	REF	Ø
751	HP	635 104 273 522	100
		L mm	20,0
			5
		↺	12'000 - 15'000 rpm

H7.DBR

Granate
bullet



Handstück | Straight Handpiece

FIGURE	SHANK	REF	Ø
H7	HP	635 104 274 522	050
		L mm	9,5
			5

DER BLAUE VON JOTA
THE BLUE FROM JOTA

DE	› Sehr gut geeignet zur Ausarbeitung von weichbleibenden Unterfütterungen.
EN	› Ideal for preparing soft relines.
FR	› Très bien adapté pour l'usinage des résines molles pour rebasage.
ES	› Muy apropiado para el trabajo en revestimientos blandos.
APPLICATION & HYGIENE	

B493.BLU

Torpedo zylindrisch
torpedo cylindrical

Handstück | Straight Handpiece

FIGURE	SHANK	REF	Ø
B493	HP	635 104 292 533	080
		L mm	20,0
			1
			10'000 - 15'000 rpm

B744S.BLU

NEW PRODUCT

Granate
bullet

Handstück | Straight Handpiece

FIGURE	SHANK	REF	Ø
B744S	HP	635 104 273 534	135
		L mm	24,0
			1
			8'000 - 10'000 rpm

B9912.BLU

Birne
pear

Handstück | Straight Handpiece

FIGURE	SHANK	REF	Ø
B9912	HP	635 104 237 523	140
		L mm	20,0
			1
			8'000 - 10'000 rpm

B751

Granate
bullet

Handstück | Straight Handpiece

FIGURE	SHANK	REF	Ø
B751	HP	635 104 273 534	100
		L mm	22,0
			1
			20'000 rpm

HELLBRAUN - EDELKORUND
LIGHT BROWN - HIGH-GRADE CORUNDUM

DE	› Edelkorund zur Feinbearbeitung von Edelmetalllegierungen.
EN	› High-Grade corundum for finishing precious metal alloys.
FR	› Corindon pur pour le travail fin d'alliages de métaux précieux.
ES	› Corindón para el acabado de aleaciones de metales preciosos.
APPLICATION & HYGIENE	
ROTATION SPEED	› **15'000 - 20'000 rpm** › **max. 30'000 rpm**

731.LBR

zylindrisch, Seite und Stirn schneidend
cylindrical, side and end cutting

Handstück | Straight Handpiece

FIGURE	SHANK	REF	Ø
731	HP	635 104 107 521	065
		L mm	13,0
			5

732.LBR

zylindrisch, Seite und Stirn schneidend
cylindrical, side and end cutting

Handstück | Straight Handpiece

FIGURE	SHANK	REF	Ø
732	HP	635 104 107 521	050
		L mm	12,5
			5

733.LBR

konisch (kegelstumpfförmig)
conical (truncated conical)

Handstück | Straight Handpiece

FIGURE	SHANK	REF	Ø
733	HP	635 104 173 521	035
		L mm	10,5
			5

735.LBR

umgekehrter kegel
inverter conical

Handstück | Straight Handpiece

FIGURE	SHANK	REF	Ø
735	HP	635 104 027 521	070
		L mm	5,0
			5

743S.LBR

Granate
bullet

Handstück | Straight Handpiece

FIGURE	SHANK	REF	Ø
743S	HP	635 104 274 521	130
		L mm	22,0
			5
		↺	8'000 - 10'000 rpm

ARKANSAS
ARKANSAS

DE	› Feinstbearbeitung / Polieren von Füllungsmaterialien, insbesondere Kunststofffüllungen (Komposit).
EN	› Finest grinding / polishing of filling materials and all composite-filling-materials.
FR	› Micropolissage / polissage d'obturations, en particulier les d'obturatins en résines (composite).
ES	› Superacabado / pulido de obturaciones, en especial las de resina (resinas).
APPLICATION & HYGIENE	
ROTATION SPEED	› **15'000 - 20'000 rpm** › **max. 30'000 rpm**

601.ARK

kugelförmig (rund)
spherical (round)

Handstück | Straight Handpiece

FIGURE	SHANK	REF	Ø
601	HP	635 104 001 505	030
			5

638.ARK

zylindrisch, Seite und Stirn schneidend
cylindrical, side and end cutting

Handstück | Straight Handpiece

FIGURE	SHANK	REF	Ø
638	HP	635 104 110 505	025
		L mm	6,0
			5

645.ARK

konisch spitz
conical pointed

Handstück | Straight Handpiece

FIGURE	SHANK	REF	Ø
645	HP	635 104 161 505	028
		L mm	7,0
			5

649.ARK

konisch (kugelstumpfförmig)
conical (truncated conical)

Handstück | Straight Handpiece

FIGURE	SHANK	REF	Ø
649	HP	635 104 171 505	025
		L mm	6,0
			5

661.ARK

Torpedo, zylindrisch
torpedo, cylindrical

Handstück | Straight Handpiece

FIGURE	SHANK	REF	Ø
661	HP	635 104 288 505	025
		L mm	7,0
			5

WEISS - EDELKORUND
WHITE - HIGH-GRADE CORUNDUM

DE	› Edelkorund zur Bearbeitung von harten Metalllegierungen und Nichtedelmetalllegierungen.
EN	› High-Grade corundum for preparing hard metal alloys and non-precious metal alloys.
FR	› Corindon pur pour l'usinage d'alliages métalliques durs et d'alliages non-précieux.
ES	› Corindón para la preparación de aleaciones de metal duro y de aleaciones de metales no preciosos.
APPLICATION & HYGIENE	
ROTATION SPEED	› **15'000 - 20'000 rpm** › **max. 30'000 rpm**

453.WHI

Rad
wheel

Handstück | Straight Handpiece

FIGURE	SHANK	REF	Ø
453	HP	635 104 043 524	100
		L mm	10,0
			5

731.WHI

zylindrisch, Seite und Stirn schneidend
cylindrical, side and end cutting



Handstück | Straight Handpiece

FIGURE	SHANK	REF	Ø
731	HP	635 104 107 524	065
		L mm	13,0
			5

732.WHI

zylindrisch, Seite und Stirn schneidend
cylindrical, side and end cutting

Handstück | Straight Handpiece

FIGURE	SHANK	REF	Ø
732	HP	635 104 107 524	050
		L mm	12,5
			5

733.WHI

konisch (kugelstumpfförmig)
conical (truncated conical)

Handstück | Straight Handpiece

FIGURE	SHANK	REF	Ø
733	HP	635 104 173 524	035
		L mm	10,5
			5

735S.WHI

umgekehrter kegel
inverted conical

Handstück | Straight Handpiece

FIGURE	SHANK	REF	Ø
735S	HP	635 104 012 524	070
		L mm	5,0
			5

K+M GRÜN
K+M GREEN

DE	› Siliziumkarbid speziell für die Bearbeitung von harten Keramiken.
EN	› Silicon carbide specially designed for preparing hard porcelain.
FR	› Carbure de silicum spécialement pour l'usinage de la céramique de dure.
ES	› Carburo de silicio especial para la preparación de cerámica dura.
APPLICATION & HYGIENE	
ROTATION SPEED	› **15'000 - 20'000 rpm** › **max. 30'000 rpm**

NEW PRODUCT

K+M601.GRN

kugelförmig (rund)
spherical (round)

Handstück | Straight Handpiece

FIGURE	SHANK	REF	Ø
K+M601	HP	655 104 001 512	030
		L mm	3,0
			5

K+M649R.GRN

konisch (kugelstumpfförmig)
conical (truncated conical)

Handstück | Straight Handpiece

FIGURE	SHANK	REF	Ø
K+M649R	HP	655 104 197 512	025
		L mm	6,0
			5

K+M652.GRN

konisch (kugelstumpfförmig)
conical (truncated conical)



Handstück | Straight Handpiece

FIGURE	SHANK	REF	Ø
K+M652	HP	655 104 173 512	035
		L mm	10,5
			5

K+M652R.GRN

konisch, Stirn rund
conical, end domed



Handstück | Straight Handpiece

FIGURE	SHANK	REF	Ø
K+M652R	HP	655 104 199 512	035
		L mm	10,5
			5

K+M662.GRN

NEW PRODUCT

Torpedo, zylindrisch
torpedo, cylindrical

Handstück | Straight Handpiece

FIGURE	SHANK	REF	Ø
K+M662	HP	655 104 288 512	035
		L mm	7,5
			5

K+M666.GRN

NEW PRODUCT

Knospe, schlank
bud, slender

Handstück | Straight Handpiece

FIGURE	SHANK	REF	Ø
K+M666	HP	655 104 257 512	025
		L mm	6,5
			5

K+M671.GRN

Knospe, rund, lang
bud, rounded, long

Handstück | Straight Handpiece

FIGURE	SHANK	REF	Ø
K+M671	HP	655 104 266 512	060
		L mm	10,0
			5

K+M716.GRN

Scheibe
disc

Handstück | Straight Handpiece

FIGURE	SHANK	REF	Ø
K+M716	HP	655 104 372 512	160
		L mm	3,0
			5
		↺	8'000 - 10'000 rpm

K+M722.GRN

Linse
lens

Handstück | Straight Handpiece

FIGURE	SHANK	REF	Ø
K+M722	HP	655 104 304 512	160
		L mm	2,5
			5
		↺	8'000- 10'000 rpm

K+M727.GRN

umgekehrter Kegel, konkav, Konkave Stirn
inverted conical, concave, concave end

Handstück | Straight Handpiece

FIGURE	SHANK	REF	Ø
K+M727	HP	655 104 024 512	125
		L mm	6,0
			5
		↺	8'000- 10'000 rpm

K+M731.GRN

zylindrisch, Seite und Stirn schneidend
cylindrical, side and end cutting



Handstück | Straight Handpiece

FIGURE	SHANK	REF	Ø
K+M731	HP	655 104 107 512	065
		L mm	13,0
			5

K+M735.GRN

umgekehrter Kegel, konkav, Konkave Stirn
inverted conical, concave, concave end

Handstück | Straight Handpiece

FIGURE	SHANK	REF	Ø
K+M735	HP	655 104 027 512	070
		L mm	5,0
			5

K+M728.GRN

umgekehrter Kegel, konkav, Konkave Stirn
inverted conical, concave, concave end

Handstück | Straight Handpiece

FIGURE	SHANK	REF	Ø
K+M728	HP	655 104 023 512	165
		Lmm	6,5
			5
			8'000- 10'000 rpm

K+M BLAU
K+M BLUE

DE	› Edelkorund zur Bearbeitung von edelmetallreduzierten und edelmetallfreien Metalllegierungen.
EN	› High-Grade corundum for preparing semi-precious and non-precious metal alloys.
FR	› Carbure de silice pour l'usinage d'alliages à teneur réduite en métaux précieux et d'alliages non-précieux.
ES	› Corindón para la preparación de aleaciones metalicas con reducción de metales preciosos y sin metales preciosos.
APPLICATION & HYGIENE	
ROTATION SPEED	› **15'000 - 20'000 rpm** › **max. 30'000 rpm**

K+M601.BLU

kugelförmig (rund)
spherical (round)

Handstück | Straight Handpiece

FIGURE	SHANK	REF	Ø
K+M601	HP	635 104 001 523	030
			5

K+M649R.BLU

konisch, Stirn rund
conical, end domed



Handstück | Straight Handpiece

FIGURE	SHANK	REF	Ø
K+M649R	HP	635 104 197 523	025
		L mm	6,0
			5

K+M652.BLU

konisch (kegelstumpfförmig)
conical (truncated conical)

Handstück | Straight Handpiece

FIGURE	SHANK	REF	Ø
K+M652	HP	635 104 173 523	035
		L mm	10,5
			5

K+M652R.BLU

konisch, stirn rund
conical, end domed



Handstück | Straight Handpiece

FIGURE	SHANK	REF	Ø
K+M652R	HP	635 104 199 523	035
		L mm	10,5
			5

K+M671.BLU

Knospe, rund, lang
bud, rounded, long

Handstück | Straight Handpiece

FIGURE	SHANK	REF	Ø
K+M671	HP	635 104 266 523	060
		L mm	10,0
			5

K+M731.BLU

zylindrisch, Seite und Stirn schneidend
cylindrical, side and end cutting

Handstück | Straight Handpiece

FIGURE	SHANK	REF	Ø
K+M731	HP	635 104 107 523	065
		L mm	13,0
			5

K+M732.BLU

zylindrisch, Seite und Stirn schneidend
cylindrical, side and end cutting



Handstück | Straight Handpiece

FIGURE	SHANK	REF	Ø
K+M732	HP	635 104 107 523	050
		L mm	12,5
			5

K+M BRAUN
K+M BROWN

DE	› Edelkorund zur Bearbeitung von Edelmetall-Legierungen.
EN	› High-Grade corundum for preparing precious metal alloys.
FR	› Corindon pur pour l'usinage d'alliages de métaux précieux.
ES	› Corindón para la preparación de aleaciones de metales preciosos.
APPLICATION & HYGIENE	
ROTATION SPEED	› **15'000 - 20'000 rpm** › **max. 30'000 rpm**

K+M652R.DBR

konisch, stirn rund
conical, end domed

Handstück | Straight Handpiece

FIGURE	SHANK	REF	Ø
K+M652R	HP	635 104 199 512	035
		L mm	10,5
			5

K+M671.DBR

Knospe, rund, lang
bud, rounded, long

Handstück | Straight Handpiece

FIGURE	SHANK	REF	Ø
K+M671	HP	635 104 266 512	060
		L mm	10,0
			5

K+M731.DBR

zylindrisch, Seite und Stirn schneidend
cylindrical, side and end cuttin



Handstück | Straight Handpiece

FIGURE	SHANK	REF	Ø
K+M731	HP	635 104 107 512	065
		L mm	13,0
			5

K+M733.DBR

konisch (kugelstumpfförmig)
conical (truncated conical)

Handstück | Straight Handpiece

FIGURE	SHANK	REF	Ø
K+M733	HP	635 104 173 512	035
		L mm	10,5
			5

K+M ORANGE
K+M ORANGE

DE	› Edelkorund zur Bearbeitung von Nichtedelmetalllegierungen und Chrom-Kobalt.
EN	› High-Grade corundum for preparing non-precious metal alloys and chrome-cobalt.
FR	› Corindon pur pour l'usinage d'alliages non-précieux et du chrome-cobalt.
ES	› Corindón para la preparación de aleaciones de metales no preciosos y cromo-cobalto.
APPLICATION & HYGIENE	
ROTATION SPEED	› **15'000 - 20'000 rpm** › **max. 30'000 rpm**

K+M652.ORA

konisch (kugelstumpfförmig)
conical (truncated conical)

Handstück | Straight Handpiece

FIGURE	SHANK	REF	Ø
K+M652	HP	635 104 173 520	035
		L mm	10,5
			5

K+M652R.ORA

konisch, stirn rund
conical, end domed

Handstück | Straight Handpiece

FIGURE	SHANK	REF	Ø
K+M652R	HP	635 104 199 520	035
		L mm	10,5
			5

K+M671.ORA

Knospe, rund, lang
bud, rounded, long

Handstück | Straight Handpiece

FIGURE	SHANK	REF	Ø
K+M671	HP	635 104 266 520	060
		L mm	10,0
			5

K+M732.ORA

zylindrisch
cylindrical

Handstück | Straight Handpiece

FIGURE	SHANK	REF	Ø
K+M732	HP	635 104 107 520	050
		L mm	12,5
			5

ZURICHTSTEINE
TRIMMING STONES

529.GRN

Abziehstein, rechteckiger Querschnitt, mittel
grind stone, parallelpiped, medium



FIGURE	REF	Ø
529	655 000 600 523	750
	L mm	75,0
		1

AD120

Schleifkörper-Former
abrasives former

FIGURE	REF	Ø
AD120	806 000 600 544	120
	L mm	25,0
		1

K772SB.GRN

Scheibe
disc



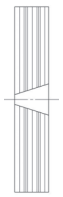

FIGURE	SHANK	REF	Ø
K772SB	UM	653 900 373 523	190
		L mm	3,4
			1

Zurichtstein speziell für Polierstifte,
konisches Loch in der Mitte
ermöglicht einfaches Anspitzen der Polierer.

Finishing stone especially for polishing pins,
conical hole in the middle
enables easy sharpening of the polishers.

Pierre à dresser spécialement conçue pour les pointes à polir,
trou conique au centre
permet de pointer facilement les polissoirs.

Piedra de acabado especial para el pulido de pasadores,
agujero cónico en el centro
permite afilar fácilmente los pulidores.

Polierer

Polishers | Polissoirs | Pulidores



Typen und Formen 254-255
EN Types and shapes
FR Types et formes
ES Tipos y formas

Anwendungsempfehlungen Polierer 256-257
EN Application - Guidelines polishers
FR Conseil d'utilisation polisseurs
ES Guía de aplicación pulidores

Anwendungsempfehlungen Bürsten 258-259
EN Application - Guidelines brushes
FR Application - directives brosses
ES Cepillos de aplicación-guía

Silikonpolierer für Prothesenkunststoff 260-261
EN Silicone polishers for denture acrylic
FR Polisseurs en silicone pour l'acrylique des prothèses dentaires
ES Pulidores de silicona para el acrílico de las dentaduras

Diamantpolierer für Komposite 262
EN Diamond polishers for composite
FR Polisseuses diamantées pour composite
ES Pulidores de diamante para materiales compuestos

Diamantpolierer für Keramik 263-265
EN Diamond polishers for ceramic
FR Polisseurs diamantés pour la céramique
ES Pulidoras de diamante para cerámica

Silikonkeramikpolierer 266
EN Silicone ceramic polishers
FR Polisseurs en silicone pour céramique
ES Pulidores de silicona para cerámica

Zirkonoxid Diamantpolierer ZIR GLOSS 267-268
EN Diamond polishers for Zirconium oxide ZIR GLOSS
FR Polisseurs diamantés pour l'oxyde de zirconium ZIR GLOSS
ES Pulidores de diamante para óxido de circonio ZIR GLOSS

Polierer für ungesinterten Zirkonoxid 269
EN Polishers for pre-sintered zirconia
FR Polisseures pour zircone pré-frittée
ES Pulidores para circonio presinterizado

Lithiumdisilikat Diamantpolierer LS GLOSS 270-271
EN Diamond polishers for Lithium disilicate LS GLOSS
FR Polisseurs de diamants pour disilicate de lithium LS GLOSS
ES Pulidores de diamantes para disilicato de litio LS GLOSS

Universelle Silikonpolierer 272-273
EN Universal silicon polishers
FR Polissoirs universels en silicone
ES Pulidores universales de silicona

Metallpolierer 274-277
EN Metal polisher
FR Polissoirs pour métaux
ES Pulidores para metales

Metallpolierer für Titan 278-279
EN Metal polishers for titanium
FR Polisseuses pour métaux pour le titane
ES Pulidores para metales para titanio

Chrompolierer 279
EN Chrome polishers
FR Pollissoirs pour chrome
ES Pulidores para cromo

Pinpolierer in Kunstkautschukbindung 280-281
EN Pin polishers in synthetic rubber bond
FR Polisseurs d'épingles en liaison en caoutchouc synthétique
ES Pulidoras de pines en enlace de caucho sintético

Träger 281
EN Mandrels
FR Mandrins
ES Mandriles

Bürsten und Schwabbel 282-285
EN Brushes and buffs
FR Brosses et tampons à polir
ES Cepillos y discos de tela

Emulsion 285
EN Emulsion
FR Emulsion
ES Emulsión

TYPEN UND FORMEN
TYPES AND SHAPES

3-Step Silicone polishers for denture acrylic

9571G	9572G	9573G	9574G	9571M	9572M	9573M	9574M	9571F	9572F	9573F	9574F
P. 260	P. 260	P. 260	P. 260	P. 261	P. 261	P. 261	P. 261	P. 261	P. 261	P. 261	P. 261

3-Step Diamond Polishers for ceramic



9803G	9805G.140	9805G.170	9802G	9801G
P. 263	P. 263	P. 263	P. 263	P. 263

Diamond polishers for composites & nano- / hybridceramics



9835	9840.140	9840.170
P. 262	P. 262	P. 262

3-Step Diamond Polishers for ceramic



9803M	9805M.140	9805M.170	9804M	9802M	9801M
P. 264	P. 264	P. 264	P. 264	P. 264	P. 264

3-Step Silicone ceramic polishers



9131M	9132M
P. 266	P. 266

3-Step Diamond Polishers for ceramic



9803F	9805F.140	9805F.170	9804F	9802F	9801F
P. 265	P. 265	P. 265	P. 265	P. 265	P. 265

3-Step Silicone ceramic polishers



9131G	9132G
P. 266	P. 266

2-Step Zirconium Oxide Diamond Polishers ZIR GLOSS

ZIR9866M	ZIR9868M.140	ZIR9868M.170	ZIR9867M.110	ZIR9867M.170	ZIR9865M
P. 267	P. 267	P. 267	P. 267	P. 267	P. 267

3-Step Silicone ceramic polishers



9131F	9132F
P. 266	P. 266

2-Step Zirconium Oxide Diamond Polishers ZIR GLOSS

ZIR9866F	ZIR9868F.140	ZIR9868F.170	ZIR9867F.110	ZIR9867F.170	ZIR9865F
P. 268	P. 268	P. 268	P. 268	P. 268	P. 268

Polishers pre-sintered Zirconia pre-sinterpol



ZIR9972M	ZIR9974M	ZIR9972F	ZIR9974F
P. 269	P. 269	P. 269	P. 269

2-Step Lithium Disilikcate Diamond Polishers LS-GLOSS



LS9876M	LS9878M.140	LS9878M.170	LS9877M.110	LS9877M.170	LS9875M	LS9876F	LS9878F.140	LS9878F.170	LS9877F.110	LS9877F.170	LS9875F
P. 270	P. 270	P. 270	P. 270	P. 270	P. 270	P. 271	P. 271	P. 271	P. 271	P. 271	P. 271

Universal Polishers

9103G	9107G	9108G	9603M	9604M	9105	9131S	9607M
P. 272	P. 272	P. 272	P. 272	P. 273	P. 273	P. 273	P. 273

4-Step Metal Polishers

9301G	9310G	9315G	9301M	9302M	9306M	9310M	9315M
P. 274	P. 274	P. 274	P. 274	P. 275	P. 275	P. 275	P. 275

4-Step Metal Polishers

9301F	9302F	9304F	9306F	9310F	9313F	9314F	9315F	9160.140
P. 275	P. 275	P. 275	P. 275	P. 276	P. 276	P. 276	P. 276	P. 276

4-Step Metal Polishers

9301EF	9302EF	9306EF	9310EF	9315EF
P. 277	P. 277	P. 277	P. 277	P. 277

Metal Polishers for Titanium



9668M	9669M	9668F	9669F
P. 278	P. 278	P. 278	P. 278

Chrome Polishers



9621G	9623G
P. 279	P. 279

Pin Polishers in Synthetik Rubber Bond



9332G	9332M	9332F	9332EF	9332UF
P. 280	P. 280	P. 280	P. 280	P. 281

Emulsion

1550
P. 285

Mandrels / Finishing Stone

301L	303	327RF	K772SB
P. 281	P. 281	P. 281	P. 281

Brushes and Buffs

1121	1123	1125	1147M	1147MS	1147F	1151	1152	1163	1164	1166	1170
P. 282	P. 282	P. 282	P. 283	P. 283	P. 283	P. 283	P. 284	P. 284	P. 284	P. 285	P. 285

ANWENDUNGSEMPFEHLUNGEN POLIERER
APPLICATION-GUIDELINES POLISHERS

	VON JOTA EMPFOHLEN RECOMMENDED BY JOTA RECOMMANDÉ PAR JOTA RECOMENDADO POR JOTA	✓	GUT GEEIGNET WELL SUITED BIEN ADAPTÉ BIEN ADAPTADO	✓	GEEIGNET SUITABLE ADAPTÉ ADECUADO

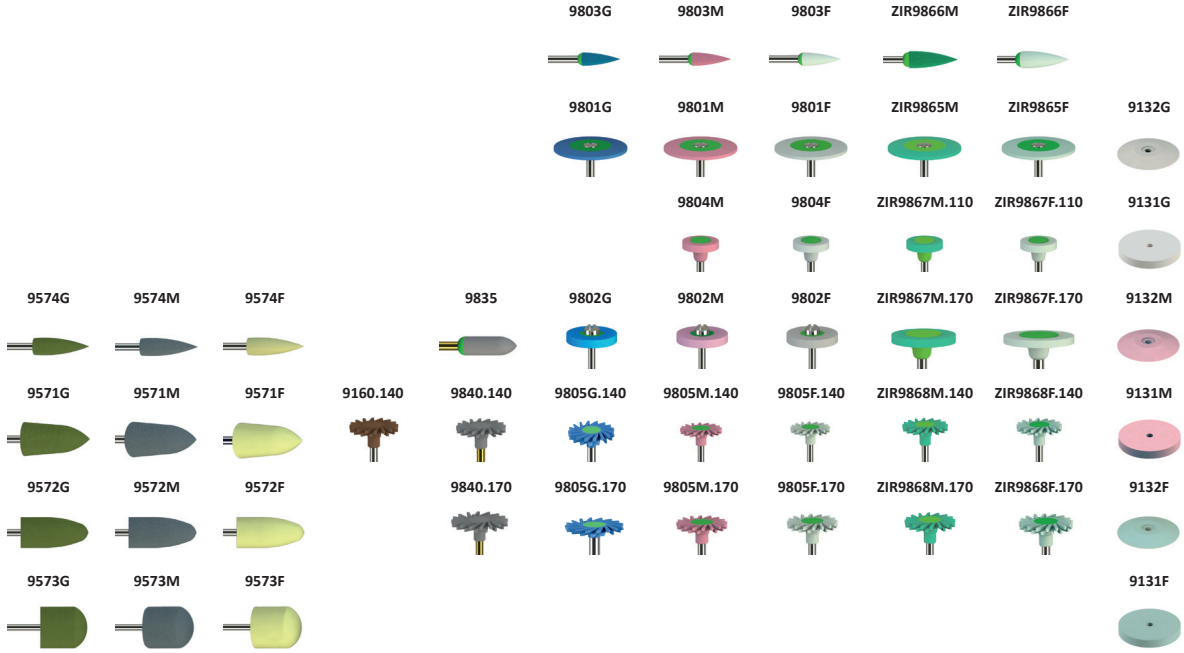

SEITE | PAGE | PÁGINA	260-261	276 / 262	263-265	267-268	266
COMPOSITE					
HYBRID CERAMICS		✓			
HYBRID ENAMIC					
ACRYLICS					
PEEK/PEKK/PAEK					
ZIRCONIUM REINFORCED LITHIUM DISILICATE					✓
LEUCITE REINFORCED CERAMICS					
LITHIUM DISILICATE					✓
PRE-SINTERED ZIRCONIUM OXIDE					
SINTERED ZIRCONIUM OXIDE					
FELDSPAR CERAMICS					✓
OXIDE CERAMICS			✓		✓
PRE-SINTERED CO–CR ALLOY					
NON PRECIOUS ALLOY					
TITANIUM					
PRECIOUS ALLOY					
DIAMOND POLISHERS					

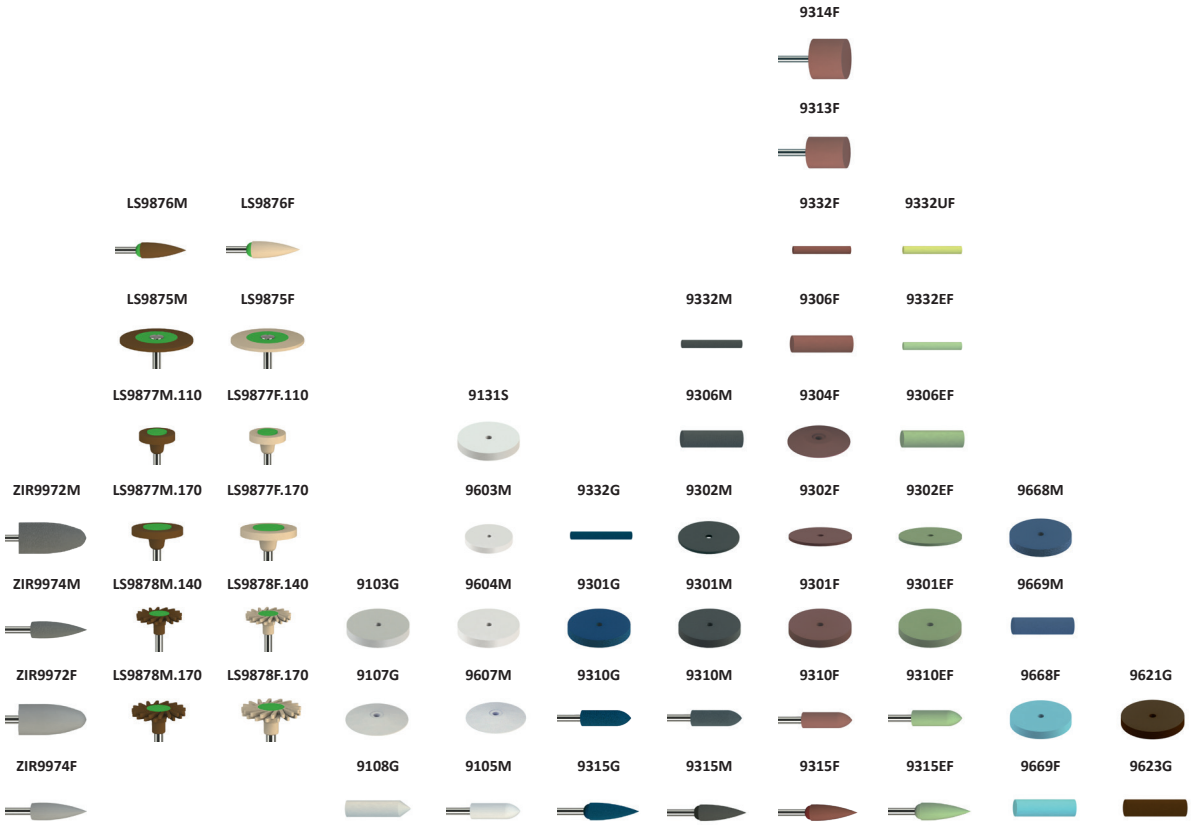

269	270-271	272-273	274-277 / 280-281	278	279
		✓			
		✓			
		✓			
		✓			
		✓			
		✓			
		✓			
		✓			✓
		✓	✓	✓	✓
		✓	✓	✓	
		✓	✓		

ANWENDUNGSEMPFEHLUNGEN BÜRSTEN

APPLICATION-GUIDELINES BRUSHES

VORPOLITUR
PRE-POLISHING
PREPULIDO

	1121	1123	1125	1147M 1147MS 1147F
	Ziegenhaarbürste (weich) Goat hair brush (soft) Pulidores pelo de cabra (blando)	Pferdehaarbürste (medium) Horse hair brush (medium) Pulidores cerda de caballo (medio)	Weisse Chungking Borsten Bürste hart White Chungking bristles (hard) Cerdas Chungking blancas (Duras)	Faservlies Bürsten Fiber fleece brushes Cepillos de tejido de fibra
SEITE | PAGE | PÁGINA	**282**	**282**	**282**	**283**
KOMPOSIT COMPOSITE COMPOSITE	✓✓	✓	✓	✓
HYBRIDKERAMIK HYBRID CERAMICS CERÁMICA HÍBRIDA	✓✓	✓	✓	✓
THERMOPLASTISCHE MATERIALIEN THERMOPLASTIC MATERIALS MATERIALES TERMOPLÁSTICOS				✓✓
KUNSTSTOFF ACRYLICS ACRÍLICO	✓✓	✓	✓	✓
PEEK/PEKK/PAEK PEEK/PEKK/PAEK PEEK/PEKK/PAEK	✓	✓	✓	
KERAMIKEN CERAMICS CERÁMICA	✓	✓	✓	
NEM-LEGIERUNGEN NON PRECIOUS ALLOY ALEACIONES NO PRECIOSAS	✓	✓✓	✓	
TITAN TITANIUM TITÁN	✓	✓	✓	
EDELMETALL-LEGIERUNGEN PRECIOUS ALLOY ALEACIONES PRECIOSOS	✓✓	✓	✓	
ANWENDUNG VON POLIERPASTE EMPFOHLEN APPLICATION OF POLISHING PASTE RECOMMENDED SE RECOMIENDA USAR PASTAS PARA PULIR	✓	✓	✓	
EMPFOHLENE DREHZAHL (MIN^{-1}) RECOMMENDED SPEED (MIN^{-1}) VELOCIDAD DE GIRO RECOMENDADA (MIN^{-1})	10'000 rpm	10'000 rpm	10'000 rpm	10'000 rpm

	VON JOTA EMPFOHLEN RECOMMENDED BY JOTA RECOMMANDÉ PAR JOTA RECOMENDADO POR JOTA	GUT GEEIGNET WELL SUITED BIEN ADAPTÉ BIEN ADAPTADO	GEEIGNET SUITABLE ADAPTÉ ADECUADO

POLITUR POLISHING PULIDO			HOCHGLANZPOLITUR HIGH SHINE POLISHING PULIDO DE ALTO BRILLO	
1151 1152	**1166**	**1170**	**1164**	**1163**
Filzpolierer Felt polishers Pulidoras de fieltro	Lederpolierer Leather polisher Pulidor de pieles	Imprägnierte Bürste Impregnated brush Cepillo impregnado	Baumwollpolierer Cotton polisher Pulidor de algodón	Tuchpolierer Cloth polisher Pulidora de tela
283-284	**285**	**285**	**284**	**284**
✓	✓		✓	✓
✓	✓	✓	✓	✓
		✓	✓	✓
	✓		✓	✓
	✓	✓	✓	✓
			✓	✓
	✓		✓	✓
	✓		✓	✓
	✓	✓	✓	✓
✓	✓		✓	✓
10’000 rpm	10’000 rpm	10’000 rpm	10’000 rpm	10’000 rpm

SILIKONPOLIERER FÜR PROTHESENKUNSTSTOFF
SILICONE POLISHERS FOR DENTURE ACRYLIC

DE	› Grüne " G" Polierer : zum Abtragen › Graue "M" Polierer: zum Glätten › Gelbe "F" Polierer: zum Hochglanzpolieren › Die besten Ergebnisse erzielen Sie, wenn Sie die Sequenz ohne Überspringen von Schritten, mit der empfohlenen Drehzahl und mit geringem Druck durcharbeiten.
EN	› Green "G" polisher: for material removal. › Grey "M" polisher: for smoothing. › Yellow "F" polisher: for high-lustre polishing › For best results, it is recommended to work through the sequence without skipping steps, at the recommended revolutions and with low pressure.
FR	› Polissoirs "G" verts: pour enlèvement de matériau › Polissoirs "M" gris: pour le lissage › Polissoirs "F" jaunes: pour le brillantage › Pour obtenir de meilleurs résultats, il est recommandé d'effectuer la séquence sans sauter d'étapes, aux révolutions recommandées et avec une faible pression.
ES	› Pulidor Verde "G": 1° Paso de Pulido. Suavizado del acrílico. › Pulidor Gris "M": 2° Paso de Pulido.Pre-pulido del acrílico. › Pulidor Amarillo "F": 3° Paso de Pulido. Pulido final del acrílico. › Para obtener los mejores resultados, se recomienda trabajar la secuencia sin saltearse pasos, en las revoluciones recomendadas y ejerciendo poca presión.
APPLICATION & HYGIENE	
ROTATION SPEED	5'000 - 7'000 rpm max. 15'000 rpm

9571G

Torpedo, konisch
torpedo, conical



Handstück | Straight Handpiece

FIGURE	SHANK	REF	Ø
9571G	HP	658 104 300 533	100
		L mm	20,0
			5

9572G

Granate
bullet



Handstück | Straight Handpiece

FIGURE	SHANK	REF	Ø
9572G	HP	658 104 275 533	100
		L mm	24,0
			5

9573G

zylindrisch, Stirn rund
cylindrical, end domed

Handstück | Straight Handpiece

FIGURE	SHANK	REF	Ø
9573G	HP	658 104 201 533	150
		L mm	17,0
			5

9574G

Flamme
flame

Handstück | Straight Handpiece

FIGURE	SHANK	REF	Ø
9574G	HP	658 104 243 533	055
		L mm	16,0
			5

9571M

Torpedo, konisch
torpedo, conical

Handstück | Straight Handpiece

FIGURE	SHANK	REF	Ø
9571M	HP	658 104 300 523	100
		L mm	20,0
			5

9572M

Granate
bullet

Handstück | Straight Handpiece

FIGURE	SHANK	REF	Ø
9572M	HP	658 104 275 523	100
		L mm	24,0
			5

9573M

zylindrisch, Stirn rund
cylindrical, end domed

Handstück | Straight Handpiece

FIGURE	SHANK	REF	Ø
9573M	HP	658 104 201 523	150
		L mm	17,0
			5

9574M

Flamme
flame

Handstück | Straight Handpiece

FIGURE	SHANK	REF	Ø
9574M	HP	658 104 243 523	055
		L mm	16,0
			5

9571F

Torpedo, konisch
torpedo, conical

Handstück | Straight Handpiece

FIGURE	SHANK	REF	Ø
9571F	HP	658 104 300 513	100
		L mm	20,0
			5

9572F

Granate
bullet

Handstück | Straight Handpiece

FIGURE	SHANK	REF	Ø
9572F	HP	658 104 275 513	100
		L mm	24,0
			5

9573F

zylindrisch, Stirn rund
cylindrical, end domed

Handstück | Straight Handpiece

FIGURE	SHANK	REF	Ø
9573F	HP	658 104 201 513	150
		L mm	17,0
			5

9574F

Flamme
flame



Handstück | Straight Handpiece

FIGURE	SHANK	REF	Ø
9574F	HP	658 104 243 513	055
		L mm	16,0
			5

DIAMANTPOLIERER FÜR KOMPOSIT & NANO- / HYBRIDKERAMIK
DIAMOND POLISHERS FOR COMPOSITES & NANO- / HYBRIDCERAMICS

DE	› Einstufen Diamantpolierer zum Glätten und Polieren von Kompositen, Nano- / Hybridkeramik und Kunststoffen.
EN	› One-step diamond polisher for smoothing and polishing of composite, nano- / hybrideceramic and acrylics.
FR	› Polissoirs diamantés à une étape pour le lissage et le polissage des matériaux composites, nano- / hybrides céramiques et acryliques.
ES	› Pulidores de diamante de un solo paso para alisar y pulir composites, nano/híbridos y acrílicos.
APPLICATION & HYGIENE	

9835

Torpedo, zylindrisch
torpedo, cylindrical



Handstück | Straight Handpiece

FIGURE	SHANK	REF	Ø
9835	HP	803 104 292 502	050
		L mm	16,0
			2
			3'000- 10'000 rpm
		Max.	20'000 rpm

9840

Swivel
swivel

Handstück | Straight Handpiece

FIGURE	SHANK	REF	Ø
9840	HP	803 104 543 503	140
		L mm	1,6
			2
			3'000- 10'000 rpm
		Max.	20'000 rpm

9840

mittlerer Swivel
medium-sized swivel

Handstück | Straight Handpiece

FIGURE	SHANK	REF	Ø
9840	HP	803 104 543 503	170
		L mm	1,6
			2
			3'000- 10'000 rpm
		Max.	20'000 rpm

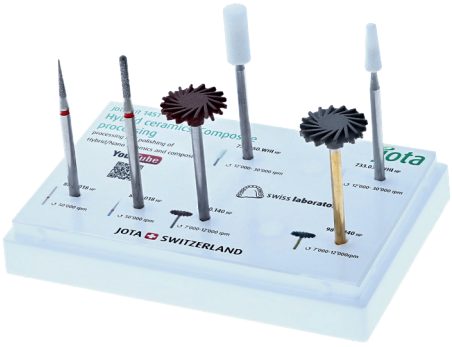

1451 - Hybride ceramics/Composite processing
auf Seite | on page | à la page | en la página 295

1888 - Digital Denture Kit
auf Seite | on page | à la page | en la página 295

DIAMANTPOLIERER FÜR KERAMIK
DIAMOND POLISHERS FOR CERAMIC

DE	› Diamantpolierersystem in drei Stufen zum Abtragen, Glätten und Hochglanzpolieren von Keramik und Zirkondioxid. › Auch für Metalle geeignet - nach dem Arbeiten auf Metallen, den Polierer abziehen um Streifenbildung auf der Keramik zu vermeiden. › Blau: Abtragen / pink: Glätten & Vorpolieren / grau: Hochglanzpolieren.
EN	› Three-step diamond polishing system for material removal, smoothing and high-lustre polishing of porcelain and zirconia. › Also suitable for metals – after use on metals, clean the polishers to prevent striation marks forming on the porcelain. › Blue: material removal / pink: smoothing and pre-polishing / grey: high-lustre polishing.
FR	› Système de polissoirs diamantés à trois étapes, pour l'enlèvement de matériau, le lissage et le brillantage de la céramique et la zircone. › Adaptés également pour les métaux – après l'usinage des métaux, dresser le polissoir afin d'éviter la formation de traces sur la céramique. › Bleu: enlèvement de matériau / rose : lissage et pré-polissage / gris: brillantage.
ES	› Sistema especial de pulido con pulidores diamantados en 3 pasos, suavizado, pulido inicial y pulido de alto brillo de cerámica y dióxido de zircóno. › También se pueden utilizar en metal, recomendándose luego del uso en este material, que los mismos sean limpiados para evitar manchas o rayas en la cerámica. › Azul "G" 1º Paso = Remoción / Rosa "M"2º Paso = Suavizar y pre-pulido / Gris "F" 3º Paso = Pulido de alto brillo.
APPLICATION & HYGIENE	
ROTATION SPEED	Max. 20'000 rpm

9803G
Flamme
flame

Handstück | Straight Handpiece

FIGURE	SHANK	REF	Ø
9803G	HP	803 104 243 534	040
		L mm	13,0
			2
			7'000- 12'000 rpm

9805G
NEW PRODUCT
Swivel
swivel

Handstück | Straight Handpiece

FIGURE	SHANK	REF	Ø
9805G	HP	803 104 543 534	140
		L mm	1,6
			1
			7'000- 12'000 rpm

9805G
NEW PRODUCT
Swivel
swivel

Handstück | Straight Handpiece

FIGURE	SHANK	REF	Ø
9805G	HP	803 104 543 534	170
		L mm	1,6
			1
			7'000- 12'000 rpm

9802G
Scheibe
disc

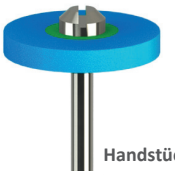

Handstück | Straight Handpiece

FIGURE	SHANK	REF	Ø
9802G	HP	803 104 372 534	170
		L mm	2,5
			1
			7'000- 10'000 rpm

9801G
Linse
lens

Handstück | Straight Handpiece

FIGURE	SHANK	REF	Ø
9801G	HP	803 104 303 534	260
		L mm	2,0
			1
			5'000- 10'000 rpm

9803M

Flamme
flame

Handstück | Straight Handpiece

FIGURE	SHANK	REF	Ø
9803M	HP	803 104 243 524	040
		L mm	13,0
			2
		↺	7'000- 12'000 rpm

9805M

Swivel
swivel

Handstück | Straight Handpiece

FIGURE	SHANK	REF	Ø
9805M	HP	803 104 543 524	140
		L mm	1,6
			1
		↺	7'000- 12'000 rpm

9805M

NEW PRODUCT

Swivel
swivel

Handstück | Straight Handpiece

FIGURE	SHANK	REF	Ø
9805M	HP	803 104 543 524	170
		L mm	1,6
			1
		↺	7'000- 12'000 rpm

9802M

Scheibe
disc

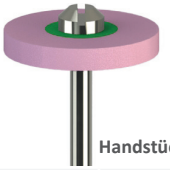

Handstück | Straight Handpiece

FIGURE	SHANK	REF	Ø
9802M	HP	803 104 372 524	170
		L mm	2,5
			1
		↺	7'000- 10'000 rpm

9801M

Linse
lens

Handstück | Straight Handpiece

FIGURE	SHANK	REF	Ø
9801M	HP	803 104 303 524	260
		L mm	2,0
			1
		↺	5'000- 10'000 rpm

9804M

Rad
wheel



Handstück | Straight Handpiece

FIGURE	SHANK	REF	Ø
9804M	HP	803 104 372 524	110
		L mm	2,0
			2
		↺	7'000- 12'000 rpm

NEW PRODUCT

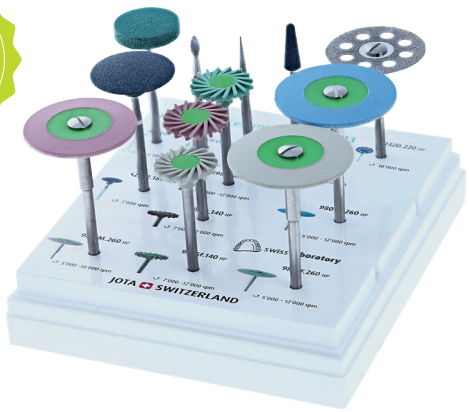

1413 - All Ceramic Profi Kit
auf Seite I on page I à la page I en la página 294

9803F

Flamme
flame

Handstück | Straight Handpiece

FIGURE	SHANK	REF	Ø
9803F	HP	803 104 243 514	040
		L mm	13,0
			2
		↺	7'000- 12'000 rpm

9805F

Swivel
swivel

Handstück | Straight Handpiece

FIGURE	SHANK	REF	Ø
9805F	HP	803 104 543 514	140
		L mm	1,6
			2
		↺	7'000- 12'000 rpm

9805F

NEW PRODUCT

Swivel
swivel

Handstück | Straight Handpiece

FIGURE	SHANK	REF	Ø
9805F	HP	803 104 543 514	170
		L mm	1,6
			2
		↺	7'000- 12'000 rpm

9805F

grosser Swivel
big swivel

Handstück | Straight Handpiece

FIGURE	SHANK	REF	Ø
9805F	HP	803 104 543 514	260
		L mm	1,6
			1
		↺	7'000- 12'000 rpm

9802F

Scheibe
disc



Handstück | Straight Handpiece

FIGURE	SHANK	REF	Ø
9802F	HP	803 104 372 514	170
		L mm	2,5
			1
		↺	7'000- 10'000 rpm

9804F

Rad
wheel

Handstück | Straight Handpiece

FIGURE	SHANK	REF	Ø
9804F	HP	803 104 372 514	110
		L mm	2,0
			2
		↺	7'000- 12'000 rpm



1452 - LS-ZIR Polishing Kit
auf Seite I on page I à la page I en la página 293

SILIKONKERAMIKPOLIERER
SILICONE CERAMIC POLISHERS

i	
DE	› Dreistufiges Silikonpolierersystem zum Abtragen, Glätten und Polieren von Keramik. › Hellgrau: Abtragen/ pink: Glätten & Vorpolieren / grau: Polieren.
EN	› Three-step silicone polishing system for material removal, smoothing and polishing of porcelain. › Light grey: material removal / pink: smoothing and pre-polishing/ grey: polishing.
FR	› Système de polissoirs en silicone à trois étapes, pour l'enlèvement de matériau, le lissage et le brillantage de la céramique. › Gris clair : enlèvement de matériau / rose : lissage et pré-polissage / gris : polissage.
ES	› Sistema de Pulido de Cerámica de 3 pasos, para el suavizado, pulido Inicial y pulido final. › Gris Claro "G" 1º Paso = Remoción / Rosa "M" 2º Paso = Suavizado y pre-polido / Gris "F" 3º Paso = Pulido.
APPLICATION & HYGIENE	
ROTATION SPEED	7'000 - 15'000 rpm max. 20'000 rpm

9131G
Scheibe
disc



Unmontiert | Unmounted

FIGURE	SHANK	REF	Ø
9131G	UM	658 900 372 524	220
		L mm	3,0
			10

9132G
Linse
lens



Unmontiert | Unmounted

FIGURE	SHANK	REF	Ø
9132G	UM	658 900 303 524	220
		L mm	4,0
			10

9131M
Scheibe
disc



Unmontiert | Unmounted

FIGURE	SHANK	REF	Ø
9131M	UM	658 900 372 514	220
		L mm	3,0
			10

9132M
Linse
lens



Unmontiert | Unmounted

FIGURE	SHANK	REF	Ø
9132M	UM	658 900 303 514	220
		L mm	4,0
			10

9131F
Scheibe
Disc



Unmontiert | Unmounted

FIGURE	SHANK	REF	Ø
9131F	UM	658 900 372 504	220
		L mm	3,0
			10

9132F
Linse
Lens



Unmontiert | Unmounted

FIGURE	SHANK	REF	Ø
9132F	UM	658 900 303 504	220
		L mm	4,0
			10

ZIRKONOXID DIAMANTPOLIERER ZIR GLOSS
ZIRCONIUM OXIDE DIAMOND POLISHERS ZIR GLOSS

DE	› Zweistufiges Diamantpolierersystem zum Abtragen, Glätten und Polieren vom gesinterten Zirkondioxid. › Dunkelgrün: Glätten und Vorpolieren / hellgrün: Hochglanzpolieren.
EN	› Two-stage diamond polishing system for material removal, smoothing and polishing of sintered zirconium oxide. › Dark green: smoothing & pre-polishing / light green: high-gloss polishing.
FR	› Système de polissoirs diamantés à deux étapes: enlever, lisser et polir le d'oxyde de zirconium fritté. › Vert foncé : lissage et prépolissage / vert clair : polissage haute brillance.
ES	› Sistema de pulidores diamantados de dos pasos, para remover, alisar y pulir el de óxido de circonio sinterizado. › Verde oscuro: alisado y prepulido / verde claro: pulido de alto brillo.
APPLICATION & HYGIENE	
ROTATION SPEED	7'000 - 12'000 rpm / max. 20'000 rpm

ZIR9866M
Flamme
flame

Handstück | Straight Handpiece

FIGURE	SHANK	REF	Ø
ZIR9866M	HP	803 104 243 521	040
		L mm	13,0
			2

ZIR9868M
Swivel
swivel

Handstück | Straight Handpiece

FIGURE	SHANK	REF	Ø
ZIR9868M	HP	803 104 543 521	140
		L mm	1,6
			2
			7'000-12'000 rpm

ZIR9868M
NEW PRODUCT
Swivel
swivel

Handstück | Straight Handpiece

FIGURE	SHANK	REF	Ø
ZIR9868M	HP	803 104 543 521	170
		L mm	1,6
			2
			7'000-12'000 rpm

ZIR9867M
Rad
wheel

Handstück | Straight Handpiece

FIGURE	SHANK	REF	Ø
ZIR9867M	HP	803 104 372 521	110
		L mm	2,0
			1

ZIR9867M
Rad
wheel

Handstück | Straight Handpiece

FIGURE	SHANK	REF	Ø
ZIR9867M	HP	803 104 372 521	170
		L mm	2,0
			1

ZIR9866F

Flamme
flame

Handstück | Straight Handpiece

FIGURE	SHANK	REF	Ø
ZIR9866F	HP	803 104 243 511	040
		L mm	13,0
			2

ZIR9868F

Swivel
swivel

Handstück | Straight Handpiece

FIGURE	SHANK	REF	Ø
ZIR9868F	HP	803 104 543 511	140
		L mm	1,6
			2
			7'000-12'000 rpm

ZIR9868F

NEW PRODUCT

Swivel
swivel

Handstück | Straight Handpiece

FIGURE	SHANK	REF	Ø
ZIR9868F	HP	803 104 543 511	170
		L mm	1,6
			2
			7'000-12'000 rpm

ZIR9865F

Linse
lens

Handstück | Straight Handpiece

FIGURE	SHANK	REF	Ø
ZIR9865F	HP	803 104 303 511	260
		L mm	2,0
			1

ZIR9867F

Rad
wheel

Handstück | Straight Handpiece

FIGURE	SHANK	REF	Ø
ZIR9867F	HP	803 104 372 511	110
		L mm	2,0
			2

ZIR9867F

Rad
wheel

Handstück | Straight Handpiece

FIGURE	SHANK	REF	Ø
ZIR9867F	HP	803 104 372 511	170
		L mm	2,0
			2



NEW PRODUCT

1446 - Zirconia Polishing Kit
auf Seite I on page I à la page I en la página 292

POLIERER FÜR UNGESINTERTEN ZIRKONOXID PRE-SINTERPOL

POLISHER FOR PRE-SINTERED ZIRCONIA PRE-SINTERPOL

DE	› PRE-SINTERPOL verändert die Farbe des vorgesinterten Zirkondioxid nicht und verbessert die Oberflächenqualität. › Die dunkelgrauen M-Polierer schleifen Verbindungsstellen weg, dünnen die Ränder aus und glätten die Oberfläche. Die hellgrauen F-Polierer polieren die Oberfläche von vorgesintertem Zirkoniumdioxid.
EN	› PRE-SINTERPOL does not change the color of the pre-sintered zirconia and improves the surface quality. › The dark grey M-polishers grind away connectors, thin the margins, and smooth the surface. The light grey F-polishers polish the surface of pre-sintered zirconia.
FR	› PRE-SINTERPOL ne change pas la couleur de la zircone préfrittée et améliore la qualité de la surface. › Les polissoirs M gris foncé meulent les connecteurs, amincissent les bords et lissent la surface. Les polissoirs F gris clair polissent la surface de la zircone préfrittée.
ES	› PRE-SINTERPOL no cambia el color de la zirconia presinterizada y mejora la calidad de la superficie. › Los pulidores M de color gris oscuro eliminan los conectores, adelgazan los márgenes y alisan la superficie. Los pulidores F de color gris claro pulen la superficie de la zirconia presinterizada.
APPLICATION & HYGIENE	
ROTATION SPEED	4'000 - 7'000 rpm max. 10'000 rpm

ZIR9974M

NEW PRODUCT

Flamme
flame

Play video

Handstück | Straight Handpiece

FIGURE	SHANK	REF	Ø
ZIR9974M	HP	658 104 275 423	055
		L mm	16,0
			5

ZIR9972M

NEW PRODUCT

Granate
bullet

Play video

Handstück | Straight Handpiece

FIGURE	SHANK	REF	Ø
ZIR9972M	HP	658 104 275 423	100
		L mm	24,0
			5

ZIR9974F

NEW PRODUCT

Flamme
flame

Play video

Handstück | Straight Handpiece

FIGURE	SHANK	REF	Ø
ZIR9974F	HP	658 104 275 413	055
		L mm	16,0
			5

ZIR9972F

NEW PRODUCT

Granate
bullet

Play video

Handstück | Straight Handpiece

FIGURE	SHANK	REF	Ø
ZIR9972F	HP	658 104 275 413	100
		L mm	24,0
			5

1936 - Green State Refining Kit
auf Seite | on page | à la page | en la página 291

LITHIUMDISILIKAT DIAMANTPOLIERER LS GLOSS
LITHIUM DISILICATE DIAMOND POLISHERS LS GLOSS

DE	› Zweistufiges Diamantpolierersystem zum Abtragen, Glätten und Polieren von Lithiumdisilikat und Feldspat Keramik. › Rotbraun: Glätten & Vorpolieren / beige: Hochglanzpolieren.
EN	› Two-step diamond polishing system for material removal, smoothing and gloss polishing of lithium disilicate and feldspar ceramic. › Red-brown: smoothing and pre-polishing / beige: gloss polishing.
FR	› Système de polissoirs diamantés à deux étapes, pour l'enlèvement, le lissage et pour le lustrage de lithium-disilicate et de céramique feldspathique. › Brun-rouge : lissage et polissage grossier / beige : Polissage brillant.
ES	› Sistema de pulidores diamantados de dos pasos, para remover, alisar y pulir de disilicato de litio y cerámica feldespato. › Marrón rojizo: alisamiento y pulimento / beige: pulido final de alto brillo.
APPLICATION & HYGIENE	
ROTATION SPEED	7'000 - 12'000 rpm max. 20'000 rpm

LS9876M
Flamme
flame



Handstück | Straight Handpiece

FIGURE	SHANK	REF	Ø
LS9876M	HP	803 104 243 522	040
		L mm	13,0
			2

LS9878M
Swivel
swivel

Handstück | Straight Handpiece

FIGURE	SHANK	REF	Ø
LS9878M	HP	803 104 543 522	140
		L mm	1,6
			2
			7'000-12'000 rpm

LS9878M
NEW PRODUCT
Swivel
swivel

Handstück | Straight Handpiece

FIGURE	SHANK	REF	Ø
LS9878M	HP	803 104 543 522	170
		L mm	1,6
			2
			7'000-12'000 rpm

LS9875M
Linse
lens

Handstück | Straight Handpiece

FIGURE	SHANK	REF	Ø
LS9875M	HP	803 104 303 522	260
		L mm	2,0
			1

LS9877M
Rad
wheel

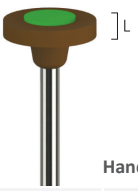

Handstück | Straight Handpiece

FIGURE	SHANK	REF	Ø
LS9877M	HP	803 104 372 522	110
		L mm	2,0
			2

LS9877M
Rad
wheel

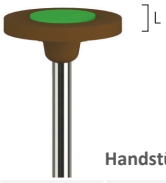

Handstück | Straight Handpiece

FIGURE	SHANK	REF	Ø
LS9877M	HP	803 104 372 522	170
		L mm	2,0
			2

LS9876F

Flamme
flame

Handstück | Straight Handpiece

FIGURE	SHANK	REF	Ø
LS9876F	HP	803 104 243 512	040
		L mm	13,0
			2

LS9878F

Swivel
swivel



Handstück | Straight Handpiece

FIGURE	SHANK	REF	Ø
LS9878F	HP	803 104 543 512	140
		L mm	1,6
			2
		↺	7'000-12'000 rpm

LS9878F

Swivel
swivel



Handstück | Straight Handpiece

FIGURE	SHANK	REF	Ø
LS9878F	HP	803 104 543 512	170
		L mm	1,6
			2
		↺	7'000-12'000 rpm

LS9875F

Linse
lens

Handstück | Straight Handpiece

FIGURE	SHANK	REF	Ø
LS9875F	HP	803 104 303 512	260
		L mm	2,0
			1

LS9877F

Rad
wheel

Handstück | Straight Handpiece

FIGURE	SHANK	REF	Ø
LS9877F	HP	803 104 372 512	110
		L mm	2,0
			2

LS9877F

Rad
wheel

Handstück | Straight Handpiece

FIGURE	SHANK	REF	Ø
LS9877F	HP	803 104 372 512	170
		L mm	2,0
			2



1433 - LS GLOSS Kit
auf Seite I on page I à la page I en la página 293

UNIVERSELLE SILIKONPOLIERER
UNIVERSAL SILICON POLISHERS

DE	**Universal Silikonpolierer** › Grob / mittel - zum Abtragen von Keramik, Edelmetall und Kunststoff.
EN	**Universal silicone polisher** › Coarse / medium - for removal of ceramics, precious metal and plastics.
FR	**Polissoir universel en silicone** › Gros grain / moyen pour l'abrasion de céramique, métaux précieux et résines.
ES	**Pulidores universales de Silicona** › Grueso / medio – para rebajar cerámica y metal precioso y resinas.
APPLICATION & HYGIENE	
ROTATION SPEED	7'000 - 10'000 rpm max. 20'000 rpm

9103G

Scheibe
disc



Unmontiert | Unmounted

FIGURE	SHANK	REF	Ø
9103G	UM	658 900 372 533	220
		L mm	3,0
			10

9107G

Linse
lens



Unmontiert | Unmounted

FIGURE	SHANK	REF	Ø
9107G	UM	658 900 303 533	220
		L mm	4,0
			10

9108G

zylindrisch, Stirn spitz
cylindrical, end pointed



Unmontiert | Unmounted

FIGURE	SHANK	REF	Ø
9108G	UM	658 900 133 533	060
		L mm	24,0
			10

9603M

Scheibe
disc



Unmontiert | Unmounted

FIGURE	SHANK	REF	Ø
9603M	UM	658 900 372 525	170
		L mm	3,0
			10

9604M

Scheibe
disc



Unmontiert | Unmounted

FIGURE	SHANK	REF	Ø
9604M	UM	658 900 372 525	220
		L mm	3,0
			10

9105M

Torpedo, zylindrisch
torpedo, cylindrical

Handstück | Straight Handpiece

FIGURE	SHANK	REF	Ø
9105M	HP	658 104 292 523	050
		L mm	16,0
			5

9131S

Linse
lens



Unmontiert | Unmounted

FIGURE	SHANK	REF	Ø
9131S	UM	658 900 372 522	220
		L mm	3,0
			10

9607M

Linse
lens



Unmontiert | Unmounted

FIGURE	SHANK	REF	Ø
9607M	UM	658 900 303 525	220
		L mm	3,0
			10

METALLPOLIERER
METAL POLISHER

i	
DE	› Blaue “ G” Polierer : harter, flexibler Polierer zum Abtragen von Chrom-Kobalt, Edelstahl und Nichtedelmetalllegierungen. › Graue “M” Polierer: flexibler Polierer zum Glätten von Edelmetall- und Nichtedelmetalllegierungen. › Braune “F” Polierer: flexibler Polierer um auf Edelmetall- und Nichtedelmetalllegierungen einen matten Glanz zu erzeugen. › Grüne “EF” Polierer: flexibler Polierer um auf Edelmetall- und Nichtedelmetalllegierungen auf Hochglanz zu polieren.
EN	› Blue “ G” polisher : hard, flexible polisher for removing chrome cobalt, stainless steel and non-precious metal alloys. › Grey “M” polishers: flexible polisher for smoothing precious and non-precious metal alloys. › Brown “F” polisher: flexible polisher to create a matt shine on precious and non-precious metal alloys. › Green “EF” Polisher: flexible polisher to polish to a high gloss on precious and non-precious metal alloys.
FR	› Bleu “ G “ polissoirs : polissoir dur, flexible, pour l’enlèvement de matériau sur le chrome-cobalt, l’acier inoxydable et les alliages non-précieux. › Polissoirs “M” gris : polissoirs flexible pour le lissage d’alliages de métaux précieux et non-précieux. › Polissoirs bruns “F” : polissoir flexible pour réaliser un aspect lisse mat sur les alliages précieux et non-précieux. › Polissoir vert “EF” : polissoir flexible pour polir les alliages précieux et non-précieux jusqu’à l’aspect brillant.
ES	› Pulidor azul “G” : pulidor de grano Grueso para el trabajo sobre cromo-cobalto, metales preciosos y aleaciones de metales no preciosos. › Pulidoras “M” grises: pulidor de grano Medio para el trabajo sobre metales preciosos y aleaciones de metales no preciosos. › Pulidor marrón “F”: pulidor de grano Fino para el pre-acabado de aleaciones de metales preciosos y aleaciones e metales no preciosos. › Pulidor verde “EF”: pulidor de grano Extra Fino para acabado y brillo sobre aleaciones de metales preciosos y aleaciones de metales no preciosos.
APPLICATION & HYGIENE	
ROTATION SPEED	7’000 - 12’000 rpm max. 20’000 rpm

9301G

Scheibe
disc



Unmontiert | Unmounted

FIGURE	SHANK	REF	Ø
9301G	UM	653 900 372 534	220
		L mm	3,0
			10

9310G

Torpedo, zylindrisch
torpedo, cylindrical

Handstück | Straight Handpiece

FIGURE	SHANK	REF	Ø
9310G	HP	653 104 292 534	050
		L mm	16,0
			5

9315G

Flamme
flame



Handstück | Straight Handpiece

FIGURE	SHANK	REF	Ø
9315G	HP	653 104 244 534	055
		L mm	18,0
			5

9301M

Scheibe
disc



Unmontiert | Unmounted

FIGURE	SHANK	REF	Ø
9301M	UM	653 900 372 524	220
		L mm	3,0
			10

9302M

Scheibe
disc



Unmontiert | Unmounted

FIGURE	SHANK	REF	Ø
9302M	UM	653 900 371 524	220
		L mm	1,0
			10

9306M

zylindrisch
cylindrical

Unmontiert | Unmounted

FIGURE	SHANK	REF	Ø
9306M	UM	653 900 114 524	060
		L mm	22,0
			10

9310M

Torpedo, zylindrisch
torpedo, cylindrical



Handstück | Straight Handpiece

FIGURE	SHANK	REF	Ø
9310M	HP	653 104 292 524	050
		L mm	16,0
			5

9315M

Flamme
flame



Handstück | Straight Handpiece

FIGURE	SHANK	REF	Ø
9315M	HP	653 104 244 524	055
		L mm	18,0
			5

9301F

Scheibe
disc



Unmontiert | Unmounted

FIGURE	SHANK	REF	Ø
9301F	UM	653 900 372 513	220
		L mm	3,0
			10

9302F

Scheibe
disc

Unmontiert | Unmounted

FIGURE	SHANK	REF	Ø
9302F	UM	653 900 371 513	220
		L mm	1,0
			10

9304F

Linse
lens



Unmontiert | Unmounted

FIGURE	SHANK	REF	Ø
9304F	UM	653 900 303 513	220
		L mm	4,0
			10

9306F

zylindrisch
cylindrical

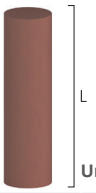

Unmontiert | Unmounted

FIGURE	SHANK	REF	Ø
9306F	UM	653 900 114 513	060
		L mm	22,0
			10

9310F

Torpedo, zylindrisch
torpedo, cylindrical



Handstück | Straight Handpiece

FIGURE	SHANK	REF	Ø
9310F	HP	653 104 292 513	050
		L mm	16,0
			5

9313F

zylindrisch
cylindrical



Handstück | Straight Handpiece

FIGURE	SHANK	REF	Ø
9313F	HP	653 104 113 513	100
		L mm	12,0
			5

9314F

zylindrisch
cylindrical

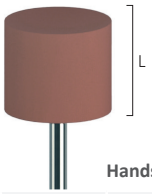

Handstück | Straight Handpiece

FIGURE	SHANK	REF	Ø
9314F	HP	653 104 113 513	140
		L mm	12,0
			5

9315F

Flamme
flame

Handstück | Straight Handpiece

FIGURE	SHANK	REF	Ø
9315F	HP	653 104 244 513	055
		L mm	18,0
			5

9160

Swivel
swivel

Handstück | Straight Handpiece

FIGURE	SHANK	REF	Ø
9160	HP	652 104 546 503	140
		L mm	1,6
			2
		↺	7'500- 12'000 rpm
		Max.	15'000 rpm

9301EF

Scheibe
disc



Unmontiert | Unmounted

FIGURE	SHANK	REF	Ø
9301EF	UM	653 900 372 504	220
		L mm	3,0
			10

9302EF

Scheibe
disc



Unmontiert | Unmounted

FIGURE	SHANK	REF	Ø
9302EF	UM	653 900 371 504	220
		L mm	1,0
			10

9306EF

zylindrisch
cylindrical



Unmontiert | Unmounted

FIGURE	SHANK	REF	Ø
9306EF	UM	653 900 114 504	060
		L mm	22,0
			10

9310EF

Torpedo, zylindrisch
torpedo, cylindrical



Handstück | Straight Handpiece

FIGURE	SHANK	REF	Ø
9310EF	HP	653 104 292 504	050
		L mm	16,0
			5

9315EF

Flamme
flame



Handstück | Straight Handpiece

FIGURE	SHANK	REF	Ø
9315EF	HP	653 104 244 504	055
		L mm	18,0
			5

1920 - Metal Finishing Kit
auf Seite | on page | à la page | en la página 300

METALLPOLIERER FÜR TITAN
METAL POLISHERS FOR TITANIUM

DE	› Spezielles zweistufiges Poliersystem zum Abtragen und Polieren von Chrom-Legierungen, Edelstahl und insbesondere Titan. › Dunkelblau: Abtagen. › Hellblau: Polieren.
EN	› Special two-step polishing system for reducing and polishin chrome alloys, stainless steel and in particular titanium. › Dark blue: material removal. › Light blue: polishing.
FR	› Système de polissage spécial à deux étapes, pour l'enlèvement de matériau et le polissage d'alliages de chrome,. › de l'acier inoxydable et particulièrement le titane. › Bleu foncé: enlèvement de matériau. › Bleu clair: polissage.
ES	› Sistema especial de pulido en dos pasos, para la preparación y pulido de aleaciones de cromo, metales preciosos y especialmente titanio. › Azul oscuro: remoción. › Azul claro: pulido.
APPLICATION & HYGIENE	
ROTATION SPEED	8'000 - 15'000 rpm max. 20'000 rpm

9668M

Scheibe
disc



Unmontiert | Unmounted

FIGURE	SHANK	REF	Ø
9668M	UM	653 900 372 525	220
		L mm	3,0
			10

9669M

zylindrisch
cylindrical



Unmontiert | Unmounted

FIGURE	SHANK	REF	Ø
9669M	UM	653 900 114 525	060
		L mm	22,0
			10

9668F

Scheibe
disc



Unmontiert | Unmounted

FIGURE	SHANK	REF	Ø
9668F	UM	653 900 372 515	220
		L mm	3,0
			10

9669F

zylindrisch
cylindrical

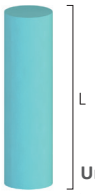

Unmontiert | Unmounted

FIGURE	SHANK	REF	Ø
9669F	UM	653 900 114 515	060
		L mm	22,0
			10

1916 - Bluevortex Kit
auf Seite I on page I à la page I en la página 300

CHROMPOLIERER
CHROME POLISHERS

i	
DE	› Chrompolierer: sehr harter, abrasiver und wirtschaftlicher Polierer zum Abtragen auf Chrom-Kobalt und Nichtedelmetalllegierungen.
EN	› Chrome polishers: very hard, abrasive and cost-effective polishers for material removal of chrome-cobalt and non-precious metal alloys.
FR	› Polissoirs pour chrome: Polissoir très dur, abrasif et économique, pour l'enlèvement de matériau sur les alliages chrome-cobalt et nonprécieux.
ES	› Pulidor de cromo: Muy duro, pulidor más abrasivo y económico para la remoción de cromo-cobalto y aleaciones de metales no preciosos.
APPLICATION & HYGIENE	
ROTATION SPEED	8'000 - 15'000 rpm max. 20'000 rpm

9621G

Scheibe
disc



Unmontiert I Unmounted

FIGURE	SHANK	REF	Ø
9621G	UM	612 900 372 534	220
		L mm	3,0
			10

9623G

zylindrisch
cylindrical

Unmontiert I Unmounted

FIGURE	SHANK	REF	Ø
9623G	UM	612 900 114 534	060
		L mm	22,0
			10

PINPOLIERER IN KUNSTKAUTSCHUKBINDUNG
PIN POLISHER IN SYNTETIC RUBBER BOND

DE	**Kauflächenpolierer** › Grob 3,00 mm - für NE-Metalle bei schwer zugänglichen Stellen. › Mittel 3,00 mm - für NE-Metalle / Edelmetalle bei schwer zugänglichen Stellen. › Fein 3,00 mm - für NE-Metalle / Edelmetalle, bei schwer zugänglichen Stellen.
EN	**Occlusal polisher** › Coarse 3,00 mm - for non-precious metals with areas that are difficult to access. › Medium 3,00 mm - for non-precious metals / precious with areas that are difficult to access. › Fine 3,00 mm - for non-precious metals / precious metals with areas that are difficult to access.
FR	**Polissoirs occlusaux** › Gros grain 3,00 mm - pour les métaux NP en zones peu accessibles. › Moyen 3,00 mm - pour les métaux NP et précieux en zones peu accessibles. › Fin 3,00 mm - pour métaux NP et précieux, pour les métaux NP en zones peu accessibles.
ES	**Pulidores para caras oclusales** › Grueso 3,00 mm - Para metales no preciosos en zonas de difícil acceso. › Medio 3,00 mm - Para metales no preciosos en zonas de difícil acceso. › Fino 3,00 mm - Para metales no preciosos y preciosos en zonas de difícil acceso.
APPLICATION & HYGIENE	
ROTATION SPEED	7'000 - 15'000 rpm max. 25'000 rpm

9332G

zylindrisch
cylindrical

Unmontiert | Unmounted

FIGURE	SHANK	REF	Ø
9332G	UM	653 900 114 534	030
		L mm	23,0
			10

9332M

zylindrisch
cylindrical

Unmontiert | Unmounted

FIGURE	SHANK	REF	Ø
9332M	UM	653 900 114 523	030
		L mm	23,0
			10

9332F

zylindrisch
cylindrical



Unmontiert | Unmounted

FIGURE	SHANK	REF	Ø
9332F	UM	653 900 114 513	030
		L mm	23,0
			10

9332EF

zylindrisch
cylindrical

Unmontiert | Unmounted

FIGURE	SHANK	REF	Ø
9332EF	UM	653 900 114 503	030
		L mm	23,0
			10

9332UF

zylindrisch
cylindrical

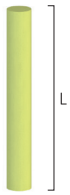

Unmontiert | Unmounted

FIGURE	SHANK	REF	Ø
9332UF	UM	653 900 114 494	030
		L mm	23,0
			10

TRÄGER
MANDRELS

301L

Träger mit Holzschraubengewinde, konisch
mandrel with external thread, conical



FIGURE	SHANK	REF	Ø
301L	HP	312 104 610 415	050
		L mm	12,0
			5
		APPLICATION & HYGIENE	

303

Träger für Scheiben
mandrel for discs

FIGURE	SHANK	REF	Ø
303	HP	312 104 603 391	050
			5
		APPLICATION & HYGIENE	

327RF

Träger für Pinpolierer
mandrel for pin polishers

FIGURE	SHANK	REF	Ø
327RF	HP	330 104 612 431	030
			5
		APPLICATION & HYGIENE	

K772SB.GRN

Scheibe
disc



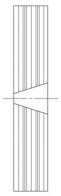

FIGURE	REF	Ø
K772SB	653 900 373 523	190
	L mm	3,4
		1

Zurichtstein speziell für Polierstifte, konisches Loch in der Mitte ermöglicht einfaches Anspitzen der Polierer.

Finishing stone especially for polishing pins, conical hole in the middle enables easy sharpening of the polishers.

Pierre à dresser spécialement conçue pour les pointes à polir, trou conique au centre permet de pointer facilement les polissoirs.

Piedra de acabado especial para el pulido de pasadores, agujero cónico en el centro permite afilar fácilmente los pulidores.

BÜRSTEN UND SCHWABBEL
BRUSHES AND BUFFS

1121

Rad
wheel

DE	› Ziegenhaar weich - zum Polieren von Prothesenkunsstoff, Komposite & Edelmetall Legierungen mit Polierpaste.
EN	› Goat hair soft - for polishing denture acrylics, composites & precious metal alloys with polishing paste.
FR	› Poil de chèvre doux - pour polir les prothèses en plastique, les composites et les alliages de métaux précieux avec une pâte à polir.
ES	› Pelo de cabra suave - para pulir acrílicos de prótesis, composites y aleaciones de metales preciosos con pasta de pulir.

Handstück | Straight Handpiece

FIGURE	SHANK	REF	Ø	APPLICATION & HYGIENE
1121	HP	090 104 543 000	210	
		L mm	2,0	
			5	
		↺	10'000 rpm	

1123

Rad
wheel

DE	› Pferdehaar mittel - zum Polieren von Kronen- und Brückenbearbeitungen aus Nichtedelmetalllegierungen.
EN	› Horsehair medium - for polishing non precious metal crown and bridge restorations.
FR	› Crin de cheval moyen - pour le polissage de couronnes et usinage de ponts en métal non précieux.
ES	› Pelo de caballo (Dureza Media) - para pulir coronas y puentes de metal precioso.

Handstück | Straight Handpiece

FIGURE	SHANK	REF	Ø	APPLICATION & HYGIENE
1123	HP	100 104 543 001	210	
		L mm	2,0	
			5	
		↺	10'000 rpm	

1125

Rad
wheel

DE	› Weisse Chungking Borsten hart - zum Polieren von Komposite-Materialien mit Polierpaste.
EN	› White Chungking bristles hard - for polishing of composite materials white polishing paste.
FR	› Soies de porc de Chungking dures - pour le polissage de matériaux composites avec de la pâte à polir.
ES	› Cerdas Chungking blancas (Duras) - Para pulir composites con pasta de pulido.

Handstück | Straight Handpiece

FIGURE	SHANK	REF	Ø	APPLICATION & HYGIENE
1125	HP	100 104 543 000	220	
		L mm	2,0	
			5	
		↺	10'000 rpm	

1147M

Rad
wheel

DE	› Faservlies mit mittlerer Körnung/ doppellagig - Zur Oberflächenbearbeitung von weichbleibenden Unterfütterungen, Tiefziehschienen, Kunststoffprothesen und individuellen Abdrucklöffeln.
EN	› Non-woven fabric with medium grit/ double layered – for preparing the surfaces of soft relines, thermoformed splints, acrylic dentures and custom impression trays.
FR	› Feutre avec grain moyen / double épaisseur – Pour le traitement des surfaces de résines molles pour rebasage, pour gouttières et pour les résines prothétiques ainsi que les porte-empreintes individuels.
ES	› Fibra especial de dureza media y doble capa- Para la preparación de superficies con revestimiento blando, férulas termoplásticas, cubetas de impresión individuales, y remoción de la capa superficial del yeso en prótesis de acrílico.

Handstück | Straight Handpiece

FIGURE	SHANK	REF	Ø	APPLICATION & HYGIENE
1147M	HP	030 104 045 003	250	
			5	
			10'000 rpm	

1147MS

NEW PRODUCT

Rad
wheel

DE	› Faservlies mit mittlerer Körnung/ doppellagig - Zur Oberflächenbearbeitung von weichbleibenden Unterfütterungen, Tiefziehschienen, Kunststoffprothesen und individuellen Abdrucklöffeln.
EN	› Non-woven fabric with medium grit/ double layered – for preparing the surfaces of soft relines, thermoformed splints, acrylic dentures and custom impression trays.
FR	› Feutre avec grain moyen / double épaisseur – Pour le traitement des surfaces de résines molles pour rebasage, pour gouttières et pour les résines prothétiques ainsi que les porte-empreintes individuels.
ES	› Fibra especial de dureza media y doble capa- Para la preparación de superficies con revestimiento blando, férulas termoplásticas, cubetas de impresión individuales, y remoción de la capa superficial del yeso en prótesis de acrílico.

Handstück | Straight Handpiece

FIGURE	SHANK	REF	Ø	APPLICATION & HYGIENE
1147MS	HP	030 104 045 002	250	
			5	
			7'000 rpm	

1147F

Rad
wheel

DE	› Faservlies mit feiner Körnung/ doppellagig - Zur Oberflächenbearbeitung von weichbleibenden Unterfütterungen, Tiefziehschienen, Kunststoffprothesen und individuellen Abdrucklöffeln
EN	› Non-woven abrasive fleece with fine grit/ double layered – for preparing the surfaces of soft relines, thermoformed splints, acrylic dentures and custom impression trays.
FR	› Feutre avec grain fin / double épaisseur – Pour le traitement des surfaces de résines molles pour rebasage, pour gouttières et pour les résines prothétiques ainsi que les porte-empreintes individuels
ES	› Fibra especial de dureza media y doble capa- Para la preparación de superficies con revestimiento blando, férulas termoplásticas y cubetas de impresión individuales.

Handstück | Straight Handpiece

FIGURE	SHANK	REF	Ø	APPLICATION & HYGIENE
1147F	HP	030 104 045 001	250	
			5	
			10'000 rpm	

1151

Rad
wheel

DE	› Filzrad - zum Polieren von Keramik mit JOTA Diamantpolierpaste.
EN	› Felt wheel - for polishing of ceramics with JOTA diamond polishing paste.
FR	› Roue en feutre – pour le polissage de la céramique avec de la pâte diamantée JOTA.
ES	› Rueda de fieltro – para pulir cerámica con pasta para pulir diamantada JOTA.

Handstück | Straight Handpiece

FIGURE	SHANK	REF	Ø	APPLICATION & HYGIENE
1151	HP	010 104 374 000	210	
		L mm	4,0	
			5	
			10'000 rpm	

1152

Torpedo, konisch
torpedo, conical

DE	› Filzkegel - zum Polieren von Keramik mit JOTA Diamantpolierpaste.
EN	› Felt cone - for polishing of ceramics with JOTA diamond polishing paste.
FR	› Cône en feutre - pour le polissage de la céramique avec de la pâte diamantée JOTA.
ES	› Cono de fieltro – para pulir cerámica con pasta para pulir diamantada JOTA.

Handstück | Straight Handpiece

FIGURE	SHANK	REF	Ø	APPLICATION & HYGIENE
1152	HP	010 104 294 000	060	
		L mm	19,0	
			5	
		↺	10'000 rpm	

1163

Rad
wheel

DE	› Miniaturschwabbel aus feinem Tuch - Glanzpolieren von Kunststoffprothesen, Komposite, Kronen- und Brückenarbeiten aus Edelmetall, NEM und CoCr mit Polierpaste.
EN	› Miniature buffing wheel made of fine cloth - high-luster polishing of acrylic dentures, composites, crown and bridge work made of precious metal, non-precious metal and CoCr with polishing paste.
FR	› Mini tampons en calicots de toile douce – brillantage de prothèses en résine, composites, couronnes et bridges en métal précieux, métal NP et CoCr avec de la pâte à polir.
ES	› Mini disco de tela fina- Pulido de alto brillo sobre prótesis de acrílico, composite, coronas y puentes de metal precioso, no precioso y Cromo Cobalto con pasta de pulido.

Handstück | Straight Handpiece

FIGURE	SHANK	REF	Ø	APPLICATION & HYGIENE
1163	HP	960 104 045 000	220	
			5	
		↺	10'000 rpm	

1164

Rad
wheel

DE	› Miniaturschwabbel aus Baumwolle - Glanzpolieren von Kunststoffprothesen, Komposite, Kronen- und Brückenarbeiten aus Edelmetall, NEM und CoCr mit Emulsion
EN	› Miniature buffing wheel made of cotton - shine polishing of plastic prosthetics, composites, crown and bridge work made of precious metal, NEM and CoCr with emulsion.
FR	› Mini tampons en calicots de coton – brillantage de prothèses en résine, composites, couronnes et bridges en métal précieux, métal NP et CoCr avec de l'émulsion.
ES	› Mini disco de Algodón- Pulido de alto brillo sobre prótesis de acrílico, composite, coronas y puentes de metal precioso, no precioso y Cromo Cobalto con Emulsión.

Handstück | Straight Handpiece

FIGURE	SHANK	REF	Ø	APPLICATION & HYGIENE
1164	HP	080 104 045 004	240	
			5	
		↺	10'000 rpm	

1166

Rad
wheel

DE	› Miniaturschwabbel aus Microfaser-Leder - Glanzpolieren von Kunststoffprothesen, Komposite, Kronen- und Brückenarbeiten aus Edelmetall, NEM und CoCr mit Polierpaste.
EN	› Miniature buffing wheel made of microfibre leather - shine polishing of plastic prosthetics, composites, crown and bridge work made of precious metal, NEM and CoCr with polishing paste.
FR	› Mini tampons en calicot de microfibres - cuir-brillantage de prothèses en résine, composites, couronnes et bridges en métal précieux, métal NP et CoCr avec de la pâte à polir.
ES	› Mini disco de microfibra-piel- Pulido de alto brillo sobre prótesis de acrílico, composite, coronas y puentes de metal precioso, no precioso y Cromo Cobalto con pasta de pulido.

Handstück | Straight Handpiece

FIGURE	SHANK	REF	Ø	APPLICATION & HYGIENE
1166	HP	950 104 549 000	220	
			5	
			10’000 rpm	

1170

Rad
wheel

DE	› Schleifmittelimprägnierte Bürste zum Polieren von Prothesenkunststoffen, Kompositen und Edelmetalllegierungen.
EN	› Abrasive-impregnated brushes for polishing denture acrylics, composites and precious metal alloys.
FR	› Brosse imprégnée d’abrasif pour le polissage des résines prothétiques, les composites et les alliages de métaux précieux .
ES	› Cepillo especial impregnado con abrasivos, para el pulido interproximal en prótesis de acrílico, composites y aleaciones de metales preciosos..

Unmontiert | Unmounted

FIGURE	SHANK	REF	Ø		APPLICATION & HYGIENE
1170	UM	623 900 543 533	190		
	Handstück | Straight Handpiece				
1170	HP	623 104 543 533		190	
		L mm	0,5	1,0	
			10	1	
			10’000 rpm		



EMULSION
EMULSION

1550

DE	› Polishine Emulsion - Für die finale Hochglanzpolitur von Edel- und Nichtedelmetallen, CoCr-Modellguss, Titan, Komposite und Schichtkeramik / Verblendkeramik - Körnung 1 µm Aluminiumoxid.
EN	› Polishine emulsion - for final high-shine polishing of precious and non-precious metals, CoCr model cast, titanium, composites and porcelain - 1 µm corundum grains.
FR	› Émulsion pour polissage - pour le brillantage final de métaux précieux et non-précieux, les châssis coulés sur modèle, le titane, les composites et la céramique dentaire - 1 µm grain de corindon.
ES	› Emulsión para Pulir - Emulsión de alto brillo, para el pulido de acrílicos, metales preciosos y no preciosos, esqueléticos de Cromo Cobalto, titanio, composite, cerámica, cironio - 1 µm grano de corindón.

FIGURE			MENGE I AMOUNT	APPLICATION & HYGIENE
1550			50ml	
			1	

Kits und Zubehör

kits, accessories | kits, accessoires | kits, al accesorio

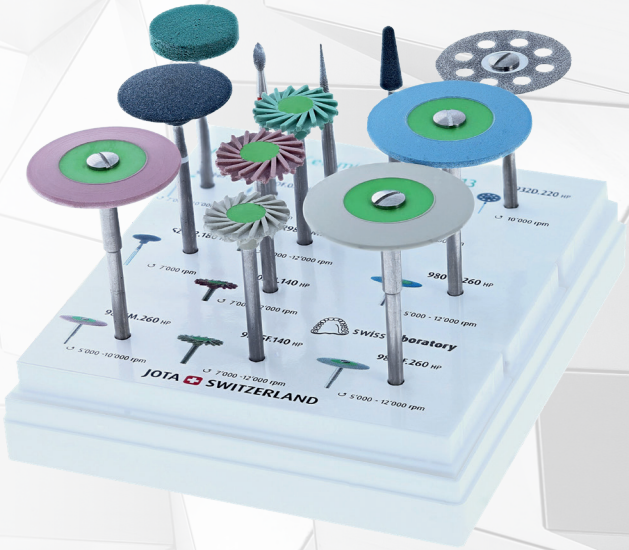

Typen 288

EN Types
FR Types
ES Tipos

Keramikbearbeitung

EN Ceramic processing
FR Traitement de la céramique
ES Procesamiento de cerámica

1377 JOTA KIWI LINE 289
1320 JOTA DIAMOND STONE KIT 289
1322 JOTA ZIRCONFLEX KIT 290
1358 JOTA ZIRKONPROFI KIT 290
1460 ZIR-PREP KIT 291
1936 GREEN STATE REFINING 291
1434 JOTA ZIR GLOSS KIT 292
1446 ZIRCONIA POLISHING KIT 292
1452 LS - ZIR POLISHING LABORATORY 293
1433 JOTA LS GLOSS LABOR 293
1413 ALL CERAMIC PROFI KIT 294

Kunststoffbearbeitung

EN Plastics processing
FR Traitement des matières plastiques
ES Procesado de plásticos

1451 HYBRIDE CERAMICS / COMPOSITE PROCESSING 295
1888 KIT DIGITAL DENTURE 295
1427 JOTA DENTURE BASE KIT 296
1401 JOTA DENTURE POLISHING KIT 296
1877 JOTA DENTURE POLISH 297
1833 KIT B.E.F acc. Dr. Milko Villarroel 297
1840 PROVISIONAL ADJUSTMENT AND POLISHING 298
1445 PEEK PROFI 298
1560 HARD SPLINT KIT 299
1561 SOFT SPLINT KIT 299

Metallbearbeitung

EN Metal processing
FR Traitement des métaux
ES Procesamiento de metales

1920 METAL FINISHING KIT 300
1916 BLUEVORTEX KIT 300

Bohrerständer für das Zahnlabor 301

EN Bur blocks for dental laboratories
FR Manches pour le labo dentaire
ES Freseros para el laboratorio dental

TYPEN
TYPES

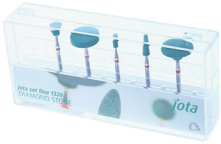

1320
P. 289

1322
P. 290

1358
P. 290

1377
P. 289

1401
P. 296

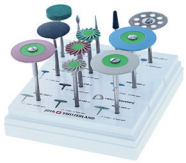

1413
P. 294



1427
P. 296



1433
P. 293

1434
P. 292



1445
P. 298

1446
P. 292

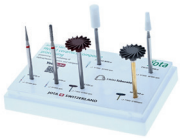

1451
P. 295



1452
P. 293

1460
P. 291

1560
P. 299



1561
P. 299



1833
P. 297

1840
P. 298

1877
P. 297

1888
P. 295

1916
P. 300

1920
P. 300

1936
P. 291

KERAMIKBEARBEITUNG
CERAMIC PROCESSING

Kit 1377
JOTA KIWI LINE

Sortiment zur effizienten Bearbeitung von Keramik- und Metalllegierungen-Restaurationen. Unterschiedliche Formen ermöglichen die Bearbeitung aller Oberflächen Ihrer Restaurationen.

Range for efficient processing of ceramic and metal alloy restorations. Different shapes allow you to work on all surfaces of your restorations.

Kit 1320
JOTA DIAMOND STONE KIT

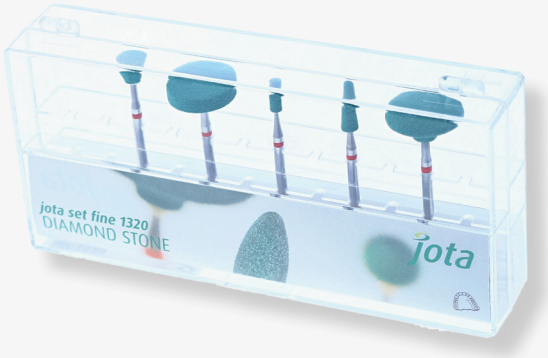

Das Kit enthält Diamantschleifsteine in verschiedenen Formen, die für die schnelle Bearbeitung aller Oberflächen von Restaurationen aus Keramiken entwickelt wurden. Diamantkorngrösse und Bindungsanteil sind perfekt aufeinander angepasst, sodass ein optimales Verhältnis zwischen Präparationseffizienz und Haltbarkeit der Steine gegeben ist.

The kit contains diamond grinding stones in different shapes, which have been developed for the quick preparation of all surfaces of restorations made of ceramics. Diamond grit size and bond percentage are perfectly matched to each other, providing an optimal balance between preparation efficiency and stone durability.

SHAPE	FIGURE	SHANK	REF	SIZE	PIECES
	652.KIWI	HP	655 104 173 524	035	1
	652R.KIWI	HP	655 104 199 524	035	1
	667.KIWI	HP	655 104 257 524	035	1
	661.KIWI	HP	655 104 288 524	025	1
	601.KIWI	HP	655 104 001 524	030	1
	649.KIWI	HP	655 104 171 524	025	1
	645.KIWI	HP	655 104 161 524	028	1
	602.KIWI	HP	655 104 001 524	040	1
	633.KIWI	HP	655 104 316 524	090	1
	671.KIWI	HP	655 104 266 524	060	1
	642.KIWI	HP	655 104 107 524	050	1
	660.KIWI	HP	655 104 274 524	040	1

SHAPE	FIGURE	SHANK	REF	SIZE	PIECES
	**SD722F**	HP	805 104 304 514	160	1
	**SD716F**	HP	805 104 042 514	150	1
	SD735SF	HP	805 104 012 514	070	1
	**SD652RF**	HP	805 104 199 514	035	1
	SD638F	HP	805 104 110 514	025	1

Kit 1322

JOTA ZIRCONFLEX KIT

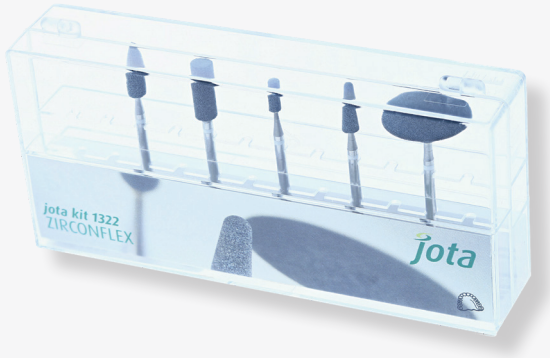

Das JOTA Zirconflex Kit bietet die optimale Lösung für die Bearbeitung aller Oberflächen von Zirkonoxid. Es ist keine Wasserkühlung erforderlich, der Wärmestau bleibt trotzdem minimal und ein materialschädigender Phasenübergang am Zirkonoxid kann sicher vermieden werden. Gleichzeitig bleiben die Material-eigenschaften erhalten, das Risiko für Mikrorisse ist auf ein Minimum reduziert.

The JOTA Zirconflex Kit offers the optimal solution for processing all surfaces of zirconium oxide. No water cooling is required, the heat build-up still remains minimal and a material-damaging phase transition on the zirconium oxide can be safely avoided. At the same time, the material properties are retained and the risk of microcracks is reduced to a minimum.

SHAPE	FIGURE	SHANK	REF	SIZE	PIECES
	SZ722	HP	655 104 304 526	180	1
	SZ652R	HP	655 104 199 526	035	1
	SZ732	HP	655 104 107 526	050	1
	SZ660	HP	655 104 274 526	040	1
	SZ638	HP	655 104 110 526	025	1

Kit 1358

JOTA ZIRKONPROFI KIT

Das Kit 1358 beinhaltet Instrumente für die Bearbeitung von Restaurationen aus Zirkonoxid. Diamantsteine sorgen für den groben Abtrag, Zirkonflex-Steine bilden die Basis für die Feinbearbeitung und Diamantpolierer glätten gesinterte Zirkonoxid-Restaurationen zur Perfektion.

The 1358 kit contains instruments for processing zirconia restorations. Diamond stones provide the coarse removal, Zirconflex stones form the basis for fine finishing and diamond polisher smoothen sintered zirconia restorations to perfection.

SHAPE	FIGURE	SHANK	REF	SIZE	PIECES
	**SZ722**	HP	655 104 304 526	180	1
	SZ652R	HP	655 104 199 526	035	1
	SZ660	HP	655 104 274 526	040	1
	SZ601	HP	655 104 001 526	035	1
	SD660F	HP	805 104 274 514	040	1
	**9804M**	HP	803 104 372 524	110	1

Kit 1460
ZIR-PREP KIT



Die JOTA Zir-Prep Diamanten mit speziellem Diamantkorn und optimierter Bindung sind auf die Bearbeitung von hochempfindlichem Zirkondioxid ausgelegt. Durch die Verwendung von mono-kristallinem Diamantkorn sind die Instrumente weniger aggressiv, sie sorgen für einen geringen Temperaturanstieg während der Präparation und halten die Rauheit der präparierten Oberflächen gering. Damit wird das Risiko von Mikro-Rissen im Zirkon signifikant reduziert.

The JOTA Zir-Prep diamonds with special diamond grit and optimized bond are designed for working on highly sensitive zirconia. By using mono-crystalline diamond grit, the instruments are less aggressive, and they ensure a low-temperature rise during preparation and keep the roughness of the prepared surfaces low. This significantly reduces the risk of micro-cracks in the zirconia.

NEW PRODUCT

Kit 1936
GREEN STATE REFINING

Play video



Defekte wie Risse und Mikrochips, die durch den Herstellungsprozess oder die Charakterisierung von Zirkoniumdioxid und Sintron entstehen, können durch anschließendes Sintern nicht beseitigt werden. Wir empfehlen daher eine Politur im grünen oder weißen Stadium. Das GREEN STATE REFINING KIT 1936 enthält Instrumente zum Trennen aus dem Block oder Blank, zum Schleifen der Kontaktpunkte, zum Texturieren der Oberflächen und PRE-SINTERPOL-Polierer für die Grün- oder Weiß-Politur.

Defects such as cracks and microchips formed due to the manufacturing process or characterization of zirconia and Sintron can not be eliminated by subsequent sintering. We, therefore, recommend green- or white-stage polishing. The 1936 GREEN STATE REFINING KIT contains instruments for cutting from the block or blank, grinding the contact points, texturing the surfaces, and PRE-SINTERPOL polishers for green or white stage polishing.

SHAPE	FIGURE	SHANK	REF	SIZE	PIECES
	Z801L	FG	806 314 697 324	014	1
	Z833	FG	806 314 277 324	023	1
	Z850	FG	806 314 198 324	018	1
	Z863	FG	806 314 250 324	012	1
	Z833F	FG	806 314 277 314	023	1
	Z850F	FG	806 314 198 314	018	1
	Z863F	FG	806 314 250 314	012	1

SHAPE	FIGURE	SHANK	REF	SIZE	PIECES
	**9840**	HP	803 104 543 503	140	1
	ZIR9972M	HP	658 104 275 423	100	1
	C31RL	HPL	500 105 143 007	010	1
	515L	HP	310 104 467 211	012	1
	863	HP	806 104 250 524	012	1
	882	HP	806 104 142 524	018	1

Kit 1434

JOTA ZIR GLOSS KIT



Mit dem Vorbereitungs- und Poliersystem des JOTA ZIR Gloss bieten wir ein präzis abgestimmtes System an, das alle Arbeitsschritte an Zirkonoxidrestaurationen abdeckt - von der Trennung der Restauration aus dem Blank bis zur Hochglanzpolitur. Der superschlanke Hartmetallschneider mit verlängertem Schaft ist perfekt geeignet, um die Restauration zu trennen, ohne dass die Gefahr entsteht, dass durch Reissen oder Klemmen Beschädigungen entstehen. Die speziell entwickelten zweistufigen Diamantpolierer werden durch den bewährten JOTA Zirconflex-Stein ergänzt, der zur Trockenbearbeitung von Zirkonoxid verwendet wird.

With the JOTA ZIR Gloss Kit, we offer a precisely coordinated system that covers all working steps on zirconia restorations - from separating the restoration from the blank to high-gloss polishing. The super-slim tungsten carbide cutter with an extended shaft is perfect for separating without the risk of damage caused by tearing or jamming. The specially developed two-stage diamond polishers are complemented by the proven JOTA Zirconflex stone, which is used for dry processing of zirconium oxide.

Kit 1446

ZIRCONIA POLISHING KIT

NEW PRODUCT



Play video

Das KIT 1446 enthält alle notwendigen Instrumente zum Polieren verschiedener Zirkonoxid-Restaurationen. Der JOTA Zirkonflex Stein unterstützt das Glätten, Anpassen und Texturieren aller Oberflächen. Mit dem zweistufigen Diamantpoliersystem ZIR GLOSS können alle Oberflächen auf Hochglanz poliert werden. Swivel-Instrumente passen sich flexibel an die jeweiligen Geometrien der Fissuren an. Wasserkühlung oder Polierpaste sind nicht notwendig das Glasieren entfällt ebenfalls.

KIT 1446 contains all the necessary instruments for polishing various zirconia restorations. The JOTA Zirconflex stone supports all surfaces' smoothing, adjusting, and texturing. With the two-stage diamond polishing system ZIR GLOSS, all surfaces can be polished to a high gloss. Swivel instruments flexibly adapt to the respective geometries of the fissures. Water cooling or polishing paste is unnecessary, and glazing is also not required.

SHAPE	FIGURE	SHANK	REF	SIZE	PIECES
	C31RL	HPL	500 105 143 007	010	1
	SZ652R	HP	655 104 199 526	035	1
	SZ715	HP	655 104 371 526	160	1
	**ZIR9868M**	HP	803 104 543 521	140	1
	**ZIR9868F**	HP	803 104 543 511	140	1
	ZIR9865M	HP	803 104 303 521	260	1
	**ZIR9865F**	HP	803 104 303 511	260	1

SHAPE	FIGURE	SHANK	REF	SIZE	PIECES
	SZ652R	HP	655 104 199 526	035	1
	SZ667	HP	655 104 257 526	035	1
	SZ732	HP	655 104 107 526	050	1
	**ZIR9868M**	HP	803 104 543 521	140	1
	**ZIR9868F**	HP	803 104 543 511	140	1
	ZIR9865M	HP	803 104 303 521	260	1
	**ZIR9865F**	HP	803 104 303 511	260	1

NEW PRODUCT

Kit 1452

LS- ZIR POLISHING LABORATORY

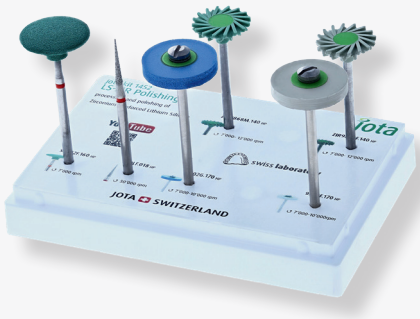

Play video

Das KIT 1452 enthält alle notwendigen Instrumente zum Konturieren, Finieren und Polieren von verschiedener zirkon-verstärkten Lithiumsilikat Restaurationen im Labor. Mit Diamantinstrumenten werden Suprakontaktpunkte bearbeitet, okklusale und vestibuläre Oberflächen charakterisiert und die Restauration vom Block getrennt. Der grüne Stein Diamond Stone ist für das grobe Beschleifen der Verbindungskontakte vorgesehen. Zusätzlich enthält das Kit Vorpolierer und Hochglanzpolierer, die hochglänzenden Ergebnisse liefern und ohne Polierpaste verwendet werden können.

KIT 1452 contains all the necessary instruments for contouring, finishing, and polishing zirconium-reinforced lithium silicate restorations in the laboratory. Diamond instruments are used to finish supra-contact points, characterize occlusal and vestibular surfaces, and separate the crowns from the block. The green Diamond Stone is intended for rough grinding of the bonding contacts. In addition, the kit contains pre-polishers and high-gloss polishers that provide high-gloss results and can be used without polishing paste.

Kit 1433

JOTA LS GLOSS LABOR



Play video

Das Jota LS Gloss Labor Kit ist ein gezielt abgestimmtes Bearbeitungs- und Poliersystem für Lithiumdisilikat, welches alle Arbeitsschritte vom Abtrennen der Restauration bis hin zur Hochglanzpolitur abdeckt. Die speziell entwickelten, zweistufigen Diamantpolierer werden durch die bewährten Jota Diamant Steine und passende Diamantinstrumente ergänzt. Mit dem LS Gloss Poliersystem wird ein perfekter Hochglanz in nur zwei Polierschritten erreicht, ein Glasurbrand ist damit nicht mehr erforderlich.

The Jota LS Gloss Laboratory Kit is a precisely coordinated processing and polishing system for lithium disilicate, which covers all working steps from cutting off the restoration to high-gloss polishing. The specially developed two-stage diamond polishers are complemented by the proven Jota diamond stones and matching diamond instruments. With the LS Gloss polishing system, a perfect high gloss is achieved in just two polishing steps, eliminating the need for the glaze firing.

SHAPE	FIGURE	SHANK	REF	SIZE	PIECES
	859LF	HP	806 104 167 514	018	1
	SD722F	HP	805 104 304 514	160	1
	**ZIR9868M**	HP	803 104 543 521	140	1
	**ZIR9868F**	HP	803 104 543 511	140	1
	**9802G**	HP	803 104 372 534	170	1
	**9802F**	HP	803 104 372 514	170	1

SHAPE	FIGURE	SHANK	REF	SIZE	PIECES
	849	HP	806 104 197 524	014	1
	SD652RF	HP	805 104 199 514	035	1
	**SD716F**	HP	805 104 042 514	150	1
	**932D**	HP	806 104 350 524	220	1
	**LS9878M**	HP	803 104 543 522	140	1
	**LS9878F**	HP	803 104 543 512	140	1
	**LS9875M**	HP	803 104 303 522	260	1
	**LS9875F**	HP	803 104 303 512	260	1

NEW PRODUCT

Kit 1413

ALL CERAMIC PROFI KIT



QR-Code scannen und Anwendungsfilme ansehen:

Scan and watch application movies:

Einführungsfilm
Introduction movie

Ein universelles Kit für die Arbeit mit allen Arten von Keramik. Speziell ausgewählte Instrumente, mit denen Sie alle Keramiken und Kompositen bearbeiten: Trennen, Schleifen und Hoch-glanzpolieren. Erleben Sie mit diesem Set eine deutliche Erleichterung und Zeitersparnis in Ihrer täglichen Arbeit. Detaillierte Anweisungen zur Reihenfolge der Instrumente für verschiedene Keramikarten finden Sie über ein Video auf unserem YouTube-Kanal oder im Spot.

A universal kit for working with all types of ceramics. Specially selected instruments to work with all ceramics and composites: detaching, grinding, and high-gloss polishing. Experience significant relief and time-saving in your daily work with this set. Detailed instructions on the sequence of instruments for different types of ceramics can be found via videos on our YouTube channel.

Zirconiumoxid
zirconium oxide

zirkoniumdioxidverstärktes Lithiumsilikat
zirconia reinforced lithium silicate

Lithiumdisilikat
lithium disilicate

leuzitverstärkt Glaskeramik
leucite reinforced glass-ceramic

Feldspatkeramik
feldspar ceramic

Komposit und Hybridkeramik
composite and hybrid ceramic

SHAPE	FIGURE	SHANK	REF	SIZE	PIECES
	859F	HP	806 104 166 514	018	1
	830F	HP	806 104 257 514	023	1
	SZ652R	HP	655 104 199 526	035	1
	SZ722	HP	655 104 304 526	180	1
	SD716F	HP	805 104 042 514	150	1
	932D	HP	806 104 350 524	220	1
	ZIR9868M	HP	803 104 543 521	140	1
	9805M	HP	803 104 543 524	140	1

SHAPE	FIGURE	SHANK	REF	SIZE	PIECES
	9805F	HP	803 104 543 514	140	1
	9801G	HP	803 104 303 534	260	1
	9801M	HP	803 104 303 524	260	1
	9801F	HP	803 104 303 514	260	1

KUNSTSTOFFBEARBEITUNG
PLASTICS PROCESSING

NEW PRODUCT

Kit 1451
HYBRIDE CERAMICS / COMPOSITE PROCESSING

Play video



Das Kit 1451 enthält feinkörnige Diamantinstrumente zum Trennen und Konturieren von Restaurationen, Arkansas Steine zum Schleifen und für Feinarbeiten. Ein zweistufiges Swivel-Poliersystem rundet dieses Kit ab.

Kit 1451 contains fine-grained diamond instruments for cutting and contouring restorations, Arkansas stones for grinding and fine work. A two-stage Swivel polishing system completes this kit.

NEW PRODUCT

Kit 1888
KIT DIGITAL DENTURE

Play video

Die modernen Technologien bei der Herstellung von herausnehmbaren Prothesen unter Verwendung von Computerdesign erfordern passende Techniken für die Nachbearbeitung. Das Digital Denture Kit 1888 ermöglicht das Bearbeiten, Trennen und Polieren von CAD-CAM und 3D gefertigtem Zahnersatz aus verstärktem PMMA, PMMA, Komposit und Bis-Acryl.

Modern technologies in the manufacture of removable dentures using computer design require appropriate techniques for finishing and polishing. Digital Denture Kit 1888 allows to process, separate, and polish of the CAD-CAM and 3D manufactured dentures made of reinforced PMMA, PMMA, composite, and bis-acryl.

SHAPE	FIGURE	SHANK	REF	SIZE	PIECES
	859F	HP	806 104 166 514	018	1
	882F	HP	806 104 142 514	018	1
	732.WHI	HP	635 104 107 524	050	1
	733.WHI	HP	635 104 173 524	035	1
	**9160**	HP	652 104 546 503	140	1
	**9840**	HP	803 104 543 503	140	1

SHAPE	FIGURE	SHANK	REF	SIZE	PIECES
	C71	HP	500 104 001 175	010	1
	CX251F	HP	500 104 274 140	060	1
	C515	HP	500 104 467 211	023	1
	915DF	HP	806 104 355 514	190	1
	9572G	HP	658 104 275 533	100	1
	**9840**	HP	803 104 543 503	260	1
	1121	HP	090 104 543 000	210	1
	1163	HP	960 104 045 000	220	1

Kit 1427

JOTA DENTURE BASE KIT

Das Kit 1427 enthält Hartmetallfräsen für die Grob- und Feinbearbeitung der Basis für Acrylprothesen und unterstützen das Ausarbeiten von Hinterschneidungen und das Detaillieren von Acrylzähnen.

Kit 1427 contains carbide burs for roughing and finishing the base of acrylic dentures and assist in finishing undercuts and detailing acrylic teeth.

Kit 1401

JOTA DENTURE POLISHING KIT

Das Denture Polishing Kit bietet ein umfassendes Sortiment von Instrumenten für die systematische und einfache Politur von Acrylprothesen und Prothesenzähnen. Für beste Ergebnisse sollte das Kit 1401 mit der Hochglanzemulsion von Jota mit der Artikel Nummer 1550 kombiniert werden.

The Denture Polishing Kit offers comprehensive instruments for systematic and easy polishing acrylic dentures and denture teeth. For best results, Kit 1401 should be combined with Jota's High Gloss Emulsion, item number 1550.

SHAPE	FIGURE	SHANK	REF	SIZE	PIECES
	CX251G	HP	500 104 274 220	060	1
	CX251	HP	500 104 274 190	060	1
	CX77	HP	500 104 237 190	060	1
	CX138	HP	500 104 198 190	023	1
	**C71**	HP	500 104 001 175	010	1
	CX251F	HP	500 104 274 140	040	1
	C2	HP	500 104 010 001	010	1

SHAPE	FIGURE	SHANK	REF	SIZE	PIECES
	1166	HP	950 104 549 000	220	1
	1121	HP	090 104 543 000	210	1
	**1170**	HP	623 104 543 533	190	1
	9108G	HP	658 900 133 533	060	1
	9574G	HP	658 104 243 533	055	1
	9571G	HP	658 104 300 533	100	1
	1147M	HP	030 104 045 003	250	1
	1147F	HP	030 104 045 001	250	1

Kit 1877

JOTA DENTURE POLISH

Play video

Das Dentur Polish Kit 1877 ist ein praktisches Poliersystem für alle Arten von Acryloberflächen: einfach zu bedienen, schnell und mit hervorragenden Ergebnissen. Das Kit besteht aus einem 3-Stufen-Poliersystem und ergänzenden Bürsten. Für beste Ergebnisse sollte das Kit 1877 mit der Hochglanzemulsion von Jota mit der Artikel Nummer 1550 kombiniert werden.

The Dentur Polish Kit 1877 is a practical polishing system for all types of acrylic dentures: easy to use, fast and with excellent results. The kit consists of a 3-step polishing system and complementary brushes. For best results, the Kit 1877 should be combined with Jota's high gloss emulsion with article number 1550.

NEW PRODUCT

Kit 1833

KIT B.E.F

acc. Dr. Milko Villarroel

Play video



Dieses Kit wurde gemeinsam mit dem Opinion Leader Dr. Milko Villarroel entwickelt. Durch 3 einfache Schritte können Sie die gewünschten Ergebnisse in PMMA oder Bis-Acryl erzielen. Ein feinschneidiges Hartmetallinstrument wird verwendet, um grössere Überschüsse zu entfernen und eine ordnungsgemässe Randanpassung zu gestalten. Die superflexible Diamantscheibe ist einseitig belegt und wird zum Separieren und zum Individualisieren von Elementen verwendet. Universal Polierer und imprägnierte Bürste sind für die Vor-Politur, eine weiche Ziegenhaarbürste und eine feine Stoffscheibe sorgen zusammen mit Polierpaste für die perfekte Politur.

This kit was developed together with opinion leader Dr. Milko Villarroel. By following three simple steps, you can achieve the desired results in PMMA or Bis-Acrylic. A fine-cut tungsten carbide instrument removes more significant excesses and designs a proper margin fit. The super-flexible diamond disc is coated on one side and used to separate and customize elements. Universal polisher and impregnated brush are used for pre-polishing. A soft goat hairbrush and a fine fabric disc together with polishing paste provide the perfect polishing.

SHAPE	FIGURE	SHANK	REF	SIZE	PIECES
	9572G	HP	658 104 275 533	100	1
	9574G	HP	658 104 243 533	055	1
	9572M	HP	658 104 275 523	100	1
	9574M	HP	658 104 243 523	055	1
	9572F	HP	658 104 275 513	100	1
	9574F	HP	658 104 243 513	055	1
	1170	HP	623 104 543 533	190	1
	1164	HP	080 104 045 004	240	1

SHAPE	FIGURE	SHANK	REF	SIZE	PIECES
	CX78MF	HP	500 104 257 140	023	1
	915DF	HP	806 104 355 514	100	1
	1121	HP	090 104 543 000	210	1
	1163	HP	960 104 045 000	220	1
	**1170**	HP	623 104 543 533	190	1
	9108G	HP	658 900 133 533	060	1

NEW PRODUCT

Kit 1840

PROVISIONAL ADJUSTMENT AND POLISHING

Play video

JOTA Kit 1840 wurde zur Verarbeitung und zum Polieren von Provisorien entwickelt.

JOTA Kit 1840 is designed for processing and polishing temporaries.

NEW PRODUCT

Kit 1445

PEEK PROFI

Play video



Das Kit enthält die notwendigen Instrumente zum Anpassen, Schleifen und Polieren von Kunststoffrestaurationen aus Hochleistungspolymeren wie PEEK/PEKK/PAEK. Diese Hochleistungspolymere haben hat sich als beliebtes Gerüstmaterial, insbesondere für Suprastrukturen, in der Prothetik etabliert. Das Material kann gefräst und gepresst werden und wird dann mit dem Peek Profi Set 1445 feinbearbeitet und poliert.

The kit contains the necessary instruments for fitting, grinding, and polishing resin restorations made of high-performance polymers such as PEEK/PEKK/PAEK. In prosthetics, these high-performance polymers have been established as a popular framework material, especially for superstructures. The material can be milled and pressed and is then fine-machined and polished with the Peek Profi Set 1445.

SHAPE	FIGURE	SHANK	REF	SIZE	PIECES
	733.PNK	HP	625 104 173 523	035	1
	9571G	HP	658 104 300 533	100	1
	9571M	HP	658 104 300 523	100	1
	9571F	HP	658 104 300 513	100	1
	1170	HP	623 104 543 533	190	1
	1121	HP	090 104 543 000	210	1

SHAPE	FIGURE	SHANK	REF	SIZE	PIECES
	CQ79F	HP	500 104 194 134	040	1
	CX488F	HP	500 104 184 140	016	1
	**732.PNK**	HP	625 104 107 523	050	1
	9574M	HP	658 104 243 523	055	1
	**9805F**	HP	803 104 543 514	140	1

NEW PRODUCT

Kit 1560
HARD SPLINT KIT

Play video



HARD SPLINT KIT – Präzision und Effizienz für harte Schienen
Das HARD SPLINT KIT bietet Dentalfachkräften eine optimal abgestimmte Auswahl an Instrumenten zur präzisen Bearbeitung Tiefziehschienen. Von der ersten Trennung der Überschussfolie bis zur finalen Glanzpolitur – dieses Set ermöglicht eine effiziente Verarbeitung mit herausragender Oberflächenqualität.

HARD SPLINT KIT – Precision and Efficiency for Hard Splints
The HARD SPLINT KIT provides dental professionals with a perfectly matched selection of instruments for the precise processing of thermoformed splints. From the initial trimming of excess foil to the final high-gloss polish, this set ensures efficient processing with outstanding surface quality.

SHAPE	FIGURE	SHANK	REF	SIZE	PIECES
	C515	HP	500 104 467 211	023	1
	C251QX	HP	500 104 274 160	060	1
	**9607M**	UM	658 900 303 525	220	1
	303	HP	312 104 603 391	050	1
	1147MS	HP	030 104 045 002	250	1
	1123	HP	100 104 543 001	210	1

NEW PRODUCT

Kit 1561
SOFT SPLINT KIT

Play video



SOFT SPLINT KIT – Präzision und Effizienz für weichbleibende Schienen
Mit dem SOFT SPLINT KIT steht Dentalfachkräften eine ideal abgestimmte Zusammenstellung von Instrumenten zur Verfügung, die für die präzise Bearbeitung Tiefziehschienen entwickelt wurde. Die Instrumente sind darauf ausgelegt, eine mühelose, exakte Anpassung zu ermöglichen und gewährleisten eine optimale Oberflächenqualität. Sie unterstützen sämtliche Arbeitsschritte – von der groben Vorbearbeitung bis hin zur feinsten Detailausarbeitung.

SOFT SPLINT KIT – Precision and Efficiency for Soft Splints
The SOFT SPLINT KIT provides dental professionals with a perfectly matched selection of instruments specifically designed for the precise processing of thermoplastic splints. These instruments ensure effortless and accurate adjustments while providing optimal surface quality. They support all processing steps – from coarse pre-finishing to the finest detailing.

SHAPE	FIGURE	SHANK	REF	SIZE	PIECES
	C515	HP	500 104 467 211	023	1
	CX251F	HP	500 104 274 140	060	1
	**B751.BLU**	HP	635 104 273 534	100	1
	9574F	HP	658 104 243 513	055	1

METALLBEARBEITUNG
METAL PROCESSING

NEW PRODUCT

Kit 1920
METAL FINISHING KIT



Play video

Das Kit 1920 enthält Instrumente, die für die Grob- und Feinverarbeitung von Restaurationen aus Nichtedelmetallen erforderlich sind. Neben Hartmetallfräsern enthält das Kit einen Schleifstein für Metalle, der eine Vorverarbeitung ermöglicht. Zum Polieren grösserer Flächen ist ein 2-stufiges Poliersystem in Radform ergänzt und die Politur von Okklusalflächen und kleinere Oberflächen wird durch flammenförmige Polierköpfe unterstützt.

The 1920 kit contains instruments required for the rough and fine processing of non-precious metal restorations. In addition to tungsten carbide burs, the kit includes a grinding stone for metals that enables pre-processing. A 2-stage polishing system in wheel form is added for polishing larger surfaces, and flame-shaped polishing heads support the polishing of occlusal surfaces and smaller surfaces.

SHAPE	FIGURE	SHANK	REF	SIZE	PIECES
	CX23MF	HP	500 104 196 140	014	1
	CX79	HP	500 104 194 190	040	1
	K+M731.BLU	HP	635 104 107 523	065	1
	9315M	HP	653 104 244 524	055	1
	9315F	HP	653 104 244 513	055	1
	303	HP	312 104 603 391	050	2
	**9301M**	UM	653 900 372 524	220	1
	**9301F**	UM	653 900 372 513	220	1

NEW PRODUCT

Kit 1916
BLUEVORTEX KIT

Das Kit besteht aus Instrumenten, die speziell für die Bearbeitung und das Polieren von Titanrestaurationen und Titanabutments entwickelt wurden. Die blaue Farbe der Instrumente erleichtert das Unterscheiden von anderen Metallpolieren. Ihre Restaurationen lasen sich mühelos auf Hochglanz polieren.

The kit consists of instruments specially designed for processing and polishing titanium restorations and titanium abutments. The blue color of the instruments makes it easy to distinguish them from other metal polishes. Your restorations can be polished to a high gloss with ease.

SHAPE	FIGURE	SHANK	REF	SIZE	PIECES
	C79SGT	HP	500 104 194 226	040	1
	C79FT	HP	500 104 194 142	040	1
	K+M731.BLU	HP	635 104 107 523	065	1
	301L	HP	312 104 610 415	050	2
	303	HP	312 104 603 391	050	2
	9669M	UM	653 900 114 525	060	1
	9669F	UM	653 900 114 515	060	1
	**9668M**	UM	653 900 372 525	220	1
	**9668F**	UM	653 900 372 515	220	1

BOHRERSTÄNDER FÜR DAS ZAHNLABOR
BUR BLOCKS FOR DENTAL LABORATORIES

PS36-HP
36 x HP



Dimensions (LxHxW)	90x20x90 mm

BS58-LAB
58 x HP

Dimensions (LxHxW)	140x115x85 mm

BS23-HP
23 x HP

autoklavierbar | **autoclavable**

Dimensions (LxHxW)	100x68x39,5 mm
APPLICATION & HYGIENE	*

* Materialeignung der eingesetzten Mittel beachten (ph-Wert neutral, Eignung für AI)
Observe suitability of the material for means used (ph value, suitability for AI)
Tenir compte de l'adéquation des matériaux des produits utilisés (valeur pH neutre, adéquation pour AI)
Es preciso tener en cuenta la idoneidad para el material del producto utilizado (valor pH neutro, adecuado para AI)

Anhang / Index

Appendix / Index | Annex / Index | Apéndice / índice



DREHZAHLEMPFEHLUNG
RECOMMENDED SPEED

DE	Hierbei handelt es sich um generelle Richtdrehzahlen, spezifisch empfohlene Drehzahlen befinden sich bei den produktbezogenen Informationen. Die Überschreitung der aufgeführten Drehzahlen kann zu einer Beeinträchtigung der Leistungsfähigkeit der Produkte und/oder zu einer Gefährdung des Patienten bzw. Anwenders führen. Die Auswahl der Arbeitsdrehzahl für einen konkreten Anwendungsfall richtet sich insbesondere auch nach dem jeweils zu bearbeitenden Material, dem verwendeten Instrumentenantrieb sowie den maximalen Anpresskräften und liegt im Ermessen des Anwenders.
EN	The recommended speed are a indicative value, you can find the specific recommended speed in the productrelated information. To over exceed the given rotation speed can lead to impairment of the efficiency of the products and/or be of danger for the patient as well as the user. The choice of the working speed for a specific application case is determined by the material subsequently to be used, the instrument power, and the maximal down force pressure ultimately decided upon by the user.
FR	Il s'agit ici de vitesses de rotation indicatives générales, vous trouverez les vitesses de rotation recommandées spécifiques dans les informations relatives au produit. Le dépassement des vitesses de rotation indiquées peut nuire aux performances des produits et/ou mettre en danger le patient ainsi que l'utilisateur. Le choix de la vitesse de rotation de travail pour un cas concret dépend également du matériau à travailler, du dispositif d'entraînement de l'instrument utilisé ainsi que des forces de pression maximales et relève de l'appréciation de l'utilisateur.
ES	Las revoluciones recomendadas orientativa en cada caso es un valor teórico, las velocidades orientativas recomendadas se encuentran en los folletos informativos de los productos. Revoluciones superiores a los limites recomendados pueden perjudicar la eficaz de los instrumentos y/o llevar a daños al paciente respectivamente al usuario. La velocidad de trabajo para una aplicación concreta depende también del material que se elabora, de la pieza de mano que se usa así como de la máxima presión de trabajo y del critério del profesional.

	Mund-, Kiefer & Gesichtschirurgie		
DE	**Handstück HP**	**Winkelstück RA**	**Turbine FG**
	› empfohlen 6'000 - 10'000 min^{-1} › maximal 40'000 - 50'000 min^{-1}	› empfohlen 6'000 - 10'000 min^{-1} › maximal 40'000 - 50'000 min^{-1}	› empfohlen 80'000 min^{-1} › maximal 100'000 - 120'000 min^{-1}
	Oral & Maxillofacial Surgery		
EN	**Handpiece HP**	**Right Angle RA**	**Friction Grip FG**
	› recom. 6'000 - 10'000 min^{-1} › max. 40'000 - 50'000 min^{-1}	› recom. 6'000 - 10'000 min^{-1} › max. 40'000 - 50'000 min^{-1}	› recom. 80'000 min^{-1} › max. 100'000 - 120'000 min^{-1}
	Chirurgie maxillofaciale		
FR	**Pièce a main HP**	**Contre-Angles RA**	**Turbine FG**
	› recom. 6'000 - 10'000 min^{-1} › max. 40'000 - 50'000 min^{-1}	› recom. 6'000 - 10'000 min^{-1} › max. 40'000 - 50'000 min^{-1}	› recom. 80'000 min^{-1} › max. 100'000 - 120'000 min^{-1}
	Cirugia buco-maxilo-facial		
ES	**Pieza de mano HP**	**Contraángulo RA**	**Turbina FG**
	› recom. 6'000 - 10'000 min^{-1} › máximo 40'000 - 50'000 min^{-1}	› recom. 6'000 - 10'000 min^{-1} › máximo 40'000 - 50'000 min^{-1}	› recom. 80'000 min^{-1} › máximo 100'000 - 120'000 min^{-1}

Drehzahl für Diamantinstrumente mit FG-Schaft
Rotating speed for diamond instruments with FG-Shank
Vitesse de rotation pour les instruments diamantés avec tige FG
Velocidades de giro para Instrumentos de Diamante con mandril FG

Arbeitsteildurchmesser Working part diameter Diamètre de la partie travaillante Diámetro del extremo activo	Empfohlene Drehzahl in min^{-1} Recommended speed in rpm Vitesse de rotation recommandée en min^{-1} Velocidad recomendada en rpm	Maximale Drehzahl in min^{-1} Maximum speed in rpm Vitesse maximale en min^{-1} Velocidad máxima en rpm
005 - 014	300.000	450.000
015 - 016	280.000	450.000
017 - 018	250.000	450.000
020 - 021	210.000	400.000
022 - 023	190.000	400.000
024 - 025	180.000	350.000
026 - 027	160.000	350.000
028 - 029	150.000	350.000
030 - 031	150.000	300.000
032 - 033	120.000	300.000
034 - 035	120.000	250.000
036 - 040	100.000	250.000
041 - 050	80.000	150.000
051 - 080	60.000	150.000

Finieren (Hartmetall- & Diamantinstrumente)
Finishing (Tungsten carbide & Diamond instruments)
Finir (instruments en carbure de tungstène et diamant)
Acabado (instrumentos de carburo de tungsteno y diamante)

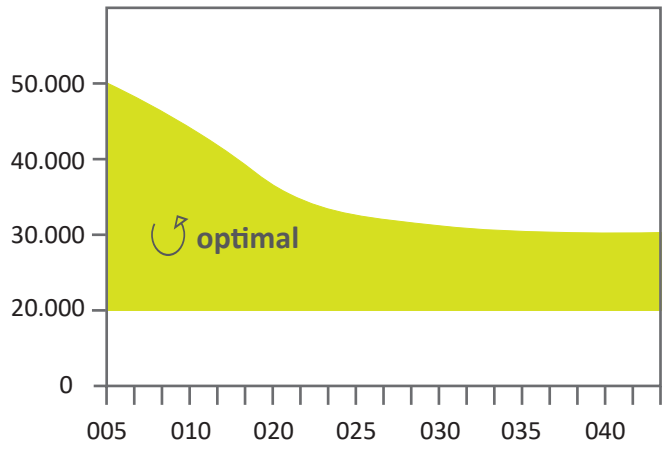

Drehzahl für Hartmetallinstrumente mit FG-Schaft
Rotating speed for tungsten carbide instruments with FG-Shank
Vitesse de rotation pour les instruments en carbure de tungstène avec tige FG
Velocidades de giro para Instrumentos de carburo tungsteno con mandril FG

Arbeitsteildurchmesser Working part diameter Diamètre de la partie travaillante Diámetro del extremo activo	Empfohlene Drehzahl in min^{-1} Recommended speed in rpm Vitesse de rotation recommandée en min^{-1} Velocidad recomendada en rpm	Maximale Drehzahl in min^{-1} Maximum speed in rpm Vitesse maximale en min^{-1} Velocidad máxima en rpm
005 - 012	45.000	300.000
013 - 014	20.000	300.000
015 - 016	20.000	280.000
017 - 018	20.000	250.000
020 - 021	20.000	210.000
022 - 023	20.000	190.000
024 - 025	20.000	180.000
026 - 027	15.000	160.000
028 - 031	15.000	150.000
032 - 037	15.000	120.000
039 - 042	15.000	100.000
043 - 055	10.000	80.000
056 - 070	7.000	60.000
071 - 080	5.000	50.000
081 - 095	5.000	45.000

Kronentrennen und Präparieren (Hartmetallinstrumente)
Crown cutting and preparation (carbide instruments)
Coupe et préparation des couronnes (instruments en carbure)
Corte y preparación de coronas (instrumentos de carburo)

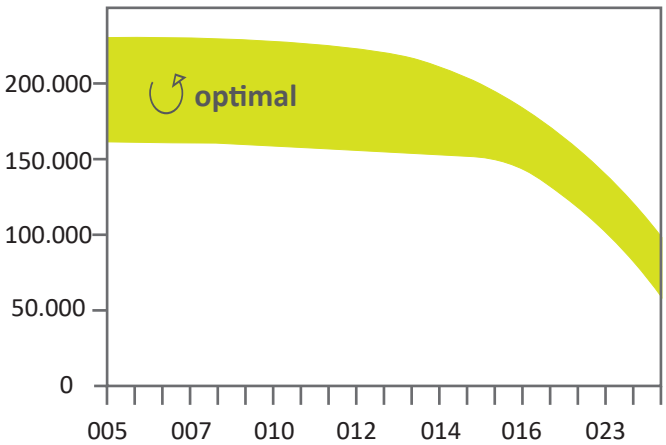

Exkavieren (Hartmetall- & Stahlinstrumente)
Excavating (Tungsten carbide & Steel instruments)
Excavation (carbure de tungstène et instruments en acier)
Excavación (instrumentos de carburo de tungsteno y acero)

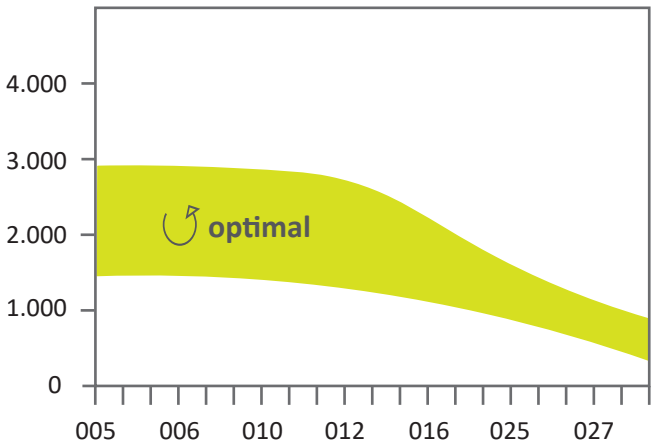

Drehzahl für Diamant/ Hartmetallinstrumente mit RA und HP-Schaft
Rotating speed for diamond/ carbide Instruments with RA and HP-Shank
Vitesse de rotation pour les Instruments diamantés/en carbure avec tige RA et HP
Velocidades de giro para Instrumentos de diamante/carburo con mandril RA y HP

Arbeitsteildurchmesser Working part diameter Diamètre de la partie travaillante Diámetro del extremo activo	Empfohlene Drehzahl in min^{-1} Recommended speed in rpm Vitesse de rotation recommandée en min^{-1} Velocidad recomendada en rpm	Maximale Drehzahl in min^{-1} Maximum speed in rpm Vitesse maximale en min^{-1} Velocidad máxima en rpm
005 - 012	45.000	50.000
013 - 025	20.000	50.000
026 - 045	15.000	50.000
046 - 047	10.000	45.000
048 - 050	10.000	40.000
051 - 060	10.000	35.000
061 - 070	7.000	30.000
071 - 090	5.000	25.000
091 - 110	4.000	20.000
111 - 120	3.000	18.000
121 - 140	3.000	16.000
141 - 160	2.000	14.000
161 - 190	2.000	12.000
191 - 220	1.800	10.000
221 - 300	1.800	10.000

Drehzahl für Stahlinstrumente mit FG-Schaft
Rotating speed for steel instruments with FG-Shank
Vitesse de rotation pour les instruments en acier avec tige FG
Velocidades de giro para Instrumentos instrumentos de acero con mandril FG

Arbeitsteildurchmesser Working part diameter Diamètre de la partie travaillante Diámetro del extremo activo	Empfohlene Drehzahl in min^{-1} Recommended speed in rpm Vitesse de rotation recommandée en min^{-1} Velocidad recomendada en rpm	Maximale Drehzahl in min^{-1} Maximum speed in rpm Vitesse maximale en min^{-1} Velocidad máxima en rpm
005 - 008	50.000 - 80.000	200.000
009 - 012	30.000 - 50.000	200.000
014 - 018	15.000 - 25.000	200.000
019 - 027	12.000 - 22.000	200.000
028 - 031	10.000 - 15.000	200.000
032 - 039	5.000 - 8.000	200.000
040 - 060	1.000 - 5.000	200.000

Drehzahl für Stahlinstrumente mit RA und HP-Schaft
Rotating speed for steel instruments with RA and HP-Shank
Vitesse de rotation pour les instruments en acier avec tige RA et HP
Velocidades de giro para Instrumentos instrumentos de acero con mandril RA y HP

Arbeitsteildurchmesser Working part diameter Diamètre de la partie travaillante Diámetro del extremo activo	Empfohlene Drehzahl in min^{-1} Recommended speed in rpm Vitesse de rotation recommandée en min^{-1} Velocidad recomendada en rpm	Maximale Drehzahl in min^{-1} Maximum speed in rpm Vitesse maximale en min^{-1} Velocidad máxima en rpm
005 - 014	30.000 - 40.000	50.000
015 - 016	20.000 - 35.000	50.000
017 - 018	20.000 - 35.000	45.000
019 - 020	20.000 - 35.000	45.000
021	12.000 - 20.000	40.000
022 - 023	12.000 - 20.000	35.000
024 - 027	12.000 - 20.000	30.000
028 - 033	12.000 - 20.000	25.000
034 - 042	12.000 - 20.000	20.000
043 - 047	8.000 - 11.000	18.000
048 - 055	8.000 - 11.000	15.000
056 - 065	8.000 - 11.000	12.000
066 - 085	8.000	10.000
086 - 100	5.000 - 6.500	8.000
101 - 120	5.000	7.000
121 - 140	4.000	6.000
141 - 160	3.000	5.000
161 - 200	3.000	4.000
201 - 220	2.000	3.500

Drehzahl für Schleifkörper mit HP-Schaft
Rotating speed for abrasives with HP-Shank
Vitesse de rotation pour les abrasifs avec tige HP
Velocidad de rotación de los abrasivos con mandril HP

Arbeitsteildurchmesser Working part diameter Diamètre de la partie travaillante Diámetro del extremo activo	Empfohlene Drehzahl in min^{-1} Recommended speed in rpm Vitesse de rotation recommandée en min^{-1} Velocidad recomendada en rpm	Maximale Drehzahl in min^{-1} Maximum speed in rpm Vitesse maximale en min^{-1} Velocidad máxima en rpm
020 - 085	15.000 - 20.000	30.000
086 - 120	12.000 - 15.000	20.000
121 - 170	8.000 - 10.000	12.000
171 - 220	5.000 - 6.000	8.000

Drehzahl für Schleifkörper mit RA-Schaft
Rotating speed for abrasives with RA-Shank
Vitesse de rotation pour les abrasifs avec tige RA
Velocidad de rotación de los abrasivos con mandril RA

Arbeitsteildurchmesser Working part diameter Diamètre de la partie travaillante Diámetro del extremo activo	Empfohlene Drehzahl in min^{-1} Recommended speed in rpm Vitesse de rotation recommandée en min^{-1} Velocidad recomendada en rpm	Maximale Drehzahl in min^{-1} Maximum speed in rpm Vitesse maximale en min^{-1} Velocidad máxima en rpm
025 - 065	15.000 - 25.000	30.000

Drehzahl für Schleifkörper mit FG-Schaft
Rotating speed for abrasives with FG-Shank
Vitesse de rotation pour les abrasifs avec tige FG
Velocidad de rotación de los abrasivos con mandril FG

Arbeitsteildurchmesser Working part diameter Diamètre de la partie travaillante Diámetro del extremo activo	Empfohlene Drehzahl in min^{-1} Recommended speed in rpm Vitesse de rotation recommandée en min^{-1} Velocidad recomendada en rpm	Maximale Drehzahl in min^{-1} Maximum speed in rpm Vitesse maximale en min^{-1} Velocidad máxima en rpm
025 - 030	80.000 - 100.000	120.000

Drehzahlen für Diamantscheiben mit HP-Schaft
Rotating speed for diamond discs with HP-Shank
Vitesse de rotation des disques diamantés avec tige HP
Velocidad de rotación de los discos de diamante con mandril HP

Arbeitsteildurchmesser Working part diameter Diamètre de la partie travaillante Diámetro del extremo activo	Empfohlene Drehzahl in min^{-1} Recommended speed in rpm Vitesse de rotation recommandée en min^{-1} Velocidad recomendada en rpm	Maximale Drehzahl in min^{-1} Maximum speed in rpm Vitesse maximale en min^{-1} Velocidad máxima en rpm
050 - 080	30.000	40.000
081 - 170	25.000	30.000
171 - 210	20.000	25.000
211 - 290	15.000	20.000
291 - 390	10.000	15.000
391 - 480	7.000	15.000

Drehzahlen für Trennscheiben mit HP-Schaft
Rotating speed for cut-off wheels with HP-Shank
Vitesse de rotation des disques à couper avec tige HP
Velocidad de rotación de los discos de corte con mandril HP

Arbeitsteildurchmesser Working part diameter Diamètre de la partie travaillante Diámetro del extremo activo	Empfohlene Drehzahl in min^{-1} Recommended speed in rpm Vitesse de rotation recommandée en min^{-1} Velocidad recomendada en rpm	Maximale Drehzahl in min^{-1} Maximum speed in rpm Vitesse maximale en min^{-1} Velocidad máxima en rpm
100 - 400	15.000 - 20.000	20.000

Polierer (RA & HP Schaft)
Polishers (RA & HP Shank)
Polissoirs (tige RA et HP)
Pulidoras (RA y HP Shank)

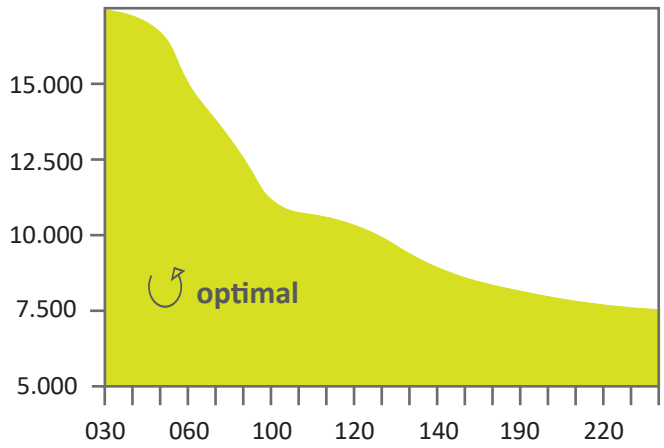

HINWEISE ZUR WIEDERAUFBEREITUNG & ALLGEMEINE ANWENDUNGS- UND SICHERHEITSHINWEISE

INSTRUCTIONS FOR PROCESING & GENERAL APPLICATION AND SAFETY INSTRUCTIONS

Instructions for the processing
(Cleaning, disinfection, and sterilization)
of instruments from Jota AG
Issued: January 2025

The medical devices produced and sold by Jota AG are re-usable unless their label contains explicit information to the contrary. However, as a rule, it is the sole responsibility of the doctor/expert using the devices to decide whether, depending on the respective case and the potential wear and tear of the products, he can re-use the products and how frequently he uses them. In case of doubt, it is always advisable to discard the products early and to replace them. The manufacturer Jota AG cannot guarantee the faultless function and performance of the products combined with a maximum degree of safety if the products are overused. These reprocessing instructions apply in principle to all medical devices making up the product range supplied by Jota AG. Any particular features and/or exclusions that only concern individual items or groups of items are referred to separately.

Fundamental points

All instruments are classified as semi-critical instruments and are to be cleaned, disinfected, and sterilized prior to each application; this is required as well for the first use after delivery of the unsterile instruments (cleaning and disinfection after removal of the protective packaging, sterilization after packaging). An effective cleaning and disinfection are indispensable requirements for an effective sterilization of the instruments.

You are responsible for the sterility of the instruments. Therefore, please ensure that only sufficiently device and product specifically validated procedures will be used for cleaning, disinfection, and sterilization, that the used devices (WD, sterilizer) will be maintained and checked regularly, as well as that the validated parameters will be applied for each cycle.

Please pay attention to avoid a higher contamination of the complete bur block during application; otherwise, it is necessary to clean and disinfect the bur block as well as all instruments inside (after removal).

Additionally, please pay attention to the legal provisions valid for your country as well as to the hygienic instructions of the doctor´s practice or of the hospital. This applies particularly to the different guidelines regarding the inactivation of prions (not relevant for USA). It also refers to country specific specification of workplaces for cleaning and disinfection.

Some instruments require additional aspects. For this, pay attention-on to chapter "Attachment A: Specific aspects".

Cleaning and disinfecting

Basic:
If possible, an automated procedure (WD (Washer-Disinfector)) should be used for cleaning and disinfection of the instruments. A manual procedure – even in case of application of an ultrasonic bath – should only be used if an automated procedure is not available; in this case, the significantly lower efficiency and reproducibility of a manual procedure has to be considered. The pre-treatment step is to be performed in both cases.

Pre-treatment:
Please remove coarse impurities of the instruments directly after application (within a maximum of 1 h).

Procedure:

1. Rinse the instruments at least 1 min under running water (temperature < 35 °C/95 °F).
2. Soak the instruments at least for the given soaking time in the pre-cleaning solution (e.g. ID 212 forte, 2% for 5 Minutes; by the use of an ultrasonic bath) so that the instruments are sufficiently covered. Pay attention that there is no contact between the instruments. Assist cleaning by careful brushing with a soft brush (at least three times after beginning of soaking, aids see chapter "Specific aspects").
3. Then activate ultrasonic treatment for an additional soaking time (but not less than 5 min).
4. Then, remove the instruments of the pre-cleaning solution and post-rinse them at least three times intensively (at least 1 min) with cold tap water.
5. In case of still visible contamination repeat steps 2, 3, and 4, otherwise discard the instrument. This is especially relevant for diamond instruments.

Pay attention to following points during selection of cleaning detergent 1):

› fundamental suitability for the cleaning of instruments made of metallic or plastic material
› suitability of the cleaning detergent for ultrasonic cleaning (no foam development)
› compatibility of the cleaning detergent with the instruments (see chapter „material resistance„)

Pay attention to the instructions of the detergent manufacturer regarding concentration, temperature and soaking time as well as post-rinsing. Please use only freshly prepared solutions as well as only demineralized sterile or low contaminated water (max. 10 germs/ml) as well as low endotoxin contaminated water (max. 0.25 endotoxin units/ml), for example purified/highly purified water, and a soft, clean, and lint-free cloth and/or filtered air for drying, respectively.

1) In case of application of a cleaning and disinfection detergent for this (e.g. in consequence of personnel´s safety) please consider, that this should be aldehyde-free (otherwise fixation of blood impurities), possess a fundamentally approved efficiency (for example VAH/DGHM or FDA/EPA approval/clearance/ registration or CE marking), be suitable for the disinfection of instruments made of metallic or plastic material, and be compatible with the instruments (see chapter „material resistance„). Please consider, that a disinfectant used in the pre-treatment step serves only the personnel`s safety, but cannot replace the disinfection step later to be performed after cleaning.

Automated cleaning/disinfection (recommended; WD (Washer-Disinfector)):

Pay attention to following points during selection of the WD:

› fundamentally approved efficiency of the WD (for example CE marking according to EN ISO 15883 or DGHM or FDA approval/clearance/ registration)
› possibility for an approved program for thermal disinfection (A0 value > 3000 or – in case of older devices - at least 5 min at 90°C/194 °F; in case of chemical disinfection danger of remnants of the disinfectant on the instruments)
› fundamental suitability of the program for instruments as well as sufficient rinsing steps in the program
› post-rinsing only with demineralized sterile or low contaminated water (max. 10 germs/ml, max. 0.25 endotoxin units/ml), for example purified/highly purified water
› only use of filtered air (oil-free, low contamination with microorganisms and particles) for drying
› regularly maintenance and check/calibration of the WD

Pay attention to following points during selection of the cleaning deter-gent:

› fundamental suitability for the cleaning of instruments made of metallic or plastic material
› additional application – in case of non-application of a thermal dis-infection – of a suitable disinfectant with approved efficiency (for example VAH/DGHM or FDA/EPA approval clearance/registration or CE marking) compatible to the used cleaning detergent
› compatibility of the used detergents with the instruments (see chapter „material resistance„)

Pay attention to the instructions of the detergent manufacturers regarding concentration, temperature and soaking time as well as post-rinsing.

Procedure:

1. Transfer the pre-cleaned instruments in the WD by the use of a small piece's basket or tray.
2. Start the program:
   3 min pre-rinsing with cold tap water (<30°C)
   drain
   10 min cleaning at 50 - 60°C with 0.2-1% Neodisher® Mediclean Dental
   drain
   1 min rinsing with demin. water (40-45°C)
   drain
   1 min rinsing with cold demin. water (<30°C)
   drain
   5 min thermal disinfection for 5 min at 90-92°C with demin. water
   drain
   30 min automatic drying at 100°C (wd program)
3. Remove the instruments of the WD after end of the program.
4. Check and pack the instruments immediately after the removal (see chapters „check„, „maintenance„, and "packaging„ if necessary, after additional post-drying at a clean place).

The fundamental suitability of the instruments for an effective automated cleaning and disinfection was demonstrated by an independent, governmentally accredited and recognized (§ 15 (5) MPG) test laboratory by application of the WD G 7835 CD, Miele & Cie. GmbH & Co., Gütersloh, (thermal disinfection) and the pre-cleaning and cleaning detergent neodisher® Mediclean Dental (Dr. Weigert GmbH & Co. KG, Hamburg) con-sidering to the specified procedure.

Manual cleaning and disinfection (not recommended):

Pay attention to following points during selection of the cleaning and disinfection detergents:

› fundamental suitability for the cleaning and disinfection of instruments made of metallic or plastic material
› in case of application of an ultrasonic bath: suitability of the cleaning detergent for ultrasonic cleaning (no foam development)
› application of a disinfectant with approved efficiency (for example VAH/DGHM or FDA/EPA approval/clearance/registration or CE marking) compatible with the used cleaning detergent
› compatibility of the used detergents with the instruments (see chapter „material resistance„)

Combined cleaning/disinfection detergents should not be used.

Only in case of extremely low contamination (no visible impurities) combined cleaning/disinfection could be used.

Pay attention to the instructions of the detergent manufacturers regarding concentration, temperature and soaking time as well as post-rinsing. Please use only freshly prepared solutions as well as only demineralized sterile or low contaminated water (max. 10 germs/ml) as well as low endotoxin contaminated water (max. 0.25 endotoxin units/ml), for example purified/highly purified water, and a soft, clean, and lint-free cloth and/or filtered air for drying, respectively.

Manual Procedure after Pre-treatment:

Manual Cleaning

1. Soak the instruments for the given soaking time in the cleaning solution (e.g. ID 212 forte, 2% for 5 Minutes; by the use of a ultrasonic bath) so that the instruments are sufficiently covered. Pay attention that there is no contact between the instruments. Assist cleaning by careful brushing with a soft brush (at least three times after at beginning of soaking, aids see chapter "Specific aspects").
2. Then activate ultrasonic treatment for an additional soaking time (but not less than 15 min).
3. Then, remove the instruments of the cleaning solution and post-rinse them at least three times intensively (at least 1 min) with water.
4. Check the instruments (see chapters „check„ and „maintenance„).

Manual Disinfection

5. Soak the instruments for the given soaking time in the disinfectant solution (e.g. ID 212 forte, 2% for 1 Minutes; by the use of a ultrasonic bath) so that the instruments are sufficiently covered. Pay attention that there is no contact between the instruments.
6. Then, remove the instruments of the disinfectant solution and post-rinse them at least five times intensively (at least 1 min) with water.
7. Dry and pack the instruments immediately after the removal (see chapter „packaging„, if necessary, after additional post-drying at a clean place).

The fundamental suitability of the instruments for an effective cleaning and disinfection was demonstrated by an independent, governmentally accredited and recognized (§ 15 (5) MPG) test laboratory by application of the pre- cleaning and cleaning detergent and the disinfectant ID 212 forte (Dürr Dental SE, Bietigheim-Bissingen) considering the specified procedure.

Check
Check all instruments after cleaning or cleaning/disinfection, respectively, on corrosion, damaged surfaces, and impurities. Do not further use damaged instruments (for limitation of the numbers of re-use cycles see chapter „reusability„). Still dirty instruments or instruments with visible residuals (under regular light conditions) are to be cleaned and disinfected again.

Maintenance
Instrument oils or grease must not be use except for steel instruments. In that case use only instrument oils (white oil) admitted to steam sterilization considering the maximum possible sterilization temperature, with approved biocompatibility and without mono-, di, or triethanolamine as corrosion inhibitor.

Packaging
Please insert the cleaned and disinfected instruments in the corresponding bur blocks (if required) and pack them in single-use sterilization packaging (single or double packaging), which fulfill the following requirements (material/process):

› EN ISO/ANSI AAMI ISO 11607 (for USA: FDA clearance)
› suitable for steam sterilization (temperature resistance up to at least 142 °C (288 °F), sufficient steam permeability)
› sufficient protection of the instruments as well as of the sterilization packaging to mechanical damage

Sterilization
Please use for sterilization only the listed sterilization procedures; other sterilization procedures must not be applied.

Sterilization time (exposure time at the sterilization temperature):

- Fractionated pre-vacuum (type B)
- Sterilization temperature 134 °C
- Hold time: at least 5 minutes (full cycle)
- Drying time: at least 10 minutes

In order to prevent staining and corrosion, the steam must be free of particles. Make sure not to exceed the maximum capacity of the sterilizer when sterilizing several instruments and follow the instructions of the device manufacturers

[1] at least three vacuum steps
[2] The less effective gravity displacement procedure must not be used.
[3] The effectively required drying time depends directly on parameters in sole responsibility of the user, (load configuration and density, sterili zer conditions etc.) and this to be determined by the user.
[4] For the bur blocks alkaline cleaners mast not applied (maximum admitted pH-value 9).

The fundamental suitability of the instruments for an effective steam sterilization was demonstrated by an independent, governmentally accredited and recognized (§ 15 (5) MPG) test laboratory by application of the steam sterilizer EHS 3870 (Tuttnauer, Breda Netherlands) and the fractionated vacuum/dynamic air removal procedure. For this, typical conditions in clinic and doctor´s practice as well as the specified procedure were considered.

The flash/immediate use sterilization procedure must not be used. Do not use dry heat sterilization, radiation sterilization, formaldehyde, and ethylene oxide sterilization, as well as plasma sterilization.

Storage
Please store the instruments after sterilization in the sterilization packaging's at a dry and dust-free place.

Material resistance
Please take care that the listed substances are not ingredients of the cleaning or disinfection detergent:
› organic, mineral, and oxidizing acids (minimum admitted pH-value 5.5)
› strong lyes (maximum admitted pH-value 11, neutral/enzymatic or alkaline cleaner recommended)[6]
› organic solvents (for example: acetone, ether, alcohol, benzine)
› oxidizing agents (for example: hydrogen peroxide)
› halogens (chlorine, iodine, bromine)
› aromatic, halogenated hydrocarbons

Please do not clean any instruments and bur blocks by use of metal brushes or steel wool.

Please do not expose any instruments and bur blocks to temperatures higher than 142 °C (288 °F)!
Please do not apply acidic neutralizing agents or cleaning aids.

Reusability
The instruments can be reused – in case of adequate care and if they are undamaged and clean as indicated in chapter "Specific aspects". The user is responsible for each further use as well as for the use of damaged and dirty instruments (no liability in case of disregard).

Attachment A: Specific aspects

Diamond products and ceramic grinding tools:

› Use particular care during the cleaning of the grinding surfaces and ensure that all residues are removed. Repeat procedure, if visible residuals are given

Bur blocks/instrument trays:

› Cleaning and disinfecting only without products being loaded (products must not be cleaned and disinfected whilst they are in the bur block/ instrument tray)

DE	Das Dokument in der jeweils aktuellsten und gültigen Version sowie in anderen Sprachen finden Sie auf unserer Webseite **www.jota.ch**.
EN	The document in other languages as well as the latest and applicable version you find on the website **www.jota.ch**.
FR	Vous trouverez les documents dans d'autres langues ainsi que la dernière version sur notre site **www.jota.ch**.
ES	Documentos en otras idiomas, así como también la versión más reciente encontrase en nuestra página web **www.jota.ch**.

Instrument group	brush	specific/additional procedure in case of						maximum admitted cycle number (confirmed by validation, but dependent on specific application)	recommended classification according to KRINKO/RKI/BfArM guidance (only German, with respect to intended use)
		pretreatment	manual cleaning/ disinfection	automated cleaning/ disinfection	maintenance	packing	sterilization		
stainless steel instruments	standard	standard	standard	standard	lubrication not admitted	standard	standard	10	critical B
regular steel instruments	standard	standard	standard	standard	lubrication recommended	standard	standard	10	critical B
silicone polisher	standard	standard	standard	standard	lubrication not admitted	standard	standard	5	critical B
endodontic instruments without stopper	endodontic brush	standard	standard	standard	lubrication not admitted	use of bur blocks not admitted	use of bur blocks not admitted	10	critical B
endodontic instruments with stopper	endodontic brush	mounted	mounted move the stopper at least three times during disinfection	mounted	lubrication not admitted	use of bur blocks not admitted	use of bur blocks not admitted	10	critical B
all other instruments	standard	standard	standard	standard	lubrication not admitted	standard	standard	10	critical B

General application and safety instructions
for the medical device from Jota AG
Issued: January 2017

- Jota AG products (dental, maxillary surgery, general surgery,) must only be used by dentists, doctors and/or the respective experts who, due to their training and experience, are intensely familiar with the use of these products and who have the corresponding expertise in the respective specialist fields. The use of surgical products requires relevant expertise and experience in dental implantology, maxillary surgery and/or other surgical fields including diagnosis, preoperative planning and surgical techniques.
- It is the sole responsibility of the doctor in charge who, depending on the respective situation (indication), decides on the actual use of the Jota AG products for each individual case
- All JOTA AG products have been developed for specific applications. Therefore, inappropriate use can result in the premature wear and tear of the products and put patients and users at risk.

Application
- In order to avoid damaging the instruments, they must be removed from the blister pack by pulling off the back-sheet.
- It is essential to only use turbines as well as hand and angle pieces that are technicaly and hygienically faultless, maintained and cleaned.
- The instruments must be rotating when applied on material. They should not be placed on material and then brought to rotation.
- Rotating instruments need to be clamped as far down as possible with their speed set before applying them on the object. are used with the rotary instruments.
- Using the instruments for canting or leveraging should be avoided as it increases the risk of breakage.
- Depending on the application, it is recommended to use protective goggles while using the instruments. Users of diamond disks should use a disk protection device.
- Inappropriate use of the products leads to badly executed work and increased risk.
- When working with dry materials, it is recommended to use a suction cleaning device.
- In particular,users of hand tools should take care to use them gently and with consideration.
- The user must at all times avoid touching the instruments and parts without protection (protective gloves should be worn).
- Thermal bone damage caused by rotating and oscillating tools (e.g. pilot burr, conical burr, expansion burr) must at all times be avoided (user training, working at low speed and with sufficient cooling).
- During intraoral application attention has to be made to the fact that the products are protected against aspiration or falling on the floor.

Use of pressure
- Users of the instruments should at all times avoid applying excessive pressure. This can damage the working part of the instruments and cause the cutting edges to break off. At the same time,it generates excessive heat.
- The use of excessive pressure when using grinding tools can cause the abrasive particles to break off or the instrument to become clogged and lead to heat generation.
- During polishing, excess pressure can lead to heat generation.
- Due to overheating, excess pressure can damage the dental pulp or, due to broken off cutting edges, it can result in undesired rough surfaces. In such cases, even instrument breakage cannot be excluded.

Cooling
- In order to avoid excessive heat generation during preparation, a sterilewater/sodium chloride solution supplied via a permanent external feeding device should be used to ensure sufficient cooling during use of the instruments.
- When using FG instruments that are more than 22 mm long or whose head diameter exceeds 2 mm, additional external cooling is required.
- Insufficient cooling will lead to irreversible damage to the bone and/or the adjacent tissue.

Storage, disinfection, cleaning and sterilization
- Unless there is explicit information to the contrary, all Jota AG products are supplied in non-sterile packaging and, depending on the application, they need to be sterilised prior to use. Prior to their first use on the patient and immediately after each use, all products need to be disinfected and sterilised. Inappropriate cleaning and sterilising of the instruments can result in the patient being infected with harmful bacteria.
- You will find detailed instructions for the disinfecting, cleaning and sterilising of products in the Instructions for the processing of instruments produced by Jota AG on the previous page. We would also be happy to provide you with these instructions at your request. They are also available on the internet at www.jota.ch.
- The products should be stored in appropriate, hygienically maintained containers. The same applies to sterilised instruments. The stored products must be protected from dust, humidity and recontamination. Instructions as to maximum storage duration must be adhered to.

Speed recommendations for rotary instruments
- Following the instrument-specific speed recommendations produces the best results.
- Exceeding the maximum admissible speed (rpm) when using long and pointed instruments tends to produce vibrations that can lead to the destruction of the instrument.
- When using working parts with diameters exceeding the thickness of the shaft, excessive speed can release great centrifugal forces that may cause the shaft to bend and/or the instrument to break. Therefore, the maximum admissible rpm must never be exceeded.
- Please consult the manufacturer's information (see catalogue or www.jota.ch) for the recommended and the maximum admissible speed ranges. Non-compliance with the maximum admissible speed puts safety at risk.
- Generally, the following rules apply:
  - The larger the working part of an instrument the lower the speed
  - Surgical instruments: suitable for geared down micro-motor hand and angle pieces 10:1 with stable ball bearings. Speed 600 to 800 rpm with physical and, possibly, sterile external cooling or internal cooling when using the respective hand piece.

Discarding worn instruments and parts
- Jota AG products can principally be reused several times – unless specifically indicated and labelled otherwise. Rotating instruments are subject to wear. The option of and accountability for multiple use of a product and the frequency of application is solely the decision and own responsibility of the treating clinician based on the application in each case and the possible wear of the products. If in doubt, the products should always be sorted out early and replaced.
- Broken off cutting edges of instruments cause vibrations and great forces of pressure, which, in turn, leads to broken preparation corners and rough surfaces.
- Bare patches on diamond instruments indicate a lack of abrasive particles and can be a sign of blunt instruments. This leads to excessive temperatures during instrument use.
- Instruments that are bent and/or do not run true should be discarded forthwith.
- With the reuse of disposable products the risk of infection cannot be excluded and a risk-free functional safety cannot be guaranteed.

Additional instructions regarding the use of trepans
- When using trepans, you have to proceed with particular care. For example, it is advisable not to exceed the recommended rpm speed ranges.
- In order to prepare for the actual use of a trepan, it should be set to produce counter-clockwise rotations creating a groove in the bone. Afterwards the trepan can be inserted into this groove and, using clockwise rotations, it can be moved further down.
- Carrying out a prior X-Ray is essential to establish the maximum possible drilling depth and to maintain the necessary distance, for example, to the mandibular nerve. As an additional safety measure to spare the nerve, the axial direction of the trepan countersink attachment, based on the sagittal level of the ascending branch, must be milled laterally at an angle of approx. 15-20°.

Ø < 045 $\frac{< 4000}{min^{-1}}$ Ø ≥ 045 $\frac{< 2000}{min^{-1}}$

Further comments:
- Due to statutory regulations, returned goods can, on principle, only be accepted if the complete batch number is provided. This number can be found on the product packaging.

REF	Fig.				
000502		9765	F	90	
000514		9811	F	98	
000524		9811	M	97	
000525		9765	M	91	
000534		9811	G	96	
001001		1		66	214
001001		1	RF	117	
001001	C	1		52	192
001002	CQ	1		52	
001002		11			214
001003	C	1	S	52/112	
001071		41		66	
001132		91	RF		218
001171		71			216
001175	C	71			192/195
001190	CX	71			201
001251	C	141	F	114	
001291		141	RF	117	
001291	C	141		113	
001291		4301		128	
001291		4501		128	
001298	C	141	A	113	
001300	C	141	AS	114	
001324	Z	801		41	177
001504		801	EF	17/122	172
001505		601	ARK	81	242
001512	K+M	601	GRN		244
001513		601	F GRN	79	
001514	SD	602	F		228
001514		801	F	17/122	172
001523		601	PNK	80	234
001523		601	GRN	76	230
001523	K+M	601	BLU		246
001523		602	PNK		234
001523		602	GRN	76	230
001523		603	PNK		235
001523		603	GRN	76	230
001524		801		17/122	172
001524	M	801			178
001524		4801		128	
001526	SZ	601			226
001526	SZ	602			226
001534		801	G	17/122	172
001544		801	SG	17/122	172
002524		802		17	
002534		802	G	17	
010001	C	2		53	192
010001		1102	F	105	
010504		1110		105	
010504		1111		105	
012514	SD	735	SF		229
012514		805	F	18	
012522		736	DBR		239
012523		735	S PNK		237
012523		736	PNK		237
012524		805		18	172
012524		735	S WHI		243
012526	SZ	736			227
012534		805	G	18	
012544		805	SG	18	
014523		613	GRN		230
014524	M	813			179
019524		806		18	
019534		806	G	18	
023512	K+M	728	GRN		246
023523		728	GRN		233
024512	K+M	727	GRN		245
027512	K+M	735	GRN		245
027521		735	LBR		241
027522		735	DBR		239
027523		735	PNK		237
030000		1101	M	105	
030502		9143	EF	94	
030502		9832		90	
030503		9504	F	104	
030504		9134	F	99	
030511	ZIR	9862	F	102	
030512		9123	F	93	
030512		9144	F	104	
030512	LS	9872	F	100	
030513		9504	M	104	
030514		9134	M	99	
030514		9813	F	98	
030521	ZIR	9862	M	101	
030522		9123	M	92	
030522	LS	9872	M	100	
030523		9114	M	95	
030523		9115	M	95	

REF	Fig.				
030524	M	807			178
030524		9134	G	99	
030524		9813	M	97	
030525		9826		91	
030533		9109	M	95	
030533		9504	G	103	
030534		9813	G	96	
030544		9360		107	
032524		870		31	
032534		870	G	31	
033524		899		35	
033534		899	G	35	
034000		9993	M	106	
034491		9997	M	106	
038514		811	F	19	
038524		811		19	
038534		811	G	19	
038544		811	SG	19	
039524		811	L	20	
039534		811	LG	20	
039544		811	LSG	20	
041324	Z	818		41	177
041334	Z	818	G	41	177
041523		702	GRN		232
041523		703	GRN		233
041524		818		20	172
042514	SD	716	F		229
042523		622	GRN	76	230
042523		712	GRN		233
042524		815		20	
042524		822		20	
043524		453	WHI		243
043526	SZ	623			226
045000		1163			284
045001		1147	F		283
045002		1147	MS		283
045003		1147	M		283
045004		1164			284
045171		231			216
064504		231	DEF	125	
067534		907	G	36	
068514		909	F	36	
068524		909		36	175
068534		909	G	36	
068544		909	SG	36	
072524		908		36	
103172		84	RF		217
107002		36		66	215
107006		21			214
107006	C	21		53	192
107007	C	31		54	193
107019	CX	21		56	
107175	C	21			195
107512	K+M	731	GRN		245
107512	K+M	731	DBR		248
107514	SD	732	F		229
107520	K+M	732	ORA		249
107521		731	LBR		241
107521		732	LBR		241
107522		731	DBR		238
107522		732	DBR		238
107523		642	GRN		231
107523		731	PNK		237
107523		731	GRN		233
107523	K+M	731	BLU		247
107523		732	PNK		237
107523	K+M	732	BLU		247
107524		731	WHI		243
107524		732	WHI		243
107526	SZ	732			227
107533		642	G GRN		233
107534	SD	732	G		229
108514		835	F	23	
108524		835		23	172
108534		835	G	23	
108544		835	SG	23	
109007	RRC	31		58	
109523		624	PNK		235
109523		624	GRN		230
109524		836		23	
109534		836	G	23	
110006	C	21	L	53	
110505		638	ARK	81	242
110513		638	F GRN	79	
110514	SD	638	F	74	228
110514		837	F	23	173
110523		638	PNK		235
110523		638	GRN	76	231

REF	Fig.				
110523		639	PNK		235
110523		639	GRN	77	
110523		640	PNK		235
110524		837		23	173
110526	SZ	638			226
110534		837	G	23	
110544		837	SG	23	173
110554		837	MG		173
111514		837	LF	24	
111524		837	L	24	173
111534		837	LG	24	173
111544		837	LSG	24	
112524		837	XL	24	173
112534		837	XLG	24	
113513		9313	F		276
113513		9314	F		276
113534	M	837	G		179
114494		9332	UF		281
114503		9332	EF		280
114504		9306	EF		277
114513		9306	F		275
114513		9332	F		280
114515		9669	F		278
114523		9332	M		280
114524		9306	M		275
114525		9669	M		278
114534		9332	G		280
114534		9623	G		279
115524		837	D	45	
115524		837	LD	45	
116190	CX	460			203
129514		884	F	33	
129524		884		33	
129534		884	G	33	
130514		885	F	33	
130524		885		33	
130534		885	G	33	
130544		885	SG	33	
131504		1112		105	
131514		886	F	33	
131524		886		33	
131534		886	G	33	
131544		886	SG	33	
133533		9108	G		272
137006	C	21	R	54	
137007	C	31	R	54	
137019	CX	21	GR	57	
137019	CX	21	R	56	
137019	TCX	21	R	56	
137140	CX	72	F		199
137140	CX	486	F		200
137142	C	486	FT		210
137190	CX	72			201
137190	CX	486			203
137524		137		38	
138007	RRC	245		58	
138514		838	F	24	
138524		138		38	
138524		838		24	
138534		838	G	24	
139006	CG	35	RS	59	
139008	C	31	A	55	
139008	C	36	R	55	
139015	C	31	EF	57	
139524		880		32	
139534		880	G	32	
140514		838	LF	24	
140524		838	L	24	173
140526	Z	838	L	40	176
140534		838	LG	24	
141504		881	EF	33	
141514		881	F	33	
141524		881		33	
141534		881	G	33	
141544		881	SG	33	
142514		882	F	33	175
142524		882		33	175
143007	C	31	RL		193
146544		883	SG	33	
150001	C	207		55	
150524		839		24	
155132		92	RF		218
155171		72			216
155172		82	RF		217
156007	RRC	7		58	
156007	RRC	31	R	58	
156524		840		25	
156534		840	G	25	

REF	Fig.				
156544		840	SG	25	
157504		841	EF	25	
157514		841	F	25	
157524		841		25	
157534		841	G	25	
157544		841	SG	25	
158514		842	F	25	
158524		842		25	
158534		842	G	25	
158544		842	SG	25	
159032	CD	133	U	63	
159041	C	133	F	60	
159042	CD	133	F	63	
159071	C	133		60	
159072	CD	133		63	
160494		890	UF	34	
160504		890	EF	34	
160514		890	F	34	
161505		645	ARK	81	242
161513		645	F GRN	79	
161523		645	GRN	77	
164031	C	134	U	60	
164032	CD	134	U	63	
164041	C	134	F	60	
164042	CD	134	F	63	
164071	C	134		60	
164072	CD	134		63	
164494		898	UF	35	
164504		898	EF	35	
164514		898	F	35	
164524		898		35	
164534		898	G	35	
165494		858	UF	29	
165504		858	EF	29	
165514		858	F	29	
165524		858		29	174
165534		858	G	29	174
165544		858	SG	29	
166031	C	135	U	60	
166032	CD	135	U	63	
166041	C	135	F	60	
166042	CD	135	F	63	
166071	C	135		60	
166072	CD	135		63	
166494		859	UF	29/123	
166504		859	EF	29/123	174
166514		859	F	29/123	174
166524		859		29/123	174
166534		859	G	29/123	
166544		859	SG	29/123	
167504		859	LEF	29/123	
167514		859	LF	29/123	174
167524	M	852			179
167524		859	L	29/123	174
167534		859	LG	123	174
168002		38		66	215
168006	C	23		54	
168007	C	33		55	194
168019	CX	23		56	
168524		845		25	
168534		845	G	25	
170377	C	290			194
171006	C	23	L	54	
171007	C	33	L	55	193
171505		649	ARK	81	242
171513		649	F GRN	79	
171514	SD	650	F	74	
171514		846	F	25	
171523		649	GRN	77	231
171523		650	GRN	77	
171523		648	PNK		235
171523		650	PNK		235
171523		650	PNK		235
171523		651	GRN	77	
171524		846		25	
171534		846	G	25	
171544		846	SG	25	
172007	CBP	847		59	211
172505		6172	ARK	83	
172514		847	F	26	
172521		733	LBR		241
172524		847		26	173
172534		847	G	26	
172544		847	SG	26	
173504		848	EF	26	
173512	K+M	652	GRN		244
173512	K+M	733	DBR		248
173514		848	F	26	

REF	Fig.				
173520	K+M	652	ORA		249
173522		733	DBR		238
173523		652	GRN	77	231
173523		733	PNK		237
173523	K+M	652	BLU		247
173524		733	WHI		243
173524		848		26	173
173524	M	854			179
173534		848	G	26	
173544		848	SG	26	
174514	SD	653	F		228
174523		653	GRN		231
177524		847	D	45	
178524		848	D	45	
179524		839	R	24	
183524		854		28	
184140	CX	488	F		200
184524		854	L		174
187140	CX	489	F		199
194006	C	23	R	54	
194019	CX	23	R	57	
194019	TCX	23	R	57	
194134	CQ	79	F		206
194140	CX	79	F		199
194141	CX	79	SF		198
194142	C	79	FT		210
194175	C	79			196
194176	CQ	79			207
194181	C	79	FF		208
194190	CX	79			202
194194	C	79	T		210
194215	C	79	G		197
194220	CX	79	G		204
194221	C	79	GT		210
194224	CX	79	SG		205
194226	C	79	SGT		210
194524		194		38	
195514		855	LF	28	
196002		38	R	66	
196006	C	23	SR		193
196008	C	18	R	56	
196019	CX	23	SR		193
196140	CX	23	MF		200
196524		855		28	
197512	K+M	649	R GRN		244
197514		849	F	27	
197523	K+M	649	R BLU		246
197524		849		27	173
197534		849	G	27	
197544		849	SG	27	
198072	C	375	R	62	
198140	CX	138	F		199
198190	CX	138			202
198314	Z	850	F	40	176
198324	Z	850		40	176
198504		850	EF	27	
198505		6198	ARK	83	
198514		850	F	27	
198524		850		27	173
198534		850	G	27	173
198544		850	SG	27	
199140	CX	23	F		199
199190	CX	23			201
199295	C	151		114	
199504		852	EF	28	
199512	K+M	652	R GRN		244
199512	K+M	652	R DBR		248
199514	SD	652	RF		228
199514		852	F	28	174
199520	K+M	652	R ORA		249
199522		652	R DBR		238
199523	K+M	652	R BLU		247
199523		652	R GRN		231
199523		652	R PNK		236
199524		852		28	174
199526	SZ	652	R		226
199534	SD	652	RG		228
199534		852	G	28	
199534		852	GF	37	
199544		852	SG	28	
200524		852	L	28	
200534		852	LG	28	
201175	C	416			196
201190	CX	416			202
201513		9573	F		261
201523		9573	M		261
201533		9573	G		260
203514	WD	203	F	37	

REF	Fig.				
203524	WD	203		37	
203544	WD	203	SG	37	
204514	WD	204	F	38	
204524	WD	204		38	
204544	WD	204	SG	38	
210295	C	152		61/114	
211215		514			215
213524		873		32	
218524		851		27	
219524		851	L	27	
220514		857	F	28	
220524		857		28	
220534		857	G	28	
223524		872		32	
225140	CX	30	MF		200
225220	CX	30	M		203
225524		807		18	172
225534		807	G	18	
232524		809		19	
232524		809	A	19	
233006	UNC	245		55	
233524		808		18	
233534		808	G	18	
233544		808	SG	18	
234514		808	LF	18	
234524		808	L	18	
234534		808	LG	18	
234544		808	LSG	18	
237001	C	7		53	
237008	C	17		56	
237140	CX	77	F		199
237140	CX	77	MF		200
237171		77			217
237175	C	77			195
237190	CX	77			202
237220	CX	77	M		203
237514		809	RF	19	
237523	B	9912	BLU		240
237524		808	R	19	
237524		809	R	19	
237534		809	RG	19	
237544		809	RSG	19	
238006	C	7	L	53	
238514		808	RLF	19	
238524		808	RL	19	
238534		808	RLG	19	
238544		808	RLSG	19	
240524		808	D	44	
241524		808	LD	44	
243071		48		67	
243501		9991	EF	106	
243502		9831		90	
243502		9834		90	
243503		9501	F	104	
243504		9133	F	99	
243511	ZIR	9861	F	101	
243511	ZIR	9866	F		268
243511		9991	F	106	
243512		9121	F	93	
243512		9122	F	93	
243512	LS	9871	F	100	
243512	LS	9876	F		271
243513		9501	M	104	
243513		9503	M	104	
243513		9574	F		261
243514		9133	M	99	
243514		9803	F		265
243514		9812	F	98	
243521	ZIR	9861	M	101	
243521	ZIR	9866	M		267
243522		9121	M	92	
243522		9122	M	92	
243522	LS	9871	M	100	
243522	LS	9876	M		270
243523		663	GRN		232
243523		663	PNK		236
243523		9111	M	95	
243523		9112	M	95	
243523		9113	M	95	
243523		9119	M	95	
243523		9574	M		261
243524		9133	G	99	
243524		9803	M		264
243524		9812	M	97	
243525		9825		91	
243525		9828		91	
243533		9501	G	103	
243533		9502	G	103	
243533		9574	G		260

REF		Fig.			
243534		9803	G		263
243534		9812	G	96	
243544		9361		107	
244504		9315	EF		277
244513		9315	F		276
244524		9315	M		275
244534		9315	G		274
246504		860	EF	29	
246524		860		29	
246534		860	G	29	
247504		861	EF	30	
247514		861	F	30	
247524		861		30	
247534		861	G	30	
249032	C	48	LU	60/117	
249042	C	48	LF	60	
249072	C	48	L	60/117	
249494		862	UF	30	
249504		862	EF	30	
249514		862	F	30	
249524		862		30	174
249534		862	G	30	
249544		862	SG	30	
250314	Z	863	F	40	176
250324	Z	863		40	176
250504		863	EF	30	
250514		863	F	30	
250524	M	862			179
250524		863		30	174
250524	M	863			179
250534		863	G	30	
250544		863	SG	30	
251514		863	LF	30	
251524		863	L	30	
254504		831	EF	22	
254514		831	F	22	
254524		831		22	
254534		831	G	22	
254544		831	SG	22	
256534		863	KG	30	
257140	CX	78	MF		200
257171		78			217
257175	C	78			196
257190	CX	78			202
257494		830	UF	22	
257502		9140	EF	94	
257504		830	EF	22	
257505		666	ARK	82	
257512	K+M	666	GRN		245
257514	SD	667	F		229
257514		830	F	22	172
257523		666	GRN	78	232
257523		666	PNK	80	236
257523		667	GRN	78	232
257523		667	PNK		236
257524		830		22	172
257524		878			175
257526	SZ	667			227
257534		830	G	22	172
257544		830	SG	22	
258494		830	LUF	22	
258504		830	LEF	22	
258514		830	LF	22	
260132		95	RF		218
260140	CX	75	F		199
260171		75			216
260172		85	RF		218
260175	C	75			195
260176	CQ	75			207
260190	CX	75			202
260215	C	75	G		197
260220	CX	75	G		204
260224	CX	75	SG		205
260524		875			175
260534		875	G		175
260554		875	MG		175
263524		894		35	
266171		79			217
266172		89			217
266512	K+M	671	GRN		245
266512	K+M	671	DBR		248
266520	K+M	671	ORA		249
266523	K+M	671	BLU		247
266523		671	GRN	78	232
266523		671	PNK		236
266524		879			175
266544		879	SG		175
266554		879	MG		175

REF		Fig.			
271524		271		38	
272544		833	KSG	22	
273522		751	DBR		239
273523		665	GRN		232
273523		665	PNK		236
273523		744	GRN		233
273533		744	G GRN		233
273534	B	744	S BLU		240
273534	B	751			240
274032	C	274	U	62	
274072	C	274		62	
274134	CQ	251	F		206
274140	CX	251	F		199
274160	C	251	QX		209
274175	C	251			196
274176	CQ	251			207
274181	C	251	FF		208
274190	CX	251			202
274215	C	251	G		197
274220	CX	251	G		204
274224	CX	251	SG		205
274227	C	251	SGT		210
274504		895	EF	35	
274514	SD	660	F		229
274514		895	F	35	
274521		743	S LBR		241
274522		743	S DBR		239
274522	H	7	DBR		239
274524	M	856			179
274524		895		35	
274526	SZ	660			226
274534	SD	660	G		229
274534	M	856	G		179
275413	ZIR	9972	F		269
275413	ZIR	9974	F		269
275423	ZIR	9972	M		269
275423	ZIR	9974	M		269
275513		9572	F		261
275523		9572	M		261
275533		9572	G		260
277007	CBP	379		59	211
277032	C	379	U	62/117	
277042	C	379	F	62	
277072	C	379		62/117	
277190	CX	73			201
277314	Z	833	F	40	176
277324	Z	833		40	176
277494		833	UF	22	
277504		833	EF	22	
277514		833	F	22	
277524		277		39	
277524		833		22	
277534		833	G	22	
277544		833	SG	22	
277932	CD	379	U	63	
277942	CD	379	F	63	
277972	CD	379		63	
278524		833	L	23	
287524		866		31	
288505		661	ARK	82	242
288512	K+M	662	GRN		245
288513		661	F GRN	79	
288514	SD	661	F	74	
288514		867	F	31	
288523		662	GRN	78	232
288523		661	GRN	78	231
288523		661	PNK	80	236
288523		662	PNK		236
288524		867		31	
288526	GP	662		75	
288534		867	G	31	
289190	CX	139			202
289504		868	EF	31	
289514		868	F	31	
289524		868		31	174
289534		868	G	31	
289544		868	SG	31	
290072	C	245		61	
290504		869	EF	31	
290514		869	F	31	
290524		869		31	175
290534		869	G	31	
290544		869	SG	31	
291514		869	LF	31	
291524		869	L	31	
292140	CX	487	F		200
292190	CX	487			203
292502		9835			262

REF		Fig.			
292504		9310	EF		277
292513		9310	F		276
292523		690	GRN		232
292523		9105	M		273
292524		9310	M		275
292533	B	493	BLU		240
292534		892	G		175
292534		9310	G		274
294000		1152			284
295524		295		39	
296031	C	246	U	61	
297502		9142	EF	94	
297505		660	ARK	82	
297505		662	ARK	82	
297514	SD	660	F	74	
297514	SD	662	F	75	
297523		660	GRN	78	
297524		877		32	
297534		877	G	32	
297544		877	SG	32	
297544		9363		107	
298072	C	244	K	61	
298505		6298	ARK	83	
298514		878	F	32	
298524		878		32	
298534		878	G	32	
298544		878	SG	32	
299072	C	245	K	61	
299502		9141	EF	94	
299504		879	EF	32	
299514		879	F	32	
299524		879		32	
299534		879	G	32	
299544		879	SG	32	
300513		9571	F		261
300523		9571	M		261
300533		9571	G		260
303504		9132	F		266
303511	ZIR	9865	F		268
303512	LS	9875	F		271
303513		9304	F		275
303514		9132	M		266
303514		9801	F		265
303521	ZIR	9865	M		267
303522	LS	9875	M		270
303524		9132	G		266
303524		9801	M		264
303525		9607	M		273
303533		9107	G		272
303534		9801	G		263
304502		9833		90	
304512		9124	F	93	
304512	K+M	722	GRN		245
304513		9507	M	104	
304514	SD	722	F		229
304514		9814	F	98	
304522		9124	M	92	
304524		825		20	172
304524		9814	M	97	
304525		9827		91	
304526	SZ	722			227
304534		9814	G	96	
307544		9362		107	
307554	D	8307	XG	124	
310502		9145	EF	94	
316522		734	DBR		239
316523		633	GRN		231
316523		734	PNK		237
321524		910	D	124	182
327524		916	D		182
332514		911	DF		182
332524		911	D		182
333514		365	D		185
335524		918	D		182
340514		935	DF		183
340524		935	D		183
345524		930	D		183
345524	M	941			179
35M524		915	DM	124	
350524		932	D		183
355514		915	DF		184
355524		915	D		184
356514		914	F		185
358504		921	DEF		184
358514		921	DF		184
371504		9302	EF		277
371513		9302	F		275
371524		9302	M		275

REF	Fig.				
371526	SZ	715			227
372434		372	RF	67	219
372504		9131	F		266
372504		9301	EF		277
372511	ZIR	9867	F		268
372512	K+M	716	GRN		245
372512	LS	9877	F		271
372513		9301	F		275
372514		9131	M		266
372514		9802	F		265
372514		9804	F		265
372515		9668	F		278
372521	ZIR	9867	M		267
372522		9131	S		273
372522	LS	9877	M		270
372523		716	GRN		233
372524		9131	G		266
372524		9301	M		274
372524		9802	M		264
372524		9804	M		264
372525		9603	M		272
372525		9604	M		273
372525		9668	M		278
372533		9103	G		272
372534		9301	G		274
372534		9621	G		279
372534		9802	G		263
373514	SD	773	F		229
373523	K	772	SB GRN		250/281
374000		1151			283
375523		798	GRN		234
375523		798	PNK		237
377514		940	DF		184
389504		947	DEF		184
389514		947	DF		185
400514		401	DF		184
406297		163	RF	118	
406297	C	163		115	
407297		164	RF	118	
407297	C	164		116	
408295	C	161		115	
408297	C	165		116	
408297		162		118	
408297		162	RF	118	
408297	C	162		115	
408297		165	RF	118	
408298	CX	161	R	115	
409019	CX	162	A	115	
409297		166		118	
409297		166	RF	119	
409297	C	166		116	
409338	C	408	M	116	
410297		167	RF	119	
411297		168		119	
411297		168	RF	119	
411534	D	8411	G	122	
412297		169	RF	119	
413338	CX	162	S	115	
415007	C	33	IL	113	
415007	C	34	IL	113	
415296	C	33	T	112	
415296	C	254		116	
415298	C	254	E	116	
417364		203	RF	120	
417364		203			215
449336		203	S	120	
463514		829	F	21	
463524		829		21	
464504		827	EF	21	
465504		820	EF	20	
465514		820	F	20	
465524		820		20	
467211		515			215
467211		515	L		216
467211	C	515			194
470381		9119		67	
485001		224	RF	121	
485373		225	RF	121	
486001		229	RF	127	
494020		389		18	
494534		802	LG	17	
496071	C	246		61	
496524		888		34	
499072	C	44	E	60	
500524		828	B	21	
500524		828	G	21	
500524		828	O	21	
500524		828	R	21	
500524		828	W	21	

REF	Fig.				
500524		828	Y	21	
501524		828	TB	21	
501524		828	TG	21	
501524		828	TO	21	
501524		828	TR	21	
501524		828	TW	21	
501524		828	TY	21	
507514		893	F	34	
507524		893		34	
508514		508	F	36	
508534		508	G	36	
525504		525	EF	36	
525514		525	F	36	
525524		525		36	
526504		526	EF	36	
526514		526	F	36	
526524		526		36	
535524		865	L	30	
539534		888	LG	34	
540504		889	LEF	34	
540514		889	LF	34	
540524		540		39	
540524		889	L	34	
540534		889	LG	34	
543000		1121			282
543000		1125			282
543001		1123			282
543503		9837		90	
543503		9840			262
543511	ZIR	9863	F	102	
543511	ZIR	9868	F		268
543512	LS	9873	F	100	
543512	LS	9878	F		271
543514		9805	F	98	265
543521	ZIR	9863	M	101	
543521	ZIR	9868	M		267
543522	LS	9873	M	100	
543522	LS	9878	M		270
543524		9805	M	97	264
543525		9829		91	
543533		1170			285
543534		9805	G	97	263
544514		845	RF	25	
544524		845	R	25	
544544		845	RSG	25	
545514		846	RF	26	
545524		846	R	26	
545534		846	RG	26	
545544		846	RSG	26	
546007	CBP	856		59	211
546503		9150		104	
546503		9160			276
546504		847	REF	26	
546514		847	RF	26	
546524		847	R	26	
546534		847	RG	26	
546544		847	RSG	26	
549000		1166			285
551534		802	KG	17	
552524		834		23	
553524		848	R	27	
556001		229	XLRF	127	
557001	DV	229		126	
558514		558	F	37	
558524		558		37	
560524	WD	560		38	
561544		830	P	42	
562514		846	KRF	26	
562524		846	KR	26	
562544		837	P	42	
564544		837	RP	42	
565544		847	P	42	
567544		850	P	42	
568544		852	P	42	
569544		855	P	43	
570544		862	P	43	
571544		863	P	43	
572544		868	P	43	
573544		869	P	43	
574544		878	P	43	
575544		879	P	44	
576544		880	P	44	
584524		897	R	35	
585524		847	KR	26	
600523		529	GRN		250
600524		529	D		178
600544	AD	120			250
603391		303		95	218/281
603391		303	RF		218

REF	Fig.				
603391		303-49	RF	129	
604391		305			218
610415		301	L		218/281
612431		327	RF		219/281
612434		320	A		219
622444		314			219
623443		318			219
623444		315			219
679336		180	GRF	69	
679336		180	GRFS	69	
682336		183	RF	69	
682336		183	RFS	69	
684377		186	RF	120	
685377		187	RF	120	
693494		849	LUF	27	
693504		849	LEF	27	
693514		849	LF	27	
697003	CQ	1	L	53	
697291	C	1	T	112	
697314	Z	801	LF	40	
697324	Z	801	L	40	176
697514		697	F	39	
697524		697		39	
697524		801	L	17	
697534		801	LD	37/124	
697534		801	LG	17	
698001		191	RF	69	
698001		191	RFS	69	
698524		698		39	
698524		4802		129	
699031	C	132	U	60	
699032	CD	132	U	63	
699041	C	132	F	60	
699042	CD	132	F	63	
699071	C	132		60	
699072	CD	132		63	
699504		890	LEF	34	
699514		890	LF	34	
707504		893	HEF	35	
	BS	12S	FG-RA	130/167	
	BS	12S	HP	130/167	
	BS	15	FG	167	
	BS	15	MIX	167	
	BS	23	HP		301
	BS	24	FG-RA	167	
	BS	24S	HP	130/167	
	BS	58	LAB		301
	BS	48	FG-RA	167	
	PS	36	HP	167	301
	PS	36	FG	167	
	RCB	00		120	
	A	1001		125	
	B	1001		125	
	C	1001		125	
	D	1001		125	
	E	1001		125	
	F	1001		125	
	A	2001		125	
	B	2001		125	
	G	2001		125	
	BV	024		129	
	BV	025		129	
		1320			289
		1322			290
		1325		148	
		1326		152	
		1327		153	
		1330		163	
		1331		162	
		1358			290
		1367		162	
		1372		146	
		1377			289
		1389		161	
		1390		161	
		1391		146	
		1393		155	
		1394		155	
		1395		157	
		1396		153	
		1399		157	
		1401			296
		1411		148	
		1413			294
		1418		149	
		1424		149	
		1427			296
		1431		150	
		1432		145	

REF	Fig.				
		1433			293
		1434			292
		1435		158	
		1436		159	
		1439		156	
		1440		158	
		1441		160	
		1443		151	
		1445			298
		1446			292
		1449		152	
		1451			295
		1452			293
		1453		160	
		1454		140/165	
		1456		137	
		1457		138	
		1458		139	
		1459		135	
		1460		159	291
		1461		135	
		1462		138	
		1463		136	
		1470		136	
		1471		141	
		1474		147	
		1550			285
		1560			299
		1561			299
		1724		150	
		1730		151	
		1771		164	
		1833		166	297
		1840		166	298
		1877			296
		1888			295
		1899		156	
		1912		164	
		1916			300
		1920			300
		1921		154	
		1936			291
		1939		154	
		1945		147	
		1999		163	

Fig.			REF		
A	1001			125	
A	2001			125	
AD	120		600544		250
B	9912	BLU	237523		240
B	744	S BLU	273534		240
B	751		273534		240
B	493	BLU	292533		240
B	1001			125	
B	2001			125	
BS	12S	FG-RA		130/167	
BS	12S	HP		130/167	
BS	15	FG		167	
BS	15	MIX		167	
BS	23	HP			301
BS	24	FG-RA		167	
BS	24S	HP		130/167	
BS	48	FG-RA		167	
BS	58	LAB			301
BV	024			129	
BV	025			129	
C	1		001001	52	192
C	1	S	001003	52/112	
C	71		001175		192/195
C	141	F	001251	114	
C	141		001291	113	
C	141	A	001298	113	
C	141	AS	001300	114	
C	2		010001	53	192
C	21		107006	53	192
C	21		107175		195
C	31		107007	54	193
C	21	L	110006	53	
C	21	R	137006	54	
C	207		150001	55	
C	31	R	137007	54	
C	486	FT	137142		210
C	31	A	139008	55	
C	36	R	139008	55	
C	31	EF	139015	57	
C	31	RL	143007		193
C	133	F	159041	60	
C	133		159071	60	

Fig.			REF		
C	134	U	164031	60	
C	134	F	164041	60	
C	134		164071	60	
C	135	U	166031	60	
C	135	F	166041	60	
C	135		166071	60	
C	23		168006	54	
C	33		168007	55	194
C	290		170377		194
C	23	L	171006	54	
C	33	L	171007	55	193
C	212	L	184072	61	
C	23	R	194006	54	
C	79	FT	194142		210
C	79		194175		196
C	79	FF	194181		208
C	79	T	194194		210
C	79	G	194215		197
C	79	SGT	194226		210
C	23	SR	196006		193
C	18	R	196008	56	
C	375	R	198072	62	
C	151		199295	114	
C	416		201175		196
C	152		210295	61/114	
C	7		237001	53	
C	17		237008	56	
C	77		237175		195
C	7	L	238006	53	
C	48	LU	249032	60/117	
C	48	LF	249042	60	
C	48	L	249072	60/117	
C	78		257175		196
C	75		260175		195
C	75	G	260215		197
C	274	U	274032	62	
C	274		274072	62	
C	251	QX	274160		209
C	251		274175		196
C	251	FF	274181		208
C	251	G	274215		197
C	251	SGT	274227		210
C	379	U	277032	62/117	
C	379	F	277042	62	
C	379		277072	62/117	
C	245		290072	61	
C	246	U	296031	61	
C	244	K	298072	61	
C	245	K	299072	61	
C	254	E	415298	116	
C	408	M	409338	116	
C	164		407297	116	
C	161		408295	115	
C	162		408297	115	
C	163		406297	115	
C	165		408297	116	
C	166		409297	116	
C	33	IL	415007	113	
C	34	IL	415007	113	
C	33	T	415296	112	
C	254		415296	116	
C	515		467211		194
C	246		496071	61	
C	44	E	499072	60	
C	1	T	697291	112	
C	132	U	699031	60	
C	132	F	699041	60	
C	132		699071	60	
C	1001			125	
C	79	GT	194221		210
CBP	847		172007	59	211
CBP	379		277007	59	211
CBP	856		546007	59	211
CD	133	U	159032	63	
CD	133	F	159042	63	
CD	133		159072	63	
CD	134	U	164032	63	
CD	134	F	164042	63	
CD	134		164072	63	
CD	135	U	166032	63	
CD	135	F	166042	63	
CD	135		166072	63	
CD	379	U	277932	63	
CD	379	F	277942	63	
CD	379		277972	63	
CD	132	U	699032	63	
CD	132	F	699042	63	
CD	132		699072	63	
CG	35	RS	139006	59	
CQ	1		001002	52	

Fig.			REF		
CQ	79	F	194134		206
CQ	79		194176		207
CQ	75		260176		207
CQ	251	F	274134		206
CQ	251		274176		207
CQ	1	L	697003	53	
CX	71		001190		201
CX	21		107019	56	
CX	460		116190		203
CX	21	GR	137019	57	
CX	21	R	137019	56	
CX	72	F	137140		199
CX	486	F	137140		200
CX	72		137190		201
CX	486		137190		203
CX	488	F	184140		200
CX	489	F	187140		199
CX	23	R	194019	57	
CX	79	F	194140		199
CX	79	SF	194141		198
CX	79		194190		202
CX	79	G	194220		204
CX	79	SG	194224		205
CX	23	SR	196019		193
CX	23	MF	196140		200
CX	138	F	198140		199
CX	138		198190		202
CX	23	F	199140		199
CX	23		199190		201
CX	416		201190		202
CX	30	MF	225140		200
CX	30	M	225220		203
CX	77	F	237140		199
CX	77	MF	237140		200
CX	77		237190		202
CX	77	M	237220		203
CX	78	MF	257140		200
CX	78		257190		202
CX	75	F	260140		199
CX	75		260190		202
CX	75	G	260220		204
CX	75	SG	260224		205
CX	251	F	274140		199
CX	251		274190		202
CX	251	G	274220		204
CX	251	SG	274224		205
CX	73		277190		201
CX	139		289190		202
CX	487	F	292140		200
CX	487		292190		203
CX	161	R	408298	115	
CX	162	A	409019	115	
CX	162	S	413338	115	
CX	23		168019	56	
D	8411	G	411534	122	
D	1001			125	
D	8307	XG	307554	124	
DV	229		557001	126	
E	1001			125	
F	1001			125	
G	2001			125	
GP	662		288526	75	
H	7	DBR	274522		239
K	772	SB GRN	373523		250/281
K+M	601	BLU	001523		246
K+M	728	GRN	023512		246
K+M	735	GRN	027512		245
K+M	731	GRN	107512		245
K+M	731	DBR	107512		248
K+M	732	ORA	107520		249
K+M	731	BLU	107523		247
K+M	732	BLU	107523		247
K+M	652	GRN	173512		244
K+M	652	R ORA	199520		249
K+M	733	DBR	173512		248
K+M	652	ORA	173520		249
K+M	652	BLU	173523		247
K+M	649	R BLU	197523		246
K+M	652	R GRN	199512		244
K+M	652	R DBR	199512		248
K+M	666	GRN	257512		245
K+M	671	GRN	266512		245
K+M	671	BLU	266523		247
K+M	671	DBR	266512		248
K+M	671	ORA	266520		249
K+M	662	GRN	288512		245
K+M	716	GRN	372512		245
K+M	652	R BLU	199523		247

Fig.			REF		
K+M	601	GRN	001512		244
K+M	649	R GRN	197512		244
K+M	722	GRN	304512		245
K+M	727	GRN	024512		245
LS	9872	F	030512	100	
LS	9872	M	030522	100	
LS	9871	F	243512	100	
LS	9876	F	243512		271
LS	9871	M	243522	100	
LS	9876	M	243522		270
LS	9875	F	303512		271
LS	9875	M	303522		270
LS	9877	F	372512		271
LS	9877	M	372522		270
LS	9873	F	543512	100	
LS	9878	F	543512		271
LS	9873	M	543522	100	
LS	9878	M	543522		270
M	801		001524		178
M	813		014524		179
M	807		030524		178
M	837	G	113534		179
M	852		167524		179
M	854		173524		179
M	862		250524		179
M	863		250524		179
M	856		274524		179
M	856	G	274534		179
M	941		345524		179
PS	36	FG		167	
PS	36	HP		167	301
RCB	00			120	
RRC	31		109007	58	
RRC	245		138007	58	
RRC	7		156007	58	
RRC	31	R	156007	58	
SD	602	F	001514		228
SD	735	SF	012514		229
SD	716	F	042514		229
SD	732	F	107514		229
SD	732	G	107534		229
SD	638	F	110514	74	228
SD	650	F	171514	74	
SD	653	F	174514		228
SD	652	RF	199514		228
SD	652	RG	199534		228
SD	667	F	257514		229
SD	660	F	274514		229
SD	660	G	274534		229
SD	661	F	288514	74	
SD	660	F	297514	74	
SD	662	F	297514	75	
SD	722	F	304514		229
SD	773	F	373514		229
SZ	601		001526		226
SZ	602		001526		226
SZ	736		012526		227
SZ	623		043526		226
SZ	732		107526		227
SZ	638		110526		226
SZ	652	R	199526		226
SZ	667		257526		227
SZ	660		274526		226
SZ	722		304526		227
SZ	715		371526		227
TCX	21	R	137019	56	
TCX	23	R	194019	57	
UNC	245		233006	55	
WD	203	F	203514	37	
WD	203		203524	37	
WD	203	SG	203544	37	
WD	204	F	204514	38	
WD	204		204524	38	
WD	204	SG	204544	38	
WD	560		560524	38	
Z	801		001324	41	177
Z	818		041324	41	177
Z	818	G	041334	41	177
Z	838	L	140526	40	176
Z	850	F	198314	40	176
Z	850		198324	40	176
Z	863	F	250314	40	176
Z	863		250324	40	176
Z	833	F	277314	40	176
Z	833		277324	40	176
Z	801	L	697324	40	176
Z	801	LF	697314	40	
ZIR	9862	F	030511	102	
ZIR	9862	M	030521	101	

Fig.			REF		
ZIR	9865	M	303521		267
ZIR	9861	F	243511	101	
ZIR	9866	F	243511		268
ZIR	9861	M	243521	101	
ZIR	9866	M	243521		267
ZIR	9972	F	275413		269
ZIR	9974	F	275413		269
ZIR	9972	M	275423		269
ZIR	9974	M	275423		269
ZIR	9865	F	303511		268
ZIR	9867	F	372511		268
ZIR	9867	M	372521		267
ZIR	9863	F	543511	102	
ZIR	9868	F	543511		268
ZIR	9863	M	543521	101	
ZIR	9868	M	543521		267
1			001001	66	214
1		RF	001001	117	
11			001002		214
21			107006		214
36			107002	66	215
38			168002	66	215
38		R	196002	66	
41			001071	66	
48			243071	67	
71			001171		216
72			155171		216
75			260171		216
77			237171		217
78			257171		217
79			266171		217
82		RF	155172		217
84		RF	103172		217
85		RF	260172		218
89			266172		217
91		RF	001132		218
92		RF	155132		218
95		RF	260132		218
137			137524	38	
138			138524	38	
141		RF	001291	117	
162			408297	118	
162		RF	408297	118	
163		RF	406297	118	
164		RF	407297	118	
165		RF	408297	118	
166			409297	118	
166		RF	409297	119	
167		RF	410297	119	
168			411297	119	
168		RF	411297	119	
169		RF	412297	119	
180		GRF	679336	69	
180		GRFS	679336	69	
183		RF	682336	69	
183		RFS	682336	69	
186		RF	684377	120	
187		RF	685377	120	
191		RF	698001	69	
191		RFS	698001	69	
194			194524	38	
203		S	449336	120	
203		RF	417364	120	
203			417364		215
224		RF	485001	121	
225		RF	485373	121	
229		RF	486001	127	
229		XLRF	556001	127	
231			045171		216
231		DEF	064504	125	
271			271524	38	
277			277524	39	
295			295524	39	
301		L	610415		218/281
303			603391	95	218/281
303		RF	603391		218
303-49		RF	603391	129	
305			604391		218
314			622444		219
315			623444		219
318			623443		219
320		A	612434		219
327		RF	612431		219/281
365		D	333514		185
372		RF	372434	67	219
389			494020	18	
401		DF	400514		184
453		WHI	043524		243
508		F	508514	36	

Fig.			REF		
508		G	508534	36	
514			211215		215
515			467211		215
515		L	467211		216
525		EF	525504	36	
525		F	525514	36	
525			525524	36	
526		EF	526504	36	
526		F	526514	36	
526			526524	36	
529		GRN	600523		250
529		D	600524		178
540			540524	39	
558		F	558514	37	
558			558524	37	
601		F GRN	001513	79	
601		PNK	001523	80	234
601		GRN	001523	76	230
601		ARK	001505	81	242
602		PNK	001523		234
602		GRN	001523	76	230
603		PNK	001523		235
603		GRN	001523	76	230
613		GRN	014523		230
622		GRN	042523	76	230
624		PNK	109523		235
624		GRN	109523		230
633		GRN	316523		231
638		F GRN	110513	79	
638		PNK	110523		235
638		GRN	110523	76	231
638		ARK	110505	81	242
639		PNK	110523		235
639		GRN	110523	77	
640		PNK	110523		235
642		GRN	107523		231
642		G GRN	107533		233
645		ARK	161505	81	242
645		GRN	161523	77	
645		F GRN	161513	79	
648		PNK	171523		235
649		ARK	171505	81	242
649		F GRN	171513	79	
649		GRN	171523	77	231
649		PNK	171523	80	235
650		GRN	171523	77	
650		PNK	171523		235
651		GRN	171523	77	
652		GRN	173523	77	231
652		R GRN	199523		231
652		R PNK	199523		236
652		R DBR	199522		238
653		GRN	174523		231
660		GRN	297523	78	
660		ARK	297505	82	
661		F GRN	288513	79	
661		GRN	288523	78	231
661		PNK	288523	80	236
661		ARK	288505	82	242
662		GRN	288523	78	232
662		PNK	288523		236
662		ARK	297505	82	
663		GRN	243523		232
663		PNK	243523		236
665		GRN	273523		232
665		PNK	273523		236
666		GRN	257523	78	232
666		PNK	257523	80	236
666		ARK	257505	82	
667		GRN	257523	78	232
667		PNK	257523		236
671		GRN	266523	78	232
671		PNK	266523		236
690		GRN	292523		232
697		F	697514	39	
697			697524	39	
698			698524	39	
702		GRN	041523		232
703		GRN	041523		233
712		GRN	042523		233
716		GRN	372523		233
728		GRN	023523		233
731		PNK	107523		237
731		GRN	107523		233
731		DBR	107522		238
731		LBR	107521		241
731		WHI	107524		243
732		PNK	107523		237
732		DBR	107522		238

Fig.		REF		
732	LBR	107521		241
732	WHI	107524		243
733	PNK	173523		237
733	WHI	173524		243
733	DBR	173522		238
733	LBR	173521		241
734	PNK	316523		237
734	DBR	316522		239
735	S PNK	012523		237
735	S WHI	012524		243
735	PNK	027523		237
735	DBR	027522		239
735	LBR	027521		241
736	PNK	012523		237
736	DBR	012522		239
743	S LBR	274521		241
743	S DBR	274522		239
744	GRN	273523		233
744	G GRN	273533		233
751	DBR	273522		239
798	GRN	375523		234
798	PNK	375523		237
801	EF	001504	17/122	172
801	F	001514	17/122	172
801		001524	17/122	172
801	G	001534	17/122	172
801	SG	001544	17/122	172
801	L	697524	17	
801	LD	697534	37/124	
801	LG	697534	17	
802		002524	17	
802	G	002534	17	
802	LG	494534	17	
802	KG	551534	17	
805	F	012514	18	
805		012524	18	172
805	G	012534	18	
805	SG	012544	18	
806		019524	18	
806	G	019534	18	
807		225524	18	172
807	G	225534	18	
808		233524	18	
808	G	233534	18	
808	SG	233544	18	
808	LF	234514	18	
808	L	234524	18	
808	LG	234534	18	
808	LSG	234544	18	
808	R	237524	19	
808	RLF	238514	19	
808	RL	238524	19	
808	RLG	238534	19	
808	RLSG	238544	19	
808	D	240524	44	
808	LD	241524	44	
809		232524	19	
809	A	232524	19	
809	RF	237514	19	
809	R	237524	19	
809	RG	237534	19	
809	RSG	237544	19	
811	F	038514	19	
811		038524	19	
811	G	038534	19	
811	SG	038544	19	
811	L	039524	20	
811	LG	039534	20	
811	LSG	039544	20	
815		042524	20	
818		041524	20	172
820	EF	465504	20	
820	F	465514	20	
820		465524	20	
822		042524	20	
825		304524	20	172
827	EF	464504	21	
828	B	500524	21	
828	G	500524	21	
828	O	500524	21	
828	R	500524	21	
828	W	500524	21	
828	Y	500524	21	
828	TB	501524	21	
828	TG	501524	21	
828	TO	501524	21	
828	TR	501524	21	
828	TW	501524	21	
828	TY	501524	21	

Fig.		REF		
829	F	463514	21	
829		463524	21	
830	UF	257494	22	
830	EF	257504	22	
830	F	257514	22	172
830		257524	22	172
830	G	257534	22	172
830	SG	257544	22	
830	LUF	258494	22	
830	LEF	258504	22	
830	LF	258514	22	
830	P	561544	42	
831	EF	254504	22	
831	F	254514	22	
831		254524	22	
831	G	254534	22	
831	SG	254544	22	
833	KSG	272544	22	
833	UF	277494	22	
833	EF	277504	22	
833	F	277514	22	
833		277524	22	
833	G	277534	22	
833	SG	277544	22	
833	L	278524	23	
834		552524	23	
835	F	108514	23	
835		108524	23	172
835	G	108534	23	
835	SG	108544	23	
836		109524	23	
836	G	109534	23	
837	F	110514	23	173
837		110524	23	173
837	G	110534	23	
837	SG	110544	23	173
837	MG	110554		173
837	LF	111514	24	
837	L	111524	24	173
837	LG	111534	24	173
837	LSG	111544	24	
837	XL	112524	24	173
837	XLG	112534	24	
837	D	115524	45	
837	LD	115524	45	
837	P	562544	42	
837	RP	564544	42	
838	F	138514	24	
838		138524	24	
838	G	138534	24	
838	LF	140514	24	
838	L	140524	24	173
838	LG	140534	24	
839		150524	24	
839	R	179524	24	
840		156524	25	
840	G	156534	25	
840	SG	156544	25	
841	EF	157504	25	
841	F	157514	25	
841		157524	25	
841	G	157534	25	
841	SG	157544	25	
842	F	158514	25	
842		158524	25	
842	G	158534	25	
842	SG	158544	25	
845		168524	25	
845	G	168534	25	
845	RF	544514	25	
845	R	544524	25	
845	RSG	544544	25	
846	F	171514	25	
846		171524	25	
846	G	171534	25	
846	SG	171544	25	
846	RF	545514	26	
846	R	545524	26	
846	RG	545534	26	
846	RSG	545544	26	
846	KRF	562514	26	
846	KR	562524	26	
847	F	172514	26	
847		172524	26	173
847	G	172534	26	
847	SG	172544	26	
847	D	177524	45	
847	REF	546504	26	
847	RF	546514	26	

Fig.		REF		
847	R	546524	26	
847	RG	546534	26	
847	RSG	546544	26	
847	P	565544	42	
847	KR	585524	26	
848	EF	173504	26	
848	F	173514	26	
848		173524	26	173
848	G	173534	26	
848	SG	173544	26	
848	D	178524	45	
848	R	553524	27	
849	F	197514	27	
849		197524	27	173
849	G	197534	27	
849	SG	197544	27	
849	LUF	693494	27	
849	LEF	693504	27	
849	LF	693514	27	
850	EF	198504	27	
850	F	198514	27	
850		198524	27	173
850	G	198534	27	173
850	SG	198544	27	
850	P	567544	42	
851		218524	27	
851	L	219524	27	
852	EF	199504	28	
852	F	199514	28	174
852		199524	28	174
852	G	199534	28	
852	GF	199534	37	
852	SG	199544	28	
852	L	200524	28	
852	LG	200534	28	
852	P	568544	42	
854		183524	28	
854	L	184524		174
855	LF	195514	28	
855		196524	28	
855	P	569544	43	
857	F	220514	28	
857		220524	28	
857	G	220534	28	
858	UF	165494	29	
858	EF	165504	29	
858	F	165514	29	
858		165524	29	174
858	G	165534	29	174
858	SG	165544	29	
859	UF	166494	29/123	
859	EF	166504	29/123	174
859	F	166514	29/123	174
859		166524	29/123	174
859	G	166534	29/123	
859	SG	166544	29/123	
859	LEF	167504	29/123	
859	LF	167514	29/123	174
859	L	167524	29/123	174
859	LG	167534	123	174
860	EF	246504	29	
860		246524	29	
860	G	246534	29	
861	EF	247504	30	
861	F	247514	30	
861		247524	30	
861	G	247534	30	
862	UF	249494	30	
862	EF	249504	30	
862	F	249514	30	
862		249524	30	174
862	G	249534	30	
862	SG	249544	30	
862	P	570544	43	
863	EF	250504	30	
863	F	250514	30	
863		250524	30	174
863	G	250534	30	
863	SG	250544	30	
863	LF	251514	30	
863	L	251524	30	
863	KG	256534	30	
863	P	571544	43	
865	L	535524	30	
866		287524	31	
867	F	288514	31	
867		288524	31	
867	G	288534	31	

Fig.		REF		
868	EF	289504	31	
868	F	289514	31	
868		289524	31	174
868	G	289534	31	
868	SG	289544	31	
868	P	572544	43	
869	EF	290504	31	
869	F	290514	31	
869		290524	31	175
869	G	290534	31	
869	SG	290544	31	
869	LF	291514	31	
869	L	291524	31	
869	P	573544	43	
870		032524	31	
870	G	032534	31	
872		223524	32	
873		213524	32	
875		260524		175
875	G	260534		175
875	MG	260554		175
877		297524	32	
877	G	297534	32	
877	SG	297544	32	
878		257524		175
878	F	298514	32	
878		298524	32	
878	G	298534	32	
878	SG	298544	32	
878	P	574544	43	
879		266524		175
879	SG	266544		175
879	MG	266554		175
879		299524	32	
879	EF	299504	32	
879	F	299514	32	
879	G	299534	32	
879	SG	299544	32	
879	P	575544	44	
880		139524	32	
880	G	139534	32	
880	P	576544	44	
881	EF	141504	33	
881	F	141514	33	
881	G	141534	33	
881	SG	141544	33	
882	F	142514	33	175
882		142524	33	175
883	SG	146544	33	
884	F	129514	33	
884		129524	33	
884	G	129534	33	
885	F	130514	33	
885		130524	33	
885	G	130534	33	
885	SG	130544	33	
886	F	131514	33	
886		131524	33	
886	G	131534	33	
886	SG	131544	33	
888		496524	34	
888	LG	539534	34	
889	LEF	540504	34	
889	LF	540514	34	
889	L	540524	34	
889	LG	540534	34	
890	UF	160494	34	
890	EF	160504	34	
890	F	160514	34	
890	LEF	699504	34	
890	LF	699514	34	
892	G	292534		175
893	F	507514	34	
893		507524	34	
893	HEF	707504	35	
894		263524	35	
895	EF	274504	35	
895	F	274514	35	
895		274524	35	
897	R	584524	35	
898		164524	35	
898	UF	164494	35	
898	EF	164504	35	
898	F	164514	35	
898	G	164534	35	
899		033524	35	
899	G	033534	35	
908		072524	36	

Fig.		REF		
909	F	068514	36	
909		068524	36	175
909	G	068534	36	
909	SG	068544	36	
910	D	321524	124	182
911	DF	332514		182
911	D	332524		182
914	F	356514		185
915	DF	355514		184
915	D	355524		184
915	DM	35M524	124	
916	D	327524		182
918	D	335524		182
921	DEF	358504		184
921	DF	358514		184
930	D	345524		183
932	D	350524		183
935	DF	340514		183
935	D	340524		183
940	DF	377514		184
947	DEF	389504		185
947	DF	389514		185
1121		543000		282
1101	M	030000	105	
1102	F	010001	105	
1110		010504	105	
1111		010504	105	
1112		131504	105	
1123		543001		282
1125		543000		282
1147	F	045001		283
1147	M	045003		283
1147	MS	045002		283
1151		374000		283
1152		294000		284
1163		045000		284
1164		045004		284
1166		549000		285
1170		543533		285
1320				289
1322				290
1325			148	
1326			152	
1327			153	
1330			163	
1331			162	
1358				290
1367			162	
1372			146	
1377				289
1389			161	
1390			161	
1391			146	
1393			155	
1394			155	
1395			157	
1396			153	
1399			157	
1401				296
1411			148	
1413				294
1418			149	
1424			149	
1427				296
1431			150	
1432			145	
1433				293
1434				292
1435			158	
1436			159	
1439			156	
1440			158	
1441			160	
1443			151	
1445				298
1446				292
1449			152	
1451				295
1452				293
1453			160	
1454			140/165	
1456			137	
1457			138	
1458			139	
1459			135	
1460			159	291
1461			135	
1462			139	
1463			136	

Fig.		REF		
1463			136	
1470			136	
1471			141	
1474			147	
1550				285
1560				299
1561				299
1724			150	
1730			151	
1771			164	
1833			166	297
1840			166	298
1877				297
1888				295
1899			156	
1912			164	
1916				300
1920				300
1936				291
1939			154	
1945			147	
1999			163	
4301		001291	128	
4501		001291	128	
4801		001524	128	
4802		698524	129	
6172	ARK	172505	83	
6198	ARK	198505	83	
6298	ARK	298505	83	
9103	G	372533		272
9105	M	292523		273
9107	G	303533		272
9108	G	133533		272
9109	M	030533	95	
9111	M	243523	95	
9112	M	243523	95	
9113	M	243523	95	
9114	M	030523	95	
9115	M	030523	95	
9119	M	243523	95	
9119		470381	67	
9121	F	243512	93	
9121	M	243522	92	
9122	F	243512	93	
9122	M	243522	92	
9123	F	030512	93	
9123	M	030522	92	
9124	F	304512	93	
9124	M	304522	92	
9131	F	372504		266
9131	M	372514		266
9131	S	372522		273
9131	G	372524		266
9132	F	303504		266
9132	M	303514		266
9132	G	303524		266
9133	F	243504	99	
9133	M	243514	99	
9133	G	243524	99	
9134	F	030504	99	
9134	M	030514	99	
9134	G	030524	99	
9140	EF	257502	94	
9141	EF	299502	94	
9142	EF	297502	94	
9143	EF	030502	94	
9144	F	030512	104	
9145	EF	310502	94	
9150		546503	104	
9160		546503		276
9301	EF	372504		277
9301	F	372513		275
9301	M	372524		274
9301	G	372534		274
9302	EF	371504		277
9302	F	371513		275
9302	M	371524		275
9304	F	303513		275
9306	EF	114504		277
9306	F	114513		275
9306	M	114524		275
9310	EF	292504		277
9310	F	292513		276
9310	M	292524		275
9310	G	292534		274
9313	F	113513		276
9314	F	113513		276
9315	EF	244504		277
9315	F	244513		276

Fig.			REF		
	9315	M	244524		275
	9315	G	244534		274
	9332	UF	114494		281
	9332	EF	114503		280
	9332	F	114513		280
	9332	M	114523		280
	9332	G	114534		280
	9360		030544	107	
	9361		243544	107	
	9362		307544	107	
	9363		297544	107	
	9501	F	243503	104	
	9501	M	243513	104	
	9501	G	243533	103	
	9502	G	243533	103	
	9503	M	243513	104	
	9504	F	030503	104	
	9504	M	030513	104	
	9504	G	030533	103	
	9507	M	304513	104	
	9571	F	300513		261
	9571	M	300523		261
	9571	G	300533		260
	9572	F	275513		261
	9572	M	275523		261
	9572	G	275533		260
	9573	F	201513		261
	9573	M	201523		261
	9573	G	201533		260
	9574	F	243513		261
	9574	M	243523		261
	9574	G	243533		260
	9603	M	372525		272
	9604	M	372525		273
	9607	M	303525		273
	9621	G	372534		279
	9623	G	114534		279
	9668	F	372515		278
	9668	M	372525		278
	9669	F	114515		278
	9669	M	114525		278
	9765	F	000502	90	
	9765	M	000525	91	
	9801	F	303514		265
	9801	M	303524		264
	9801	G	303534		263
	9802	F	372514		265
	9802	M	372524		264
	9802	G	372534		263
	9803	F	243514		265
	9803	M	243524		264
	9803	G	243534		263
	9804	F	372514		265
	9804	M	372524		264
	9805	F	543514	98	265
	9805	G	543534	97	263
	9805	M	543524	97	264
	9811	F	000514	98	
	9811	G	000534	96	
	9811	M	000524	97	
	9812	F	243514	98	
	9812	M	243524	97	
	9812	G	243534	96	
	9813	F	030514	98	
	9813	M	030524	97	
	9813	G	030534	96	
	9814	F	304514	98	
	9814	M	304524	97	
	9814	G	304534	96	
	9825		243525	91	
	9826		030525	91	
	9827		304525	91	
	9828		243525	91	
	9829		543525	91	
	9831		243502	90	
	9832		030502	90	
	9833		304502	90	
	9834		243502	90	
	9835		292502		262
	9837		543503	90	
	9840		543503		262
	9991	EF	243501	106	
	9991	F	243511	106	
	9993	M	034000	106	
	9997	M	034491	106	

HIER UMKLAPPEN!

FLIP HERE!

RABATTRE ICI !

VOLTEAR!

JOTA ON SOCIAL MEDIA

Play video

Follow

Like us

Connect

Jota AG Rotary Intruments
Hirschensprungstrasse 2
CH-9464 Rüthi
Phone: +41 (0)71 767 79 99
E-Mail: info@jota.ch
www.jota.ch SWITZERLAND

ANWENDUNGS- UND HYGIENESYMBOLE

APPLICATION AND HYGIENE SYMBOLS
SYMBOLES D'APPLICATION ET D'HYGIÈNE
SÍMBOLOS DE APLICACIÓN E HIGIENE

Zahnheilkunde
Dentistry
Odontologie
Odontología

Prophylaxe
Prophylaxis
Prophylaxie
Profilaxis

Kieferorthopädie
Orthodontics
Orthodontie
Ortodoncia

Kieferchirurgie
Oral surgery
Chirurgie dentaire
Chirurgía maxilofacial

Implantologie
Oral implantology
Implantologie
Implantología

Zahnbehandlung
Dental treatment
Soins dentaires
Tratamiento dental

Kavitätenpräparation
Preparation of cavities
Préparation des cavités
Preparación de cavidades

Ausbohren alter Füllungen
Removal of old fillings
Perçage d'anciennes obturations
Remoción de obturaciones viejas

Füllungsbearbeitung
Treatment of fillings
Traitement des obturations
Procesamiento de obturaciones

Kronenpräparation
Preparation of crowns
Préparation des couronnes
Preparación de coronas

Kronentrennung
Cutting of crowns
Séparation des couronnes
Separación de coronas

Wurzelkanalaufbereitung
Treatment of root-canal
Traitement du canal radiculaire
Preparación de conductos radiculares

Wurzelglättung
Smoothing of tooth roots
Lissage des racines dentaires
Alisado radicular

Zahnlabor
Dental Laboratory
Labo dentaire
Laboratiorio dental

Feinwerktechnik
Laboaratory precision technique
Mécanique de précision dentaire
Prótesis de precisión

Modellgusstechnik
Model casting technique
Technologie des couées sur modèle
Técnica de esqueleticos

Modellherstellung
Model casting
Fabrication des modèles
Confección de modelos

Kunststofftechnik
Acrylic technique
Technologie des résines
Técnica de acrílico

Kronen- & Brückentechnik
Crown and bridge technique
Technologie des couronnes et des bridges
Técnica de coronas y puentes

Verblend- & Keramiktechnik
Veneer and ceramic technique
Technologie de recouvrement et de la céramique
Técnica de reestimiento y cerámica

Desinfektion & Sterilisation
Disinfection & Sterilization
Désinfection & Stérilisation
Desinfección & Esterilización

Autoklav mit 135 °C
Autoclave operating at 135 °C
Autoclave avec 135 °C
Autoclave a 135 °C

Thermodesinfektor
Thermodisinfector
Thermodésinfecteur
Desinfectador térmico

Heissluftsterilisator mit 180 °C
Steriliser operating with air of 180 °C
Stérilisateur à air chaud avec 180 °C
Esterilizador de aire caliente a 180 °C

Chemiklav
Chemiclave
Chemieclave
Esterilizador químico

Ultraschall
Ultrasonics
Ultrason
Ultrasonido

Bohrerbad
Drill bath
Bain pour fraises
Baño para fresas

Diverse Symbole
Diverse symbols
Divers symboles
Símbolos diversos

Drehzahl
Rotation speed
Vitesse de rotation
Velocidad de giro

Bei Wiederverwendung von Einmalprodukten kann eine Infektionsrisiko nicht ausgeschlossen werden und eine risikofreie Funktionssicherheit nicht gewährleistet werden.

With the reuse of disposable products, the risk of infection cannot be excluded and a risk-free functional safety cannot be guaranteed.

En cas de la réutilisation de produits à usage unique, le risque d'infection ne peut être exclu et la sécurité de fonctionnement sans risque n'est plus assurée.

En el caso de reutilización de productos para una sola utilización hay el peligro de riesgos de infección y una seguridad funccional fuera de riesgo no está garantizada.

Anwengungsempfehlungen
Application-Guidelines
Recommandations d'utilisation
Recomendaciones de uso

Von Jota empfohlen
Recommended by Jota
Recommandé par Jota
Recomendado por Jota

Gut geeignet
Well suited
Bien adapté
Muy adeguado

Geeignet
Suitable
Adapté
Adeguado

Diamant
Diamond
Diamant
Diamante

Unsere Leistungsnachweise

OUR PERFORMANCE RECORDS I NOS RECORDS DE PERFORMANCE I NUESTROS REGISTROS DE RENDIMENTO

Einer der Marktleader zu sein, bedeutet permanente Weiterentwicklung in allen Unternemensprozessen und das Erfüllen sämtlicher regulatorischer Anforderungen.
Gesetze und Vorschriften rund um Medizinprodukte gehören zu den anspruchsvollsten weltweit. Dabei steht der Schutz der Patienten immer im Vordergrund.
Eine hohe Produktqualität ist Pflicht. Professionalität ergibt sich aus einem hohen Verständnis für die Anwendungen und der Qualifikationen der Produkte.

› Entwicklung und Entwicklungs-Verifizierung
› Klinische Bewertungen und Nachweise zur Biokompatibilität
› Validierung der Prozesse
› Chargenführung und Nachweispflichten bis zu 30 Jahren nach dem Verkauf
› Marktüberwachung

Ser uno de los líderes del mercado significa un desarrollo constante en todos los procesos corporativos y el cumplimiento de todos los requisitos reglamentarios.
Les leyes y reglamentos relativos a los dispositivos médicos se encuentran entre los más estrictos del mundo, con especial atención a la protección de los pacientes.
La alta calidad del producto es esencial. El profesionalismo resulta de un alto nivel de apreciación de las aplicaciones y de la calificación de los productos.

› Desarrollo y verificación del desarrollo
› Evaluaciones clínicas y pruebas de biocompatibilidad
› Validación de procesos
› Gestión de lotes y obligaciones de prueba hasta 30 años después de la venta
› Vigilancia del mercado

Être l'un des leaders du marché signifie un développement constant dans tous les processus d'entreprise et le respect de toutes les exigences réglementaires.
Les lois et réglementations relatives aux dispositifs médicaux sont parmi les plus strictes au monde, l'accent étant mis sur la protection des patients.
Une qualité de produit élevée est essentielle. Le professionnalisme résulte d'un haut niveau d'appréciation des applications et de la qualification des produits.

› Développement et vérification du développement
› Évaluations cliniques et preuves de biocompatibilité
› Validation des processus
› Gestion des lots et obligations de preuve jusqu'à 30 an après la vente
› Surveillance du marché

Being one of the market leaders means constant further development in all corporate processes and compliance with all the regulatory requirements.
The laws and regulations relating to medical devices are among the most stringent worldwide, with the focus on patient protection.
High product quality is essential. Professionalism results from a high level of appreciation of the applications are from the qualification of the products.

› Development and development verification
› Clinical evaluations and biocompatibility evidence
› Validation of processes
› Batch management and proof obligations up to 30 years after the sale
› Market surveillance

Jota-Dealer:

Alle Rechte vorbehalten. Nachdruck, auch auszugsweise, sind nur mit schriftlicher Genehmigung der JOTA AG, Rüthi, zulässig. Es gelten unsere „Allgemeinen Verkaufs- & Lieferbedingungen". Programm- und Konstruktionsänderungen, sowie Abweichungen der tatsächlichen Ausführungen von den Abbildungen und Angaben bleiben vorbehalten.

All rights reserved. Reproduction, also by extract, are only permitted with written authorization of JOTA AG, Rüthi. All offers, orders and deliveries are subject to our „General Sales and Delivery Terms". We reserve the right to modify our range of products and their design as well as to deviate from the illustrations and data shown.

Tous droits réservés. Toute reproduction, même partielle, est seulement permise sur autorisation écrite de JOTA AG, Rüthi. Toutes nos offres, commandes et livraisons sont soumises à nos „conditions générales de vente et de livraison." Nous nous réservons le droit de modifier la gamme de nos produits et leur présentation autant pour différer des illustrations que des données qui sont présentées.

Todos los derechos reservados. La reproducción o extracción, son solo permitidos mediante la autorización escrita de JOTA AG, Rüthi. Todas las ofertas, ordenes y despachos se encuentran sujetas a nuestros „Términos Generales de Ventas y despachos". Nosotros nos reservamos el derecho a modificiar nuestro rango de productos y sus diseños así como para desviarse e los ejemplos y de los datos mostrados.

108002.5950.0122 - 03/2025

JOTA AG Rotary Instruments
Hirschensprungstrasse 2, 9464 Rüthi
Phone +41 (0)71 767 79 99
info@jota.ch **www.jota.ch** **SWITZERLAND**